

Daily Price Report

A Summary of Price¹ Developments - 02 May 2019

Vegetables



Price of **Beans increased** in **Dambulla** market due to **low supply** from **Nuwara Eliya** area.



Price of **Tomatoes increased** in **Dambulla** market due to **low supply** from **Laggala** and **Hettipola** areas.



Fish



Prices of **small fish varieties decreased** in **Peliyagoda** market due to **low trading activities**.



¹ Price developments are analysed compared to average prices of the previous week.

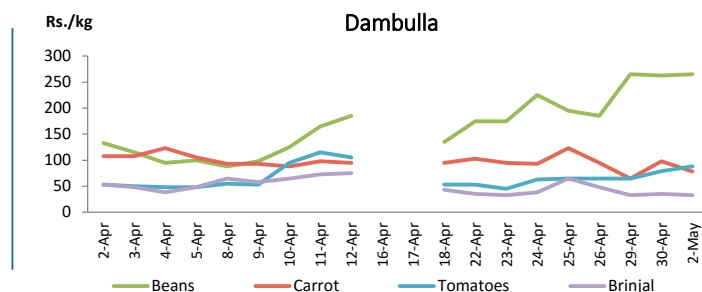
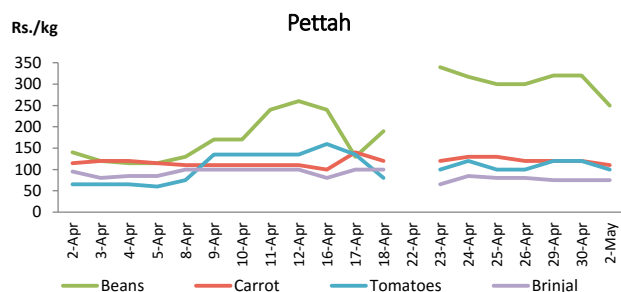


Vegetables

Item	Wholesale Prices						Retail Prices					
	Pettah			Dambulla			Pettah			Dambulla		
	Previous Week	2019.04.30	Today	Previous Week	2019.04.30	Today	Previous Week	2019.04.30	Today	Previous Week	2019.04.30	Today
	Rs./kg						Rs./kg					
Beans	268.00	260.00	210.00	171.00	243.00	245.00	314.00	320.00	250.00	191.00	263.00	265.00
Carrot	96.00	100.00	80.00	82.00	78.00	58.00	125.00	120.00	110.00	102.00	98.00	78.00
Cabbage	48.00	50.00	45.00	31.00	33.00	38.00	88.00	95.00	75.00	51.00	53.00	58.00
Tomatoes	69.00	80.00	75.00	38.00	55.00	68.00	105.00	120.00	100.00	58.00	79.00	88.00
Brinjal	38.00	33.00	33.00	24.00	15.00	13.00	78.00	75.00	75.00	44.00	35.00	33.00
Pumpkin	46.00	48.00	38.00	36.00	45.00	40.00	74.00	75.00	70.00	56.00	65.00	60.00
Snake gourd	98.00	100.00	100.00	49.00	65.00	40.00	134.00	140.00	140.00	69.00	85.00	60.00

■ Price increased by more than 5% compared to previous week average price.
■ Price decreased by more than 5% compared to previous week average price.

Retail Daily Prices

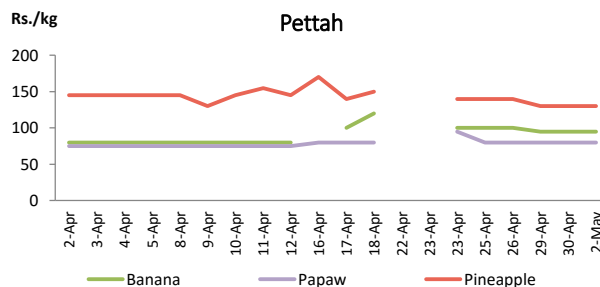


Fruits

Item	Wholesale Prices			Retail Prices		
	Pettah			Pettah		
	Previous Week	2019.04.30	Today	Previous Week	2019.04.30	Today
	Rs./kg			Rs./kg		
Banana (Sour)	60.00	50.00	50.00	100.00	95.00	95.00
Papaw	52.00	50.00	50.00	85.00	80.00	80.00
Pineapple	120.00	110.00	110.00	140.00	130.00	130.00
	Rs./Each			Rs./Each		
Apple (Imp)				43.00	45.00	45.00
Orange (Imp)				43.00	50.00	50.00

■ Price increased by more than 5% compared to previous week average price.
■ Price decreased by more than 5% compared to previous week average price.

Retail Daily Prices



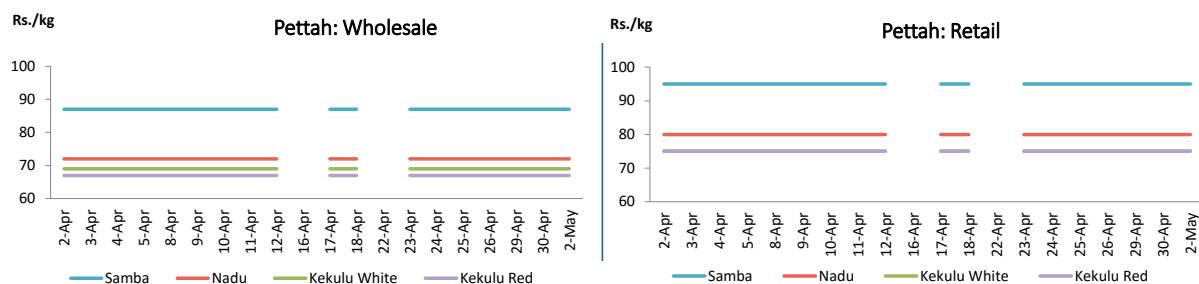
Wholesale and Retail Prices: Selected Food Commodities - 02 May 2019

Rice

Item	Wholesale Prices						Retail Prices		
	Marandaghamula			Pettah			Pettah		
	Previous Week	2019.04.30	Today	Previous Week	2019.04.30	Today	Previous Week	2019.04.30	Today
	Rs./kg						Rs./kg		
Samba	80.00	81.00	81.00	87.00	87.00	87.00	95.00	95.00	95.00
Nadu	78.00	80.00	81.00	72.00	72.00	72.00	80.00	80.00	80.00
Kekulu White	74.00	75.00	76.00	69.00	69.00	69.00	75.00	75.00	75.00
Kekulu Red	68.00	67.00	67.00	67.00	67.00	67.00	75.00	75.00	75.00

- Price increased by more than 5% compared to previous week average price.
- Price decreased by more than 5% compared to previous week average price.

Wholesale and Retail Daily prices

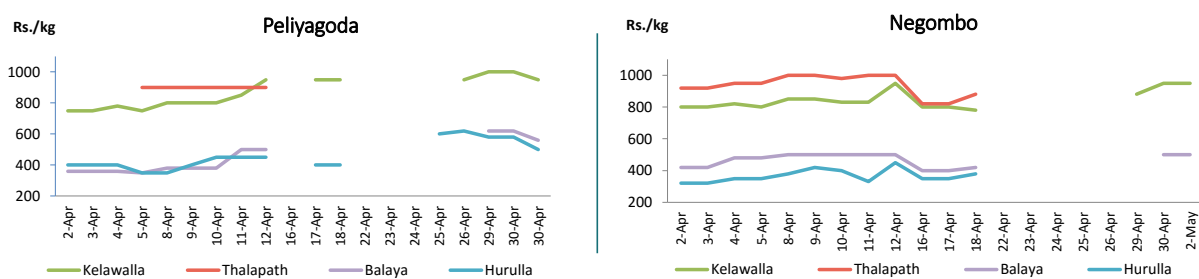


Fish

Item	Wholesale Prices						Retail Prices					
	Peliyagoda			Negombo			Peliyagoda			Negombo		
	Previous Week	2019.04.30	Today	Previous Week	2019.04.30	Today	Previous Week	2019.04.30	Today	Previous Week	2019.04.30	Today
	Rs./kg						Rs./kg					
Kelawalla	650.00	700.00	650.00	n.a.	600.00	600.00	950.00	1000.00	950.00	n.a.	n.a.	950.00
Thalpath	800.00	n.a.	n.a.	n.a.	n.a.	n.a.	960.00	n.a.	n.a.	n.a.	n.a.	n.a.
Balaya	n.a.	520.00	460.00	n.a.	350.00	350.00	n.a.	620.00	560.00	n.a.	n.a.	n.a.
Paraw	n.a.	n.a.	n.a.	n.a.	n.a.	n.a.	n.a.	n.a.	n.a.	n.a.	n.a.	n.a.
Salaya	260.00	n.a.	160.00	n.a.	180.00	140.00	280.00	n.a.	200.00	250.00	250.00	220.00
Hurulla	510.00	480.00	400.00	n.a.	n.a.	270.00	610.00	580.00	500.00	n.a.	n.a.	350.00

- Price increased by more than 5% compared to previous week average price.
- Price decreased by more than 5% compared to previous week average price.

Retail Daily Prices



Other

Item	Wholesale Prices						Retail Prices					
	Pettah			Dambulla			Pettah			Dambulla		
	Previous Week	2019.04.30	Today	Previous Week	2019.04.30	Today	Previous Week	2019.04.30	Today	Previous Week	2019.04.30	Today
	Rs./kg						Rs./kg					
Red-Onions (local)	115.00	120.00	120.00	96.00	98.00	100.00	155.00	160.00	160.00	106.00	108.00	110.00
Red-Onions (Imp)	123.00	120.00	120.00	n.a.	n.a.	n.a.	155.00	160.00	160.00	n.a.	n.a.	n.a.
Big-Onions (local)	n.a.	n.a.	n.a.	n.a.	n.a.	n.a.	n.a.	n.a.	n.a.	n.a.	n.a.	n.a.
Big-Onions (Imp)	67.00	58.00	57.00	66.00	58.00	57.00	84.00	75.00	75.00	78.00	68.00	67.00
Potatoes (local)	165.00	160.00	160.00	141.00	143.00	143.00	189.00	185.00	185.00	155.00	153.00	153.00
Potatoes (Imp)	108.00	99.00	99.00				128.00	118.00	118.00			
Dried Chillies (Imp)	268.00	260.00	260.00	265.00	258.00	258.00	320.00	320.00	320.00	275.00	268.00	268.00
Coconut (Rs./Nut)	40.00	40.00	40.00	36.00	37.00	37.00	49.00	48.00	48.00	41.00	42.00	41.00
Coconut oil (Rs./Ltr)	340.00	340.00	340.00				360.00	360.00	360.00			
Dhal	108.00	108.00	108.00				120.00	120.00	120.00			
Sugar	94.00	94.00	94.00				100.00	100.00	100.00			
Eggs (Rs./Each)	16.50	15.50	15.50				17.50	16.50	16.50			
Katta	880.00	880.00	880.00				950.00	950.00	950.00			
Sprats	500.00	500.00	500.00				550.00	550.00	550.00			

- Price increased by more than 5% compared to previous week average price.
- Price decreased by more than 5% compared to previous week average price.

Retail Daily Prices

