
Daily Price Report

A Summary of Price¹ Developments - 29 April 2019



Vegetables

- Prices of **vegetable** varieties demonstrated **mixed movements** in **Dambulla** market.
- Price of **Beans increased** in **Dambulla** market due to **low supply** from **Nuwara Eliya** area.



Fruits

- Price of **Pineapple decreased** due to **favourable supply** from **Gampaha** and **Dompe** areas.
- Price of **Orange increased** due to availability of **larger** varieties.



Other

- Price of **Coconut decreased** in **Dambulla** market due to **low** trading activities.

¹ Price developments are analysed compared to average prices of the previous week.



Statistics Department
Central Bank of Sri Lanka

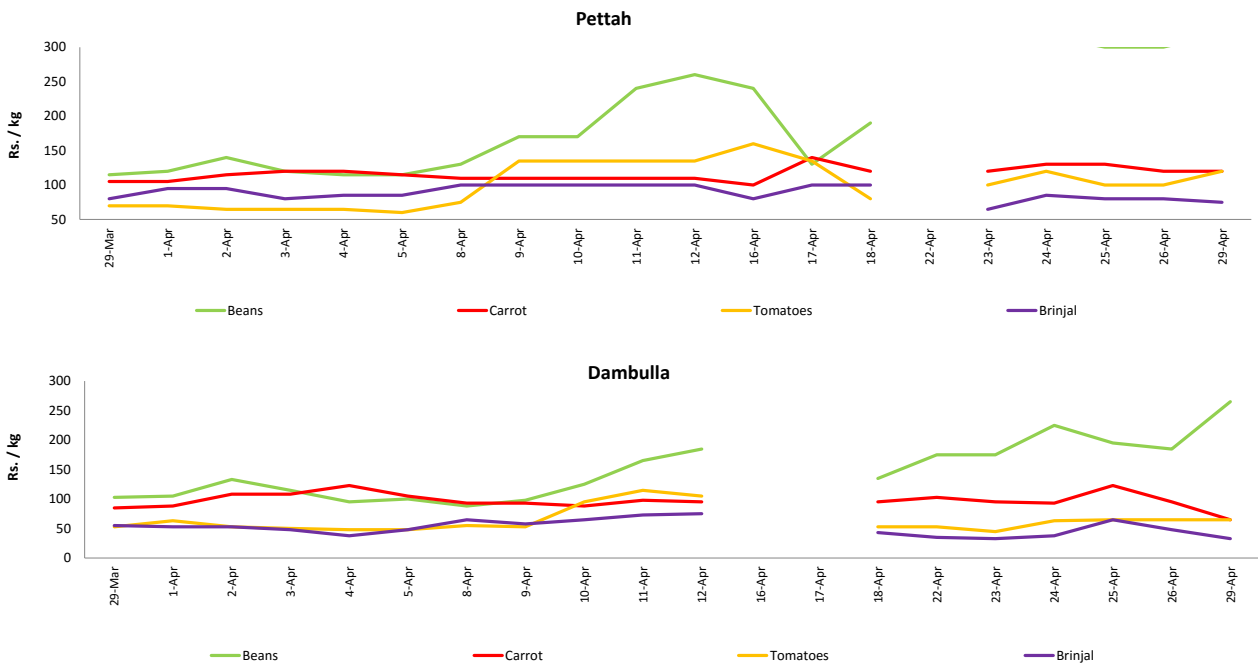
Wholesale and Retail Prices of Selected Food Commodities - 2019-04-29

Vegetables

Item	Unit	Wholesale						Retail					
		Pettah			Dambulla			Pettah			Dambulla		
		Previous Week	2019.04.26	Today	Previous Week	2019.04.26	Today	Previous Week	2019.04.26	Today	Previous Week	2019.04.26	Today
Beans	Rs./Kg	268.00	260.00	260.00	171.00	165.00	245.00	314.00	300.00	320.00	191.00	185.00	265.00
Carrot	Rs./Kg	96.00	80.00	100.00	82.00	75.00	45.00	125.00	120.00	120.00	102.00	95.00	65.00
Cabbage	Rs./Kg	48.00	50.00	50.00	31.00	28.00	18.00	88.00	95.00	95.00	51.00	48.00	38.00
Tomatoes	Rs./Kg	69.00	60.00	80.00	38.00	45.00	45.00	105.00	100.00	120.00	58.00	65.00	65.00
Brinjal	Rs./Kg	38.00	35.00	33.00	24.00	28.00	13.00	78.00	80.00	75.00	44.00	48.00	33.00
Pumpkin	Rs./Kg	46.00	45.00	48.00	36.00	33.00	38.00	74.00	80.00	75.00	56.00	53.00	58.00
Snake gourd	Rs./Kg	98.00	100.00	100.00	49.00	48.00	58.00	134.00	140.00	140.00	69.00	68.00	78.00

- Price increased by more than 5% compared to previous week average price.
- Price decreased by more than 5% compared to previous week average price.

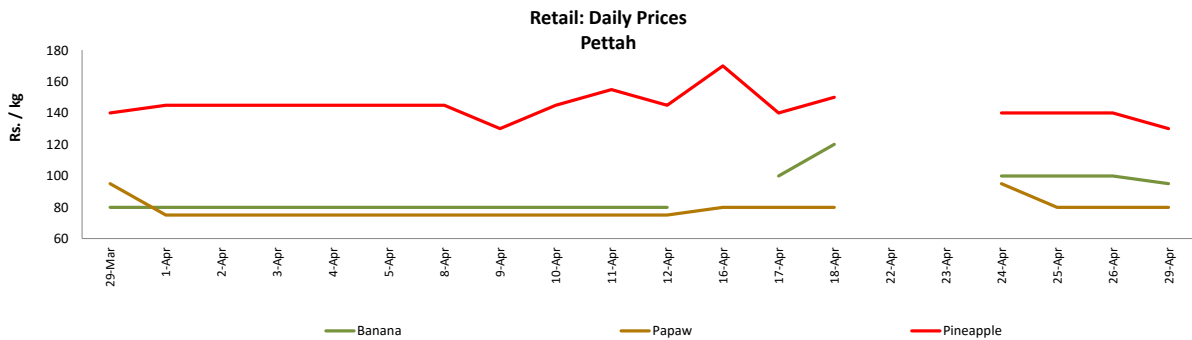
Retail: Daily Prices



Fruits

Item	Unit	Wholesale			Retail		
		Pettah			Pettah		
		Previous Week	2019.04.26	Today	Previous Week	2019.04.26	Today
Banana (Sour)	Rs./Kg	60.00	60.00	50.00	100.00	100.00	95.00
Papaw	Rs./Kg	52.00	50.00	50.00	85.00	80.00	80.00
Pineapple	Rs./Kg	120.00	120.00	110.00	140.00	140.00	130.00
Apple (Imp)	Rs./Each				43.00	43.00	45.00
Orange (Imp)	Rs./Each				43.00	43.00	50.00

- Price increased by more than 5% compared to previous week average price.
- Price decreased by more than 5% compared to previous week average price.



Wholesale and Retail Prices of Selected Food Commodities - 2019-04-29

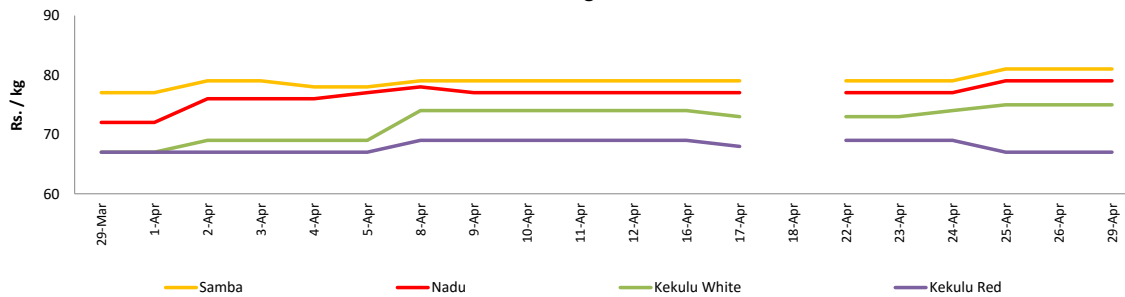
Rice

Item	Unit	Wholesale						Retail		
		Maradaghamula			Pettah			Pettah		
		Previous Week	2019.04.26	Today	Previous Week	2019.04.26	Today	Previous Week	2019.04.26	Today
Samba	Rs./Kg	80.00	81.00	81.00	87.00	87.00	87.00	95.00	95.00	95.00
Nadu	Rs./Kg	78.00	79.00	79.00	72.00	72.00	72.00	80.00	80.00	80.00
Kekulu White	Rs./Kg	74.00	75.00	75.00	69.00	69.00	69.00	75.00	75.00	75.00
Kekulu Red	Rs./Kg	68.00	67.00	67.00	67.00	67.00	67.00	75.00	75.00	75.00

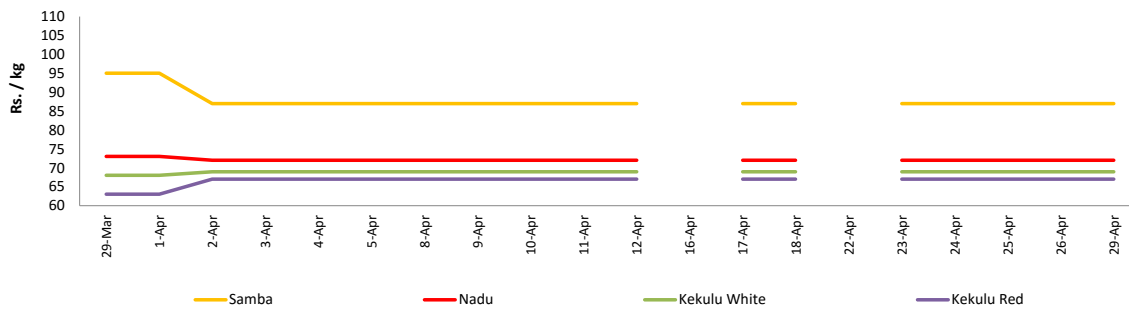
- Price increased by more than 5% compared to previous week average price.
- Price decreased by more than 5% compared to previous week average price.

Wholesale: Daily Prices

Marandaghamula

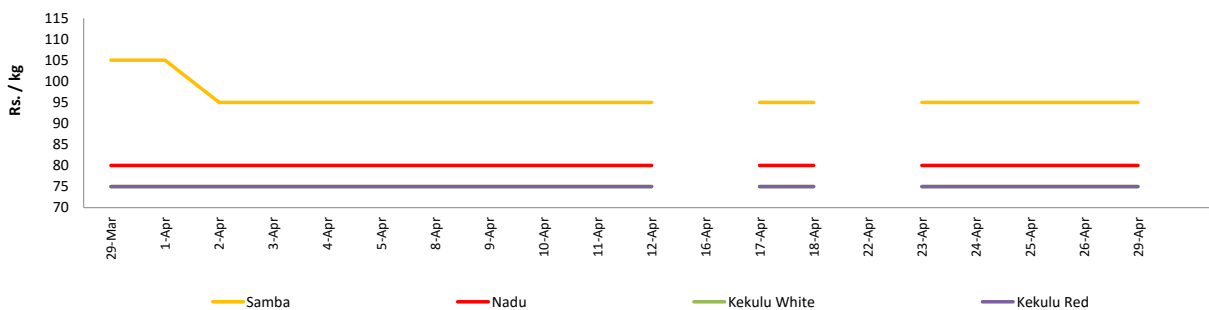


Pettah



Retail: Daily Prices

Pettah



Wholesale and Retail Prices of Selected Food Commodities - 2019-04-29

Fish

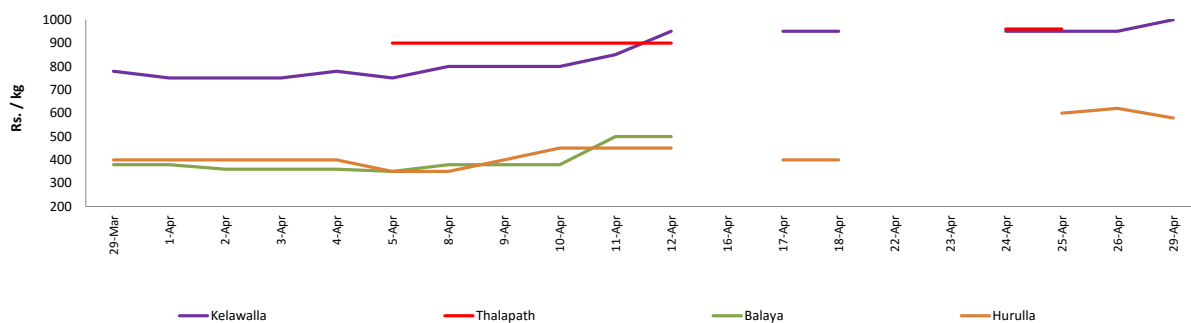
Item	Unit	Wholesale						Retail					
		Peliyagoda			Negombo			Peliyagoda			Negombo		
		Previous Week	2019.04.26	Today	Previous Week	2019.04.26	Today	Previous Week	2019.04.26	Today	Previous Week	2019.04.26	Today
Kelawalla	Rs./Kg	650.00	650.00	700.00	n.a.	n.a.	580.00	950.00	950.00	1000.00	n.a.	n.a.	880.00
Thalapath	Rs./Kg	800.00	n.a.	n.a.	n.a.	n.a.	750.00	960.00	n.a.	n.a.	n.a.	n.a.	1000.00
Balaya	Rs./Kg	n.a.	n.a.	520.00	n.a.	n.a.	n.a.	n.a.	n.a.	620.00	n.a.	n.a.	n.a.
Paraw	Rs./Kg	n.a.	n.a.	n.a.	n.a.	n.a.	650.00	n.a.	n.a.	n.a.	n.a.	n.a.	800.00
Salaya	Rs./Kg	260.00	220.00	160.00	n.a.	n.a.	180.00	280.00	280.00	200.00	250.00	250.00	250.00
Hurulla	Rs./Kg	510.00	520.00	480.00	n.a.	n.a.	450.00	610.00	620.00	580.00	n.a.	n.a.	550.00

Price increased by more than 5% compared to previous week average price.

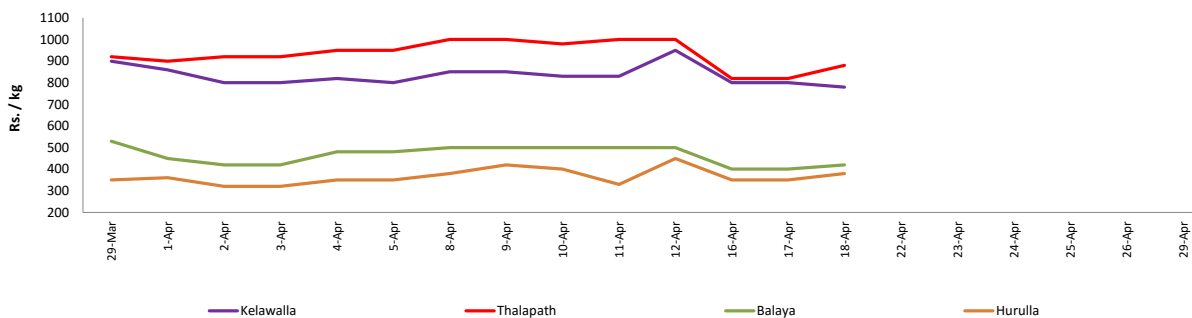
Price decreased by more than 5% compared to previous week average price.

Retail: Daily Prices

Peliyagoda



Negombo



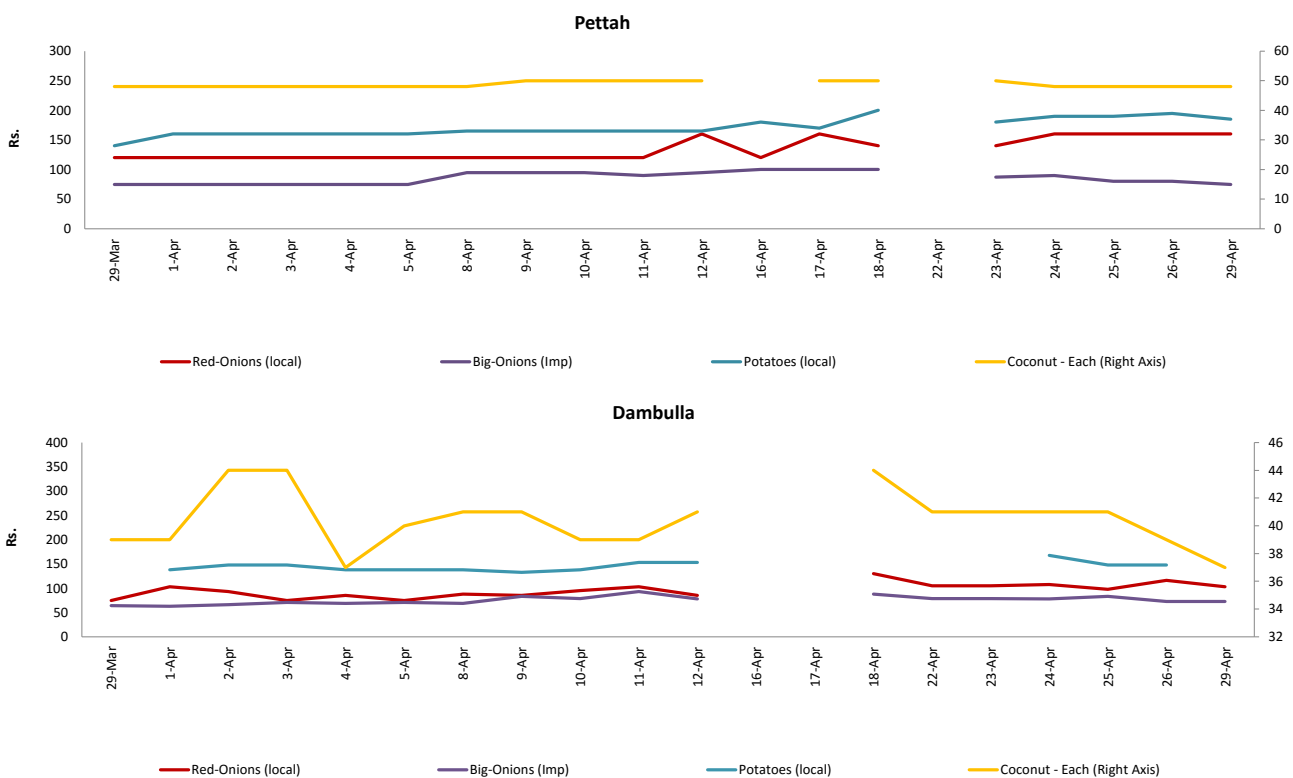
Wholesale and Retail Prices of Selected Food Commodities - 2019-04-29

Other

Item	Unit	Wholesale						Retail					
		Pettah			Dambulla			Pettah			Dambulla		
		Previous Week	2019.04.26	Today	Previous Week	2019.04.26	Today	Previous Week	2019.04.26	Today	Previous Week	2019.04.26	Today
Red-Onions (local)	Rs./Kg	115.00	120.00	120.00	96.00	105.00	93.00	155.00	160.00	160.00	106.00	116.00	103.00
Red-Onions (Imp)	Rs./Kg	123.00	130.00	120.00	n.a.	n.a.	n.a.	155.00	160.00	160.00	n.a.	n.a.	n.a.
Big-Onions (local)	Rs./Kg	n.a.	n.a.	n.a.	n.a.	n.a.	n.a.	n.a.	n.a.	n.a.	n.a.	n.a.	n.a.
Big-Onions (Imp)	Rs./Kg	67.00	65.00	58.00	66.00	63.00	63.00	84.00	80.00	75.00	78.00	73.00	73.00
Potatoes (local)	Rs./Kg	165.00	165.00	160.00	n.a.	138.00	n.a.	189.00	195.00	185.00	n.a.	148.00	n.a.
Potatoes (Imp)	Rs./Kg	108.00	113.00	100.00				128.00	130.00	120.00			
Dried Chillies (Imp)	Rs./Kg	268.00	270.00	260.00	265.00	263.00	258.00	320.00	320.00	320.00	275.00	273.00	268.00
Coconut	Rs./Nut	40.00	40.00	40.00	36.00	34.00	31.00	49.00	48.00	48.00	41.00	39.00	37.00
Coconut oil	Rs./Ltr	340.00	340.00	340.00				360.00	360.00	360.00			
Dhal	Rs./Kg	108.00	108.00	108.00				120.00	120.00	120.00			
Sugar	Rs./Kg	94.00	94.00	94.00				100.00	100.00	100.00			
Eggs	Rs./Each	16.50	16.50	15.50				17.50	17.50	16.50			
Katta	Rs./Kg	880.00	880.00	880.00				950.00	950.00	950.00			
Sprats	Rs./Kg	500.00	500.00	500.00				550.00	550.00	550.00			

- Price increased by more than 5% compared to previous week average price.
- Price decreased by more than 5% compared to previous week average price.

Retail: Daily Prices



* Prices of food commodities may vary due to quality and markets among other factors.