

---

# Daily Price Report

A Summary of Price<sup>1</sup> Developments - 24 April 2019

---



## Vegetables

- o Price of **Beans increased** in both **Pettah** and **Dambulla** markets due to **low supply** from **Nuwara Eliya** area.



## Fish

- o Due to prevailing situation in the country, **trading activities** reported to be **low** in **Peliyagoda** market and **no trading activities** are carried out in **Negombo** market.



## Other

- o Price of **Imported Potatoes increased** in **Pettah** market due to **low supply** from **Pakistan**.

<sup>1</sup> Price developments are analysed compared to average prices of the previous week.



Statistics Department  
Central Bank of Sri Lanka

**Wholesale and Retail Prices of Selected Food Commodities - 2019-04-24**

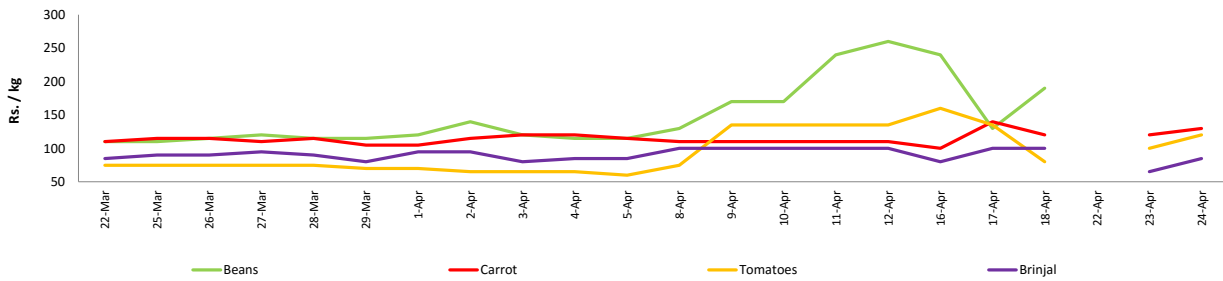
**Vegetables**

Item	Unit	Wholesale						Retail					
		Pettah			Dambulla			Pettah			Dambulla		
		Previous Week	Yesterday	Today	Previous Week	Yesterday	Today	Previous Week	Yesterday	Today	Previous Week	Yesterday	Today
Beans	Rs./Kg	150.00	280.00	270.00	115.00	155.00	205.00	187.00	340.00	317.00	135.00	175.00	225.00
Carrot	Rs./Kg	87.00	90.00	105.00	75.00	75.00	73.00	120.00	120.00	130.00	95.00	95.00	93.00
Cabbage	Rs./Kg	57.00	40.00	50.00	43.00	28.00	33.00	85.00	75.00	83.00	63.00	48.00	53.00
Tomatoes	Rs./Kg	90.00	70.00	85.00	33.00	25.00	43.00	125.00	100.00	120.00	53.00	45.00	63.00
Brinjal	Rs./Kg	63.00	30.00	50.00	23.00	13.00	18.00	93.00	65.00	85.00	43.00	33.00	38.00
Pumpkin	Rs./Kg	30.00	40.00	50.00	23.00	28.00	40.00	57.00	65.00	70.00	43.00	48.00	60.00
Snake gourd	Rs./Kg	73.00	90.00	100.00	58.00	45.00	45.00	103.00	120.00	135.00	78.00	65.00	65.00

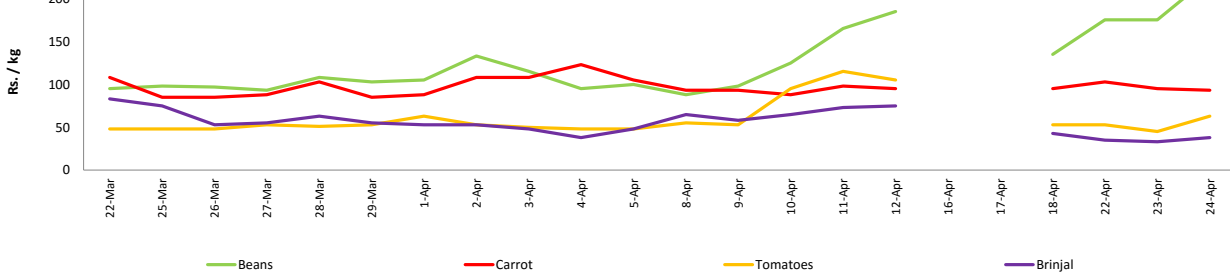
- Price increased by more than 5% compared to previous week average price.
- Price decreased by more than 5% compared to previous week average price.

**Retail: Daily Prices**

**Pettah**



**Dambulla**

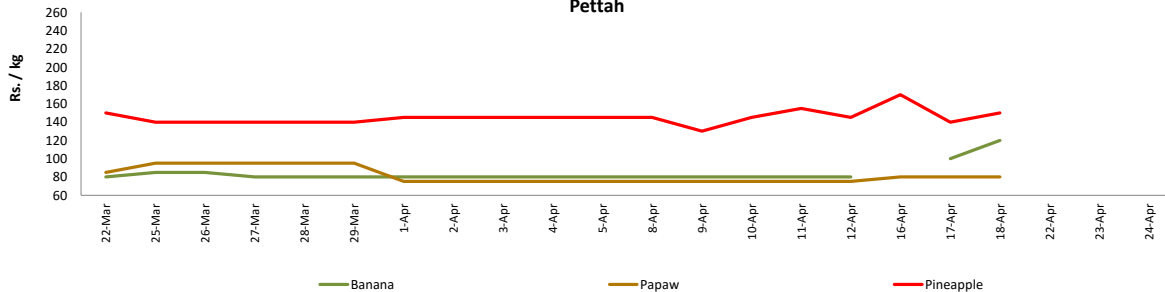


**Fruits**

Item	Unit	Wholesale			Retail		
		Pettah			Pettah		
		Previous Week	Yesterday	Today	Previous Week	Yesterday	Today
Banana (Sour)	Rs./Kg	70.00	n.a.	60.00	110.00	n.a.	100.00
Papaw	Rs./Kg	57.00	n.a.	55.00	80.00	n.a.	95.00
Pineapple	Rs./Kg	113.00	n.a.	120.00	153.00	n.a.	140.00
Apple (Imp)	Rs./Each				40.00	n.a.	43.00
Orange (Imp)	Rs./Each				48.00	n.a.	43.00

- Price increased by more than 5% compared to previous week average price.
- Price decreased by more than 5% compared to previous week average price.

**Retail: Daily Prices**  
**Pettah**



**Wholesale and Retail Prices of Selected Food Commodities - 2019-04-24**

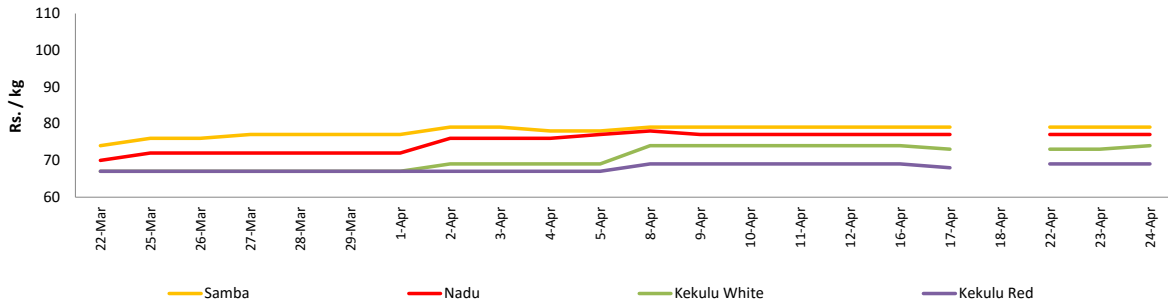
**Rice**

Item	Unit	Wholesale						Retail		
		Maradaghamula			Pettah			Pettah		
		Previous Week	Yesterday	Today	Previous Week	Yesterday	Today	Previous Week	Yesterday	Today
Samba	Rs./Kg	79.00	79.00	79.00	87.00	87.00	87.00	95.00	95.00	95.00
Nadu	Rs./Kg	77.00	77.00	77.00	72.00	72.00	72.00	80.00	80.00	80.00
Kekulu White	Rs./Kg	74.00	73.00	74.00	69.00	69.00	69.00	75.00	75.00	75.00
Kekulu Red	Rs./Kg	69.00	69.00	69.00	67.00	67.00	67.00	75.00	75.00	75.00

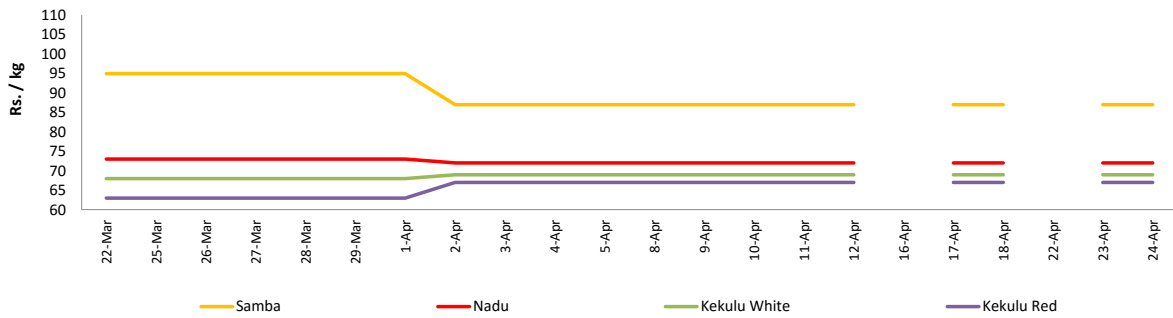
- Price increased by more than 5% compared to previous week average price.
- Price decreased by more than 5% compared to previous week average price.

**Wholesale: Daily Prices**

**Marandaghamula**

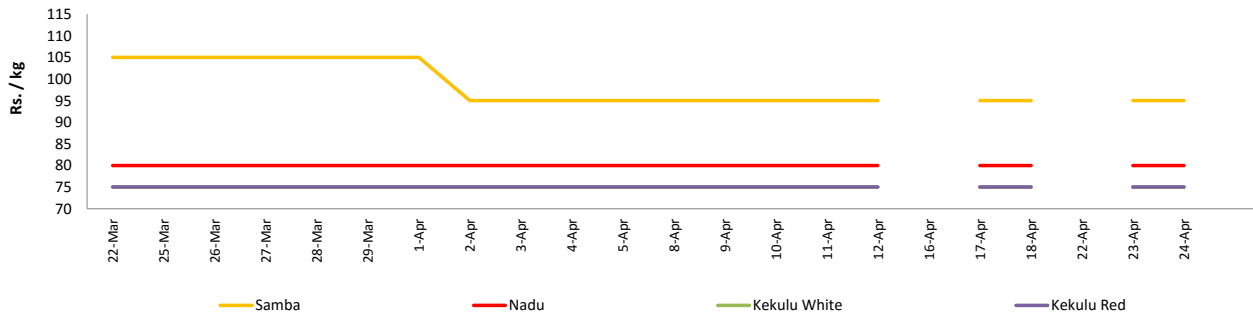


**Pettah**



**Retail: Daily Prices**

**Pettah**



## Wholesale and Retail Prices of Selected Food Commodities - 2019-04-24

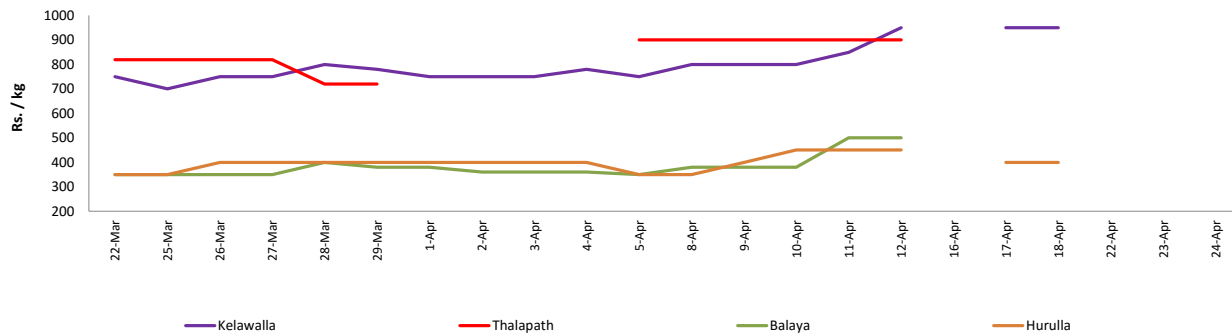
### Fish

Item	Unit	Wholesale						Retail					
		Peliyagoda			Negombo			Peliyagoda			Negombo		
		Previous Week	Yesterday	Today	Previous Week	Yesterday	Today	Previous Week	Yesterday	Today	Previous Week	Yesterday	Today
Kelawalla	Rs./Kg	650.00	n.a.	650.00	513.00	n.a.	n.a.	950.00	n.a.	950.00	793.00	n.a.	n.a.
Thalapath	Rs./Kg	800.00	n.a.	800.00	627.00	n.a.	n.a.	960.00	n.a.	960.00	840.00	n.a.	n.a.
Balaya	Rs./Kg	n.a.	n.a.	n.a.	280.00	n.a.	n.a.	n.a.	n.a.	n.a.	407.00	n.a.	n.a.
Paraw	Rs./Kg	600.00	n.a.	n.a.	513.00	n.a.	n.a.	900.00	n.a.	n.a.	743.00	n.a.	n.a.
Salaya	Rs./Kg	180.00	n.a.	n.a.	127.00	n.a.	n.a.	220.00	n.a.	n.a.	200.00	n.a.	n.a.
Hurulla	Rs./Kg	300.00	n.a.	n.a.	240.00	n.a.	n.a.	400.00	n.a.	n.a.	360.00	n.a.	n.a.

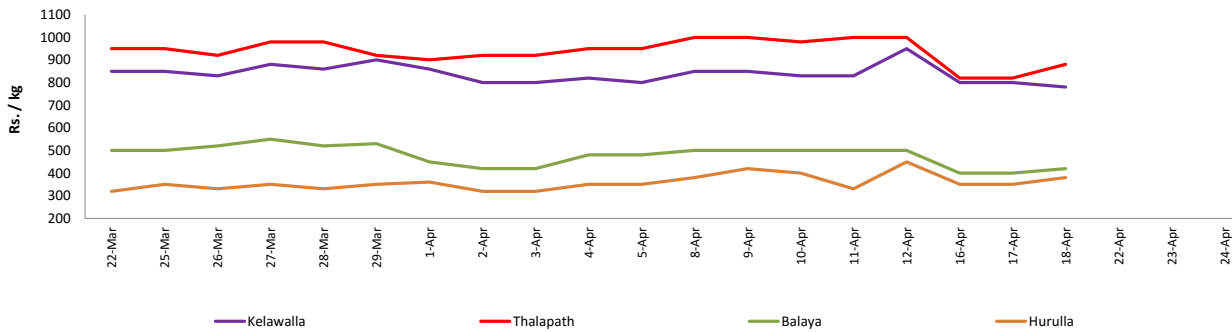
- Price increased by more than 5% compared to previous week average price.
- Price decreased by more than 5% compared to previous week average price.

### Retail: Daily Prices

#### Peliyagoda



#### Negombo



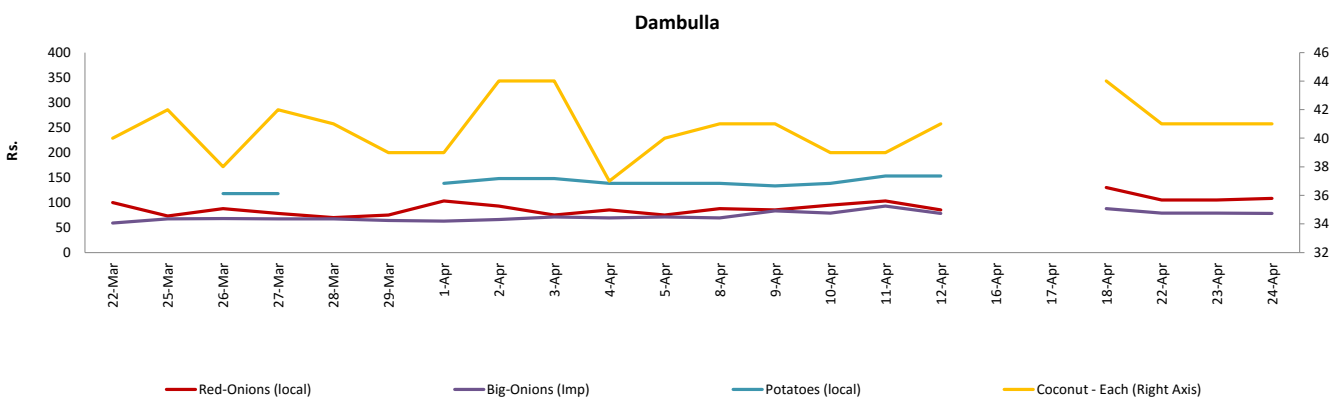
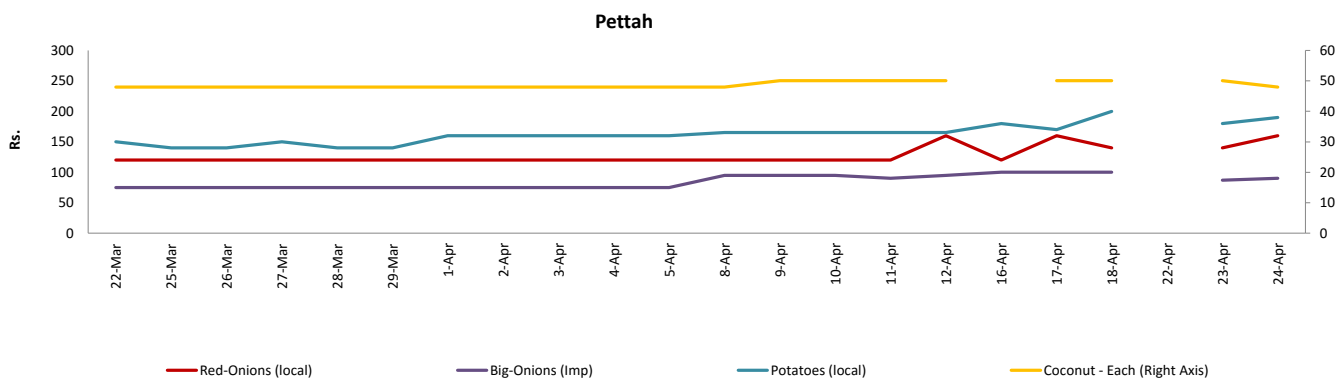
# Wholesale and Retail Prices of Selected Food Commodities - 2019-04-24

## Other

Item	Unit	Wholesale						Retail					
		Pettah			Dambulla			Pettah			Dambulla		
		Previous Week	Yesterday	Today	Previous Week	Yesterday	Today	Previous Week	Yesterday	Today	Previous Week	Yesterday	Today
Red-Onions (local)	Rs./Kg	103.00	100.00	120.00	120.00	95.00	98.00	140.00	140.00	160.00	130.00	105.00	108.00
Red-Onions (Imp)	Rs./Kg	110.00	100.00	130.00	n.a.	n.a.	n.a.	150.00	140.00	160.00	n.a.	n.a.	n.a.
Big-Onions (local)	Rs./Kg	n.a.	n.a.	n.a.	n.a.	n.a.	n.a.	n.a.	n.a.	n.a.	n.a.	n.a.	n.a.
Big-Onions (Imp)	Rs./Kg	80.00	67.00	70.00	75.00	69.00	68.00	100.00	87.00	90.00	88.00	79.00	78.00
Potatoes (local)	Rs./Kg	157.00	160.00	170.00	n.a.	n.a.	148.00	183.00	180.00	190.00	n.a.	n.a.	168.00
Potatoes (Imp)	Rs./Kg	95.00	100.00	110.00				117.00	120.00	130.00			
Dried Chillies (Imp)	Rs./Kg	260.00	260.00	270.00	258.00	268.00	258.00	320.00	320.00	320.00	268.00	278.00	268.00
Coconut	Rs./Nut	42.00	41.00	40.00	38.00	36.00	37.00	50.00	50.00	48.00	44.00	41.00	41.00
Coconut oil	Rs./Ltr	340.00	340.00	340.00				360.00	360.00	360.00			
Dhal	Rs./Kg	108.00	108.00	108.00				120.00	120.00	120.00			
Sugar	Rs./Kg	95.00	95.00	94.00				100.00	100.00	100.00			
Eggs	Rs./Each	19.00	17.00	16.50				20.00	18.00	17.50			
Katta	Rs./Kg	880.00	880.00	880.00				950.00	950.00	950.00			
Sprats	Rs./Kg	500.00	500.00	500.00				550.00	550.00	550.00			

- Price increased by more than 5% compared to previous week average price.
- Price decreased by more than 5% compared to previous week average price.

## Retail: Daily Prices



\* Prices of food commodities may vary due to quality and markets among other factors.