
Daily Price Report

A Summary of Price¹ Developments - 23 April 2019



Vegetables

- o Price of **Beans** significantly **increased** in both **Pettah** and **Dambulla** markets due to **low supply** from **Nuwara Eliya** and **Welimada** areas.
- o Price of **Brinjal** significantly **decreased** in both **Pettah** and **Dambulla** markets due to **favourable supply** from **Embilipitiya** and **Dambulla** areas respectively.



Fish

- o Due to prevailing situation in the country, **no trading activities** were carried out in both **Peliyagoda** and **Negombo** markets.

¹ Price developments are analysed compared to average prices of the previous week.



Statistics Department
Central Bank of Sri Lanka

Wholesale and Retail Prices of Selected Food Commodities - 2019-04-23

Vegetables

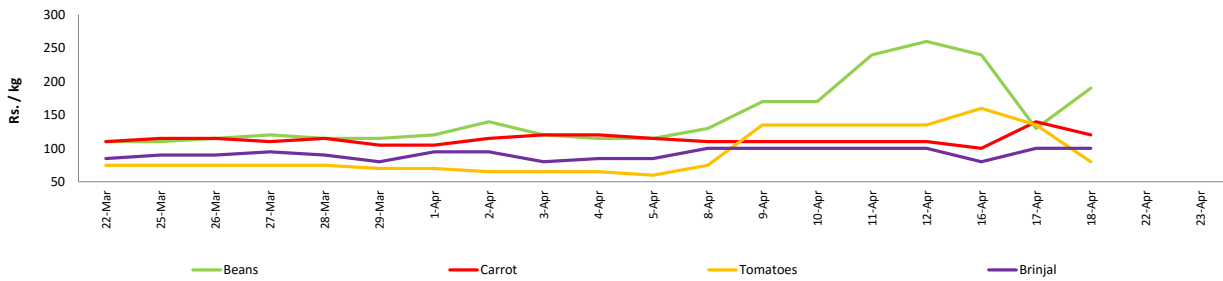
Item	Unit	Wholesale						Retail					
		Pettah			Dambulla			Pettah			Dambulla		
		Previous Week	Yesterday	Today	Previous Week	Yesterday	Today	Previous Week	Yesterday	Today	Previous Week	Yesterday	Today
Beans	Rs./Kg	150.00	n.a.	280.00	115.00	155.00	155.00	187.00	n.a.	340.00	135.00	175.00	175.00
Carrot	Rs./Kg	87.00	n.a.	90.00	75.00	83.00	75.00	120.00	n.a.	120.00	95.00	103.00	95.00
Cabbage	Rs./Kg	57.00	n.a.	40.00	43.00	33.00	28.00	85.00	n.a.	75.00	63.00	53.00	48.00
Tomatoes	Rs./Kg	90.00	n.a.	70.00	33.00	33.00	25.00	125.00	n.a.	100.00	53.00	53.00	45.00
Brinjal	Rs./Kg	63.00	n.a.	30.00	23.00	15.00	13.00	93.00	n.a.	65.00	43.00	35.00	33.00
Pumpkin	Rs./Kg	30.00	n.a.	40.00	23.00	35.00	28.00	57.00	n.a.	65.00	43.00	55.00	48.00
Snake gourd	Rs./Kg	73.00	n.a.	90.00	58.00	43.00	45.00	103.00	n.a.	120.00	78.00	63.00	65.00

Price increased by more than 5% compared to previous week average price.

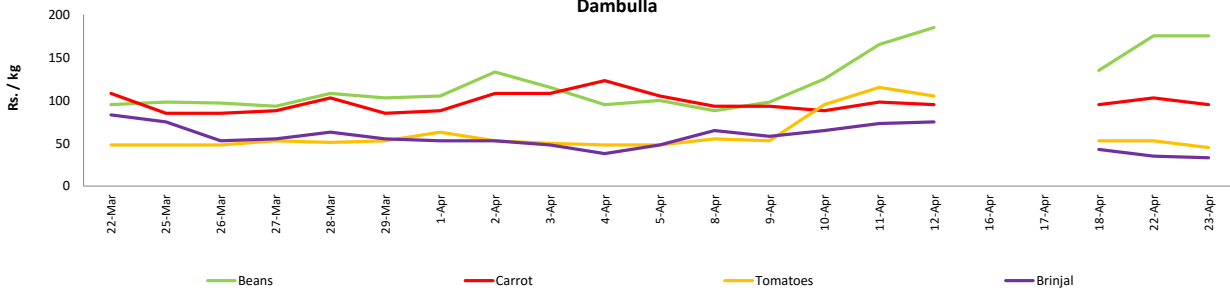
Price decreased by more than 5% compared to previous week average price.

Retail: Daily Prices

Pettah



Dambulla



Fruits

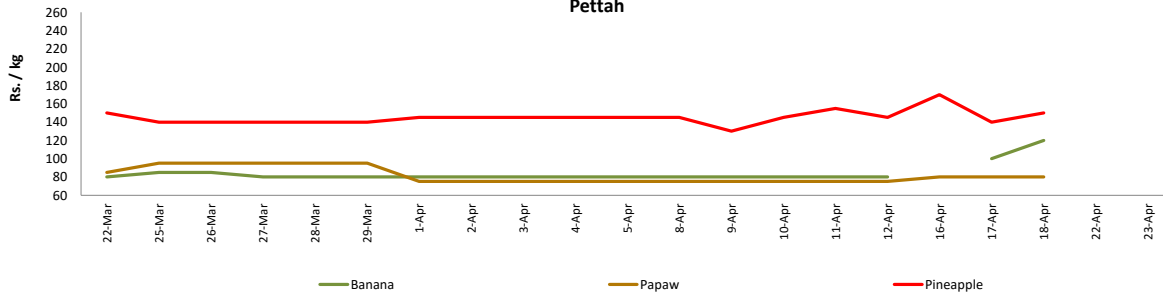
Item	Unit	Wholesale			Retail		
		Pettah			Pettah		
		Previous Week	Yesterday	Today	Previous Week	Yesterday	Today
Banana (Sour)	Rs./Kg	70.00	n.a.	n.a.	110.00	n.a.	n.a.
Papaw	Rs./Kg	57.00	n.a.	n.a.	80.00	n.a.	n.a.
Pineapple	Rs./Kg	113.00	n.a.	n.a.	153.00	n.a.	n.a.
Apple (Imp)	Rs./Each				40.00	n.a.	n.a.
Orange (Imp)	Rs./Each				48.00	n.a.	n.a.

Price increased by more than 5% compared to previous week average price.

Price decreased by more than 5% compared to previous week average price.

Retail: Daily Prices

Pettah



Wholesale and Retail Prices of Selected Food Commodities - 2019-04-23

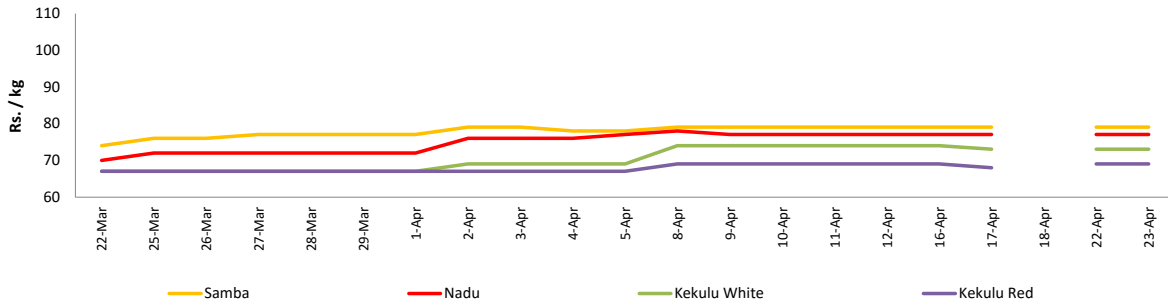
Rice

Item	Unit	Wholesale						Retail		
		Maradaghamula			Pettah			Pettah		
		Previous Week	Yesterday	Today	Previous Week	Yesterday	Today	Previous Week	Yesterday	Today
Samba	Rs./Kg	79.00	n.a.	79.00	87.00	n.a.	87.00	95.00	n.a.	95.00
Nadu	Rs./Kg	77.00	n.a.	77.00	72.00	n.a.	72.00	80.00	n.a.	80.00
Kekulu White	Rs./Kg	74.00	n.a.	73.00	69.00	n.a.	69.00	75.00	n.a.	75.00
Kekulu Red	Rs./Kg	69.00	n.a.	69.00	67.00	n.a.	67.00	75.00	n.a.	75.00

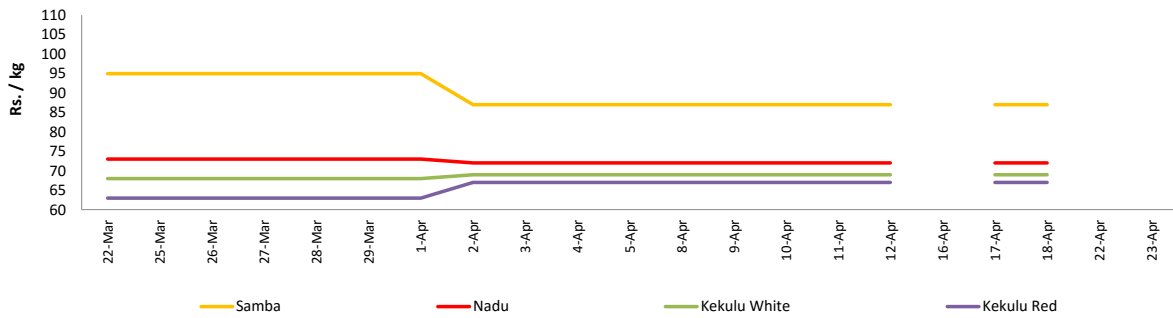
- Price increased by more than 5% compared to previous week average price.
- Price decreased by more than 5% compared to previous week average price.

Wholesale: Daily Prices

Marandaghamula

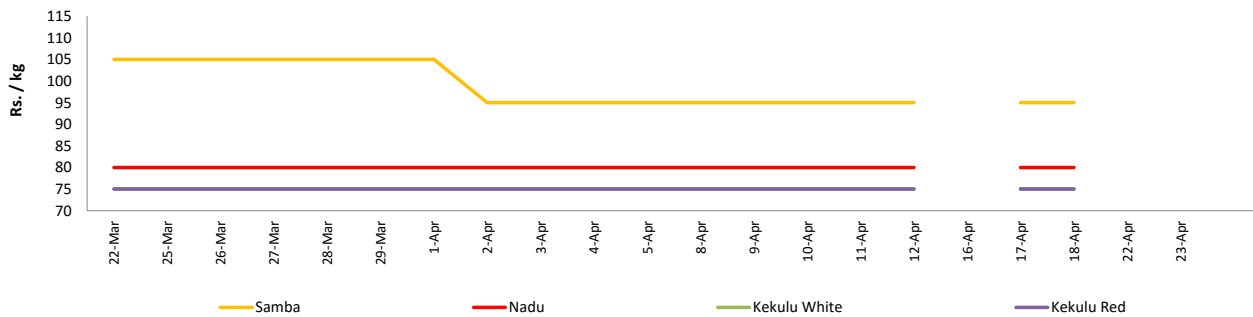


Pettah



Retail: Daily Prices

Pettah



Wholesale and Retail Prices of Selected Food Commodities - 2019-04-23

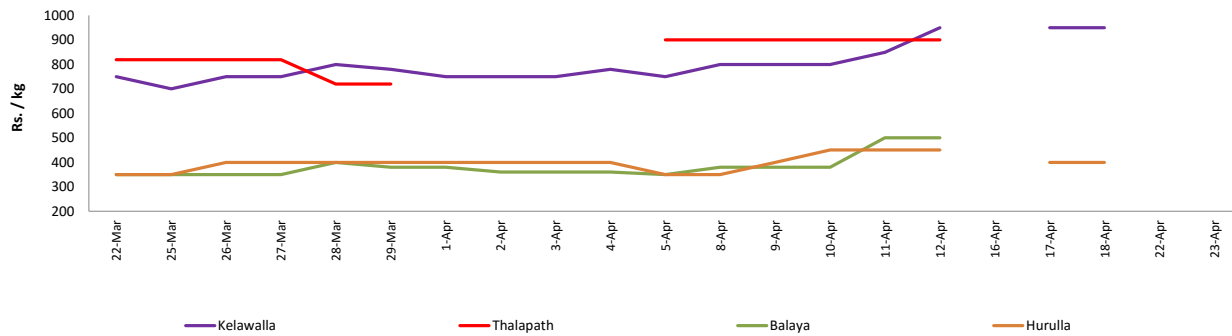
Fish

Item	Unit	Wholesale						Retail					
		Peliyagoda			Negombo			Peliyagoda			Negombo		
		Previous Week	Yesterday	Today	Previous Week	Yesterday	Today	Previous Week	Yesterday	Today	Previous Week	Yesterday	Today
Kelawalla	Rs./Kg	650.00	n.a.	n.a.	513.00	n.a.	n.a.	950.00	n.a.	n.a.	793.00	n.a.	n.a.
Thalapath	Rs./Kg	800.00	n.a.	n.a.	627.00	n.a.	n.a.	960.00	n.a.	n.a.	840.00	n.a.	n.a.
Balaya	Rs./Kg	n.a.	n.a.	n.a.	280.00	n.a.	n.a.	n.a.	n.a.	n.a.	407.00	n.a.	n.a.
Paraw	Rs./Kg	600.00	n.a.	n.a.	513.00	n.a.	n.a.	900.00	n.a.	n.a.	743.00	n.a.	n.a.
Salaya	Rs./Kg	180.00	n.a.	n.a.	127.00	n.a.	n.a.	220.00	n.a.	n.a.	200.00	n.a.	n.a.
Hurulla	Rs./Kg	300.00	n.a.	n.a.	240.00	n.a.	n.a.	400.00	n.a.	n.a.	360.00	n.a.	n.a.

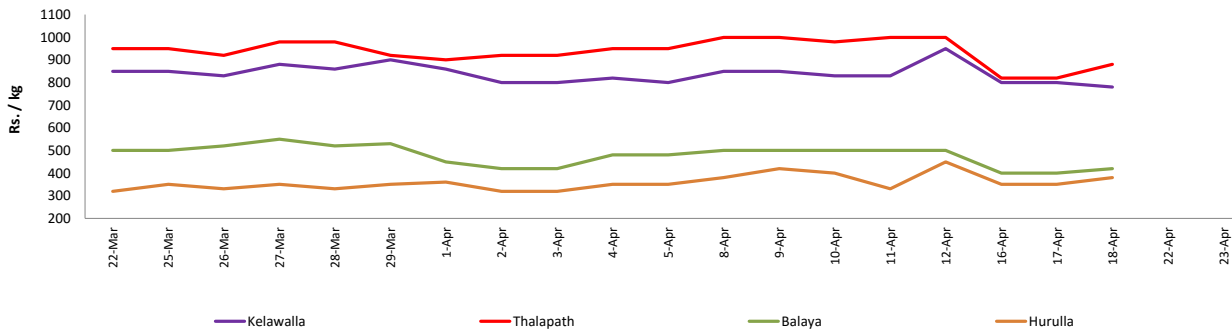
- Price increased by more than 5% compared to previous week average price.
- Price decreased by more than 5% compared to previous week average price.

Retail: Daily Prices

Peliyagoda



Negombo



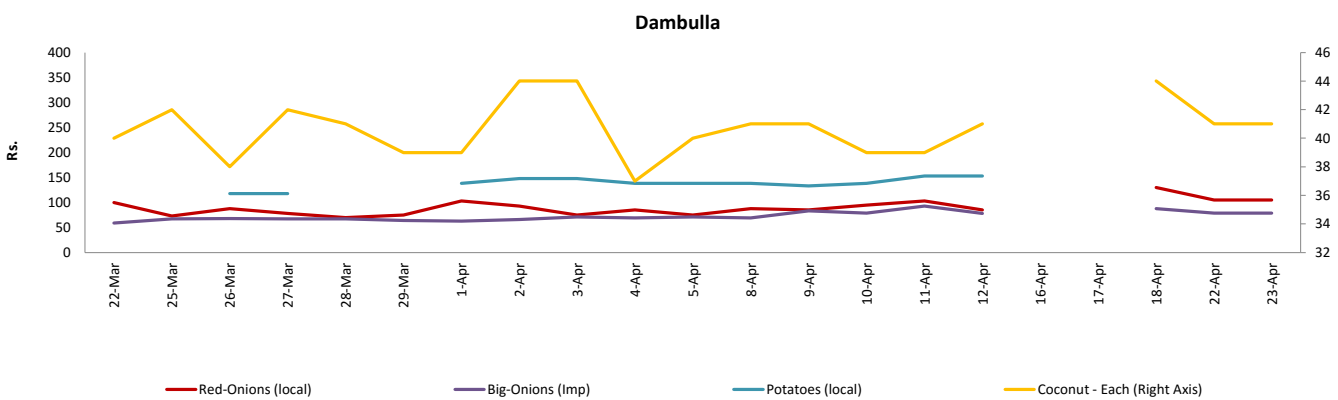
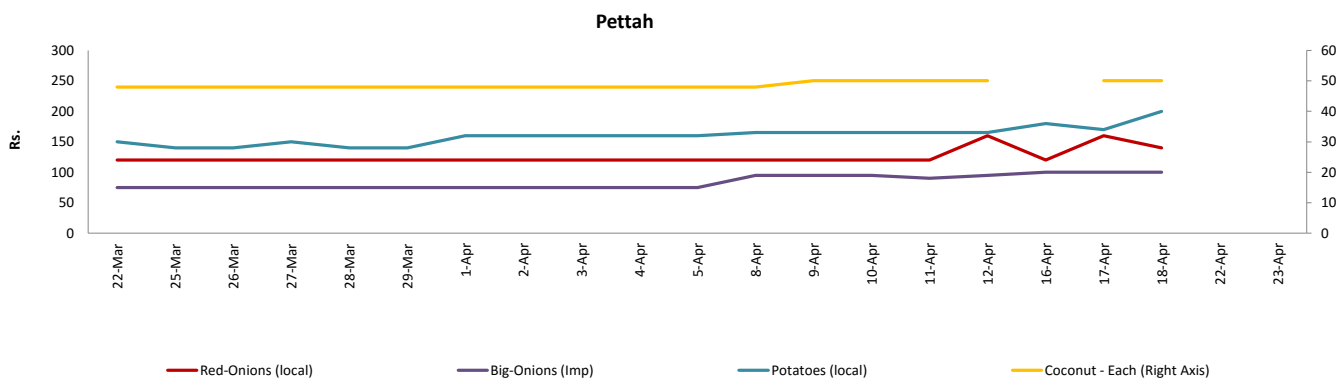
Wholesale and Retail Prices of Selected Food Commodities - 2019-04-23

Other

Item	Unit	Wholesale						Retail					
		Pettah			Dambulla			Pettah			Dambulla		
		Previous Week	Yesterday	Today	Previous Week	Yesterday	Today	Previous Week	Yesterday	Today	Previous Week	Yesterday	Today
Red-Onions (local)	Rs./Kg	103.00	n.a.	100.00	120.00	95.00	95.00	140.00	n.a.	140.00	130.00	105.00	105.00
Red-Onions (Imp)	Rs./Kg	110.00	n.a.	100.00	n.a.	n.a.	n.a.	150.00	n.a.	140.00	n.a.	n.a.	n.a.
Big-Onions (local)	Rs./Kg	n.a.	n.a.	n.a.	n.a.	n.a.	n.a.	n.a.	n.a.	n.a.	n.a.	n.a.	n.a.
Big-Onions (Imp)	Rs./Kg	80.00	n.a.	67.00	75.00	69.00	69.00	100.00	n.a.	87.00	88.00	79.00	79.00
Potatoes (local)	Rs./Kg	157.00	n.a.	160.00	n.a.	n.a.	n.a.	183.00	n.a.	180.00	n.a.	n.a.	n.a.
Potatoes (Imp)	Rs./Kg	95.00	n.a.	100.00	n.a.	n.a.	n.a.	117.00	n.a.	120.00	n.a.	n.a.	n.a.
Dried Chillies (Imp)	Rs./Kg	260.00	n.a.	260.00	258.00	268.00	268.00	320.00	n.a.	320.00	268.00	278.00	278.00
Coconut	Rs./Nut	42.00	n.a.	41.00	38.00	37.00	36.00	50.00	n.a.	50.00	44.00	41.00	41.00
Coconut oil	Rs./Ltr	340.00	n.a.	340.00	n.a.	n.a.	n.a.	360.00	n.a.	360.00	n.a.	n.a.	n.a.
Dhal	Rs./Kg	108.00	n.a.	108.00	n.a.	n.a.	n.a.	120.00	n.a.	120.00	n.a.	n.a.	n.a.
Sugar	Rs./Kg	95.00	n.a.	95.00	n.a.	n.a.	n.a.	100.00	n.a.	100.00	n.a.	n.a.	n.a.
Eggs	Rs./Each	19.00	n.a.	17.00	n.a.	n.a.	n.a.	20.00	n.a.	18.00	n.a.	n.a.	n.a.
Katta	Rs./Kg	880.00	n.a.	880.00	n.a.	n.a.	n.a.	950.00	n.a.	950.00	n.a.	n.a.	n.a.
Sprats	Rs./Kg	500.00	n.a.	500.00	n.a.	n.a.	n.a.	550.00	n.a.	550.00	n.a.	n.a.	n.a.

Price increased by more than 5% compared to previous week average price.
 Price decreased by more than 5% compared to previous week average price.

Retail: Daily Prices



* Prices of food commodities may vary due to quality and markets among other factors.