
Daily Price Report

A Summary of Price¹ Developments - 22 April 2019



Vegetables

- Prices of **vegetable** varieties demonstrated **mixed movements** in **Dambulla** market
- Price of **Beans** significantly **increased** in **Dambulla** market due to **low supply** from **Nuwara Eliya** area.
- Trading activities in **Pettah** market is reported to be **inactive** due to **prevailing** situation.



Fish

- Trading activities in both **Peliyagoda** and **Negombo** markets are reported to be **inactive** due to **prevailing** situation.

¹ Price developments are analysed compared to average prices of the previous week.



Statistics Department
Central Bank of Sri Lanka

Wholesale and Retail Prices of Selected Food Commodities - 2019-04-22

Vegetables

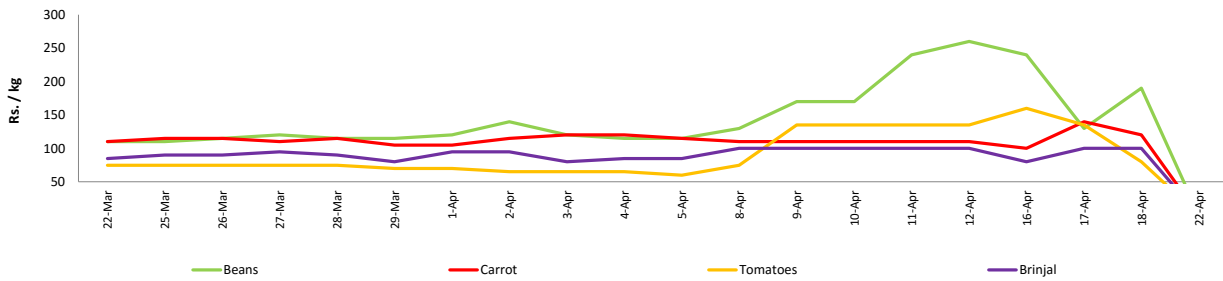
| Item | Unit | Wholesale | | | | | | Retail | | | | | |
|-------------|--------|---------------|------------|-------|---------------|------------|--------|---------------|------------|-------|---------------|------------|--------|
| | | Pettah | | | Dambulla | | | Pettah | | | Dambulla | | |
| | | Previous Week | 2019.04.18 | Today | Previous Week | 2019.04.18 | Today | Previous Week | 2019.04.18 | Today | Previous Week | 2019.04.18 | Today |
| Beans | Rs./Kg | 150.00 | 160.00 | n.a. | 115.00 | 115.00 | 155.00 | 187.00 | 190.00 | n.a. | 135.00 | 135.00 | 175.00 |
| Carrot | Rs./Kg | 87.00 | 80.00 | n.a. | 75.00 | 75.00 | 83.00 | 120.00 | 120.00 | n.a. | 95.00 | 95.00 | 103.00 |
| Cabbage | Rs./Kg | 57.00 | 60.00 | n.a. | 43.00 | 43.00 | 33.00 | 85.00 | 100.00 | n.a. | 63.00 | 63.00 | 53.00 |
| Tomatoes | Rs./Kg | 90.00 | 50.00 | n.a. | 33.00 | 33.00 | 33.00 | 125.00 | 80.00 | n.a. | 53.00 | 53.00 | 53.00 |
| Brinjal | Rs./Kg | 63.00 | 60.00 | n.a. | 23.00 | 23.00 | 15.00 | 93.00 | 100.00 | n.a. | 43.00 | 43.00 | 35.00 |
| Pumpkin | Rs./Kg | 30.00 | 25.00 | n.a. | 23.00 | 23.00 | 35.00 | 57.00 | 50.00 | n.a. | 43.00 | 43.00 | 55.00 |
| Snake gourd | Rs./Kg | 73.00 | 70.00 | n.a. | 58.00 | 58.00 | 43.00 | 103.00 | 100.00 | n.a. | 78.00 | 78.00 | 63.00 |

Price increased by more than 5% compared to previous week average price.

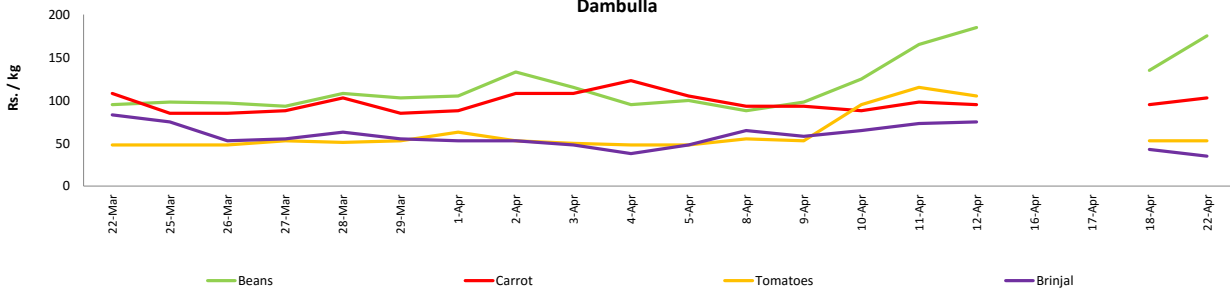
Price decreased by more than 5% compared to previous week average price.

Retail: Daily Prices

Pettah



Dambulla



Fruits

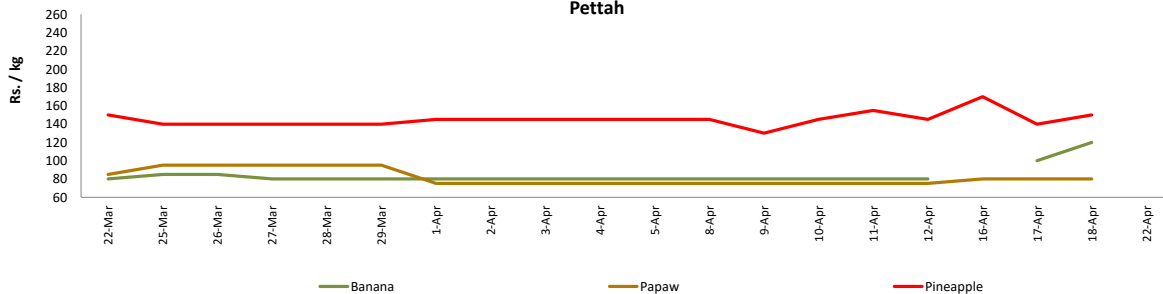
| Item | Unit | Wholesale | | | Retail | | |
|---------------|----------|---------------|------------|-------|---------------|------------|-------|
| | | Pettah | | | Pettah | | |
| | | Previous Week | 2019.04.18 | Today | Previous Week | 2019.04.18 | Today |
| Banana (Sour) | Rs./Kg | 70.00 | 80.00 | n.a. | 110.00 | 120.00 | n.a. |
| Papaw | Rs./Kg | 57.00 | 50.00 | n.a. | 80.00 | 80.00 | n.a. |
| Pineapple | Rs./Kg | 113.00 | 120.00 | n.a. | 153.00 | 150.00 | n.a. |
| Apple (Imp) | Rs./Each | | | | 40.00 | 40.00 | n.a. |
| Orange (Imp) | Rs./Each | | | | 48.00 | 48.00 | n.a. |

Price increased by more than 5% compared to previous week average price.

Price decreased by more than 5% compared to previous week average price.

Retail: Daily Prices

Pettah



Wholesale and Retail Prices of Selected Food Commodities - 2019-04-22

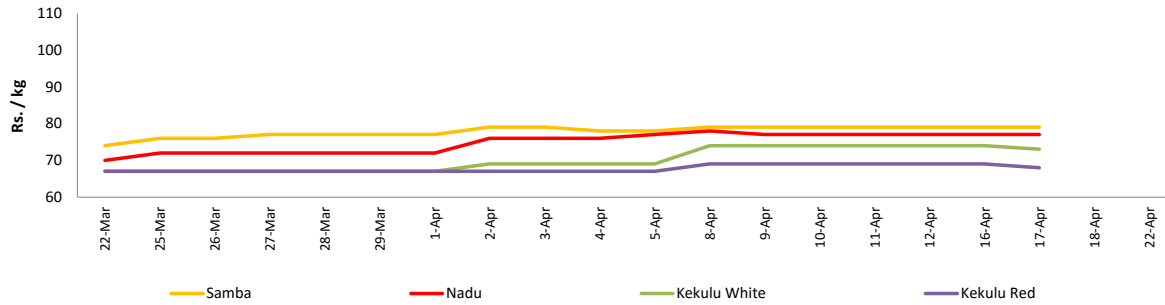
Rice

| Item | Unit | Wholesale | | | | | | Retail | | |
|--------------|--------|---------------|------------|-------|---------------|------------|-------|---------------|------------|-------|
| | | Maradaghamula | | | Pettah | | | Pettah | | |
| | | Previous Week | 2019.04.18 | Today | Previous Week | 2019.04.18 | Today | Previous Week | 2019.04.18 | Today |
| Samba | Rs./Kg | 79.00 | n.a. | 79.00 | 87.00 | 87.00 | n.a. | 95.00 | 95.00 | n.a. |
| Nadu | Rs./Kg | 77.00 | n.a. | 77.00 | 72.00 | 72.00 | n.a. | 80.00 | 80.00 | n.a. |
| Kekulu White | Rs./Kg | 74.00 | n.a. | 73.00 | 69.00 | 69.00 | n.a. | 75.00 | 75.00 | n.a. |
| Kekulu Red | Rs./Kg | 69.00 | n.a. | 69.00 | 67.00 | 67.00 | n.a. | 75.00 | 75.00 | n.a. |

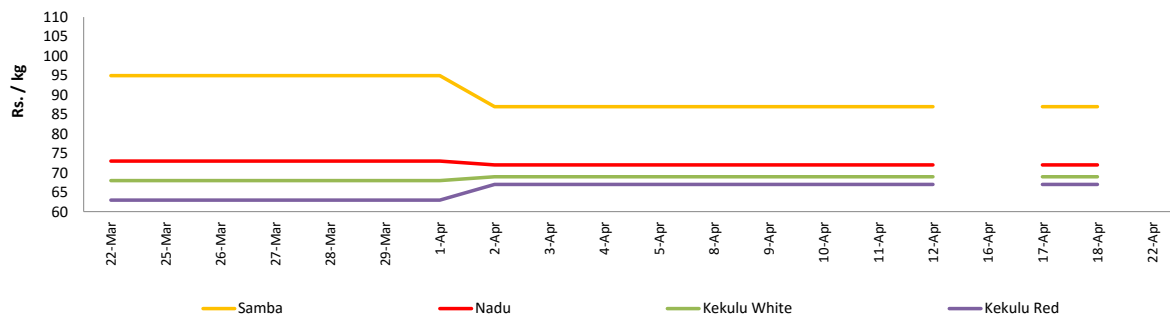
- Price increased by more than 5% compared to previous week average price.
- Price decreased by more than 5% compared to previous week average price.

Wholesale: Daily Prices

Marandaghamula

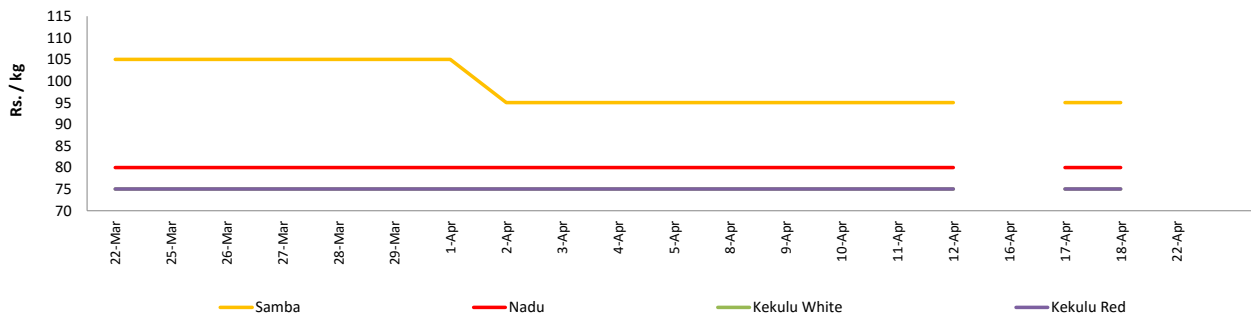


Pettah



Retail: Daily Prices

Pettah



Wholesale and Retail Prices of Selected Food Commodities - 2019-04-22

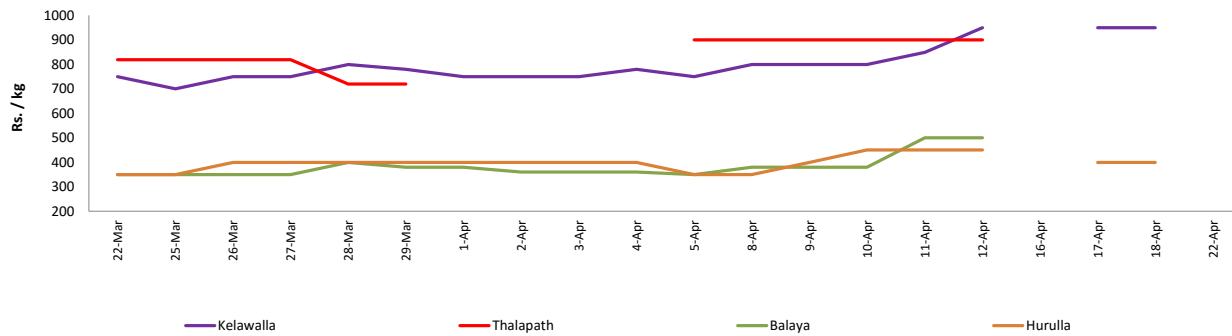
Fish

| Item | Unit | Wholesale | | | | | | Retail | | | | | |
|-----------|--------|---------------|------------|-------|---------------|------------|-------|---------------|------------|-------|---------------|------------|-------|
| | | Peliyagoda | | | Negombo | | | Peliyagoda | | | Negombo | | |
| | | Previous Week | 2019.04.18 | Today | Previous Week | 2019.04.18 | Today | Previous Week | 2019.04.18 | Today | Previous Week | 2019.04.18 | Today |
| Kelawalla | Rs./Kg | 650.00 | 650.00 | n.a. | 513.00 | 500.00 | n.a. | 950.00 | 950.00 | n.a. | 793.00 | 780.00 | n.a. |
| Thalapath | Rs./Kg | 800.00 | 800.00 | n.a. | 627.00 | 680.00 | n.a. | 960.00 | 960.00 | n.a. | 840.00 | 880.00 | n.a. |
| Balaya | Rs./Kg | n.a. | n.a. | n.a. | 280.00 | 300.00 | n.a. | n.a. | n.a. | n.a. | 407.00 | 420.00 | n.a. |
| Paraw | Rs./Kg | 600.00 | 600.00 | n.a. | 513.00 | 500.00 | n.a. | 900.00 | 900.00 | n.a. | 743.00 | 730.00 | n.a. |
| Salaya | Rs./Kg | 180.00 | 180.00 | n.a. | 127.00 | 140.00 | n.a. | 220.00 | 220.00 | n.a. | 200.00 | 200.00 | n.a. |
| Hurulla | Rs./Kg | 300.00 | 300.00 | n.a. | 240.00 | 260.00 | n.a. | 400.00 | 400.00 | n.a. | 360.00 | 380.00 | n.a. |

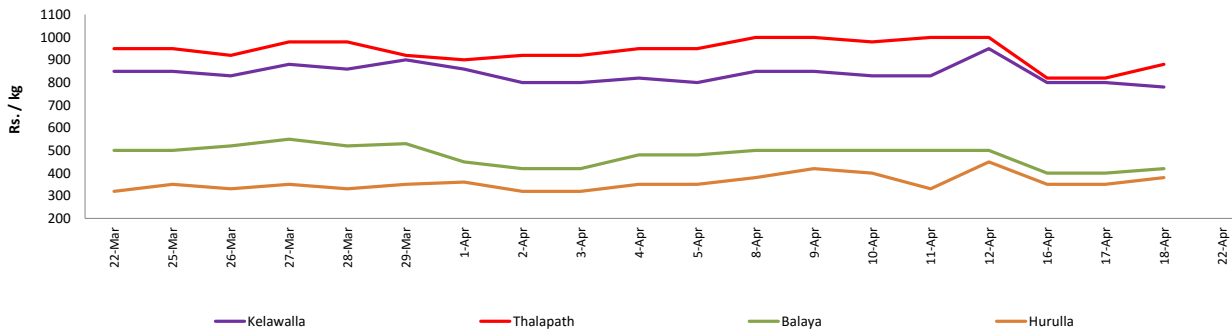
- Price increased by more than 5% compared to previous week average price.
- Price decreased by more than 5% compared to previous week average price.

Retail: Daily Prices

Peliyagoda



Negombo



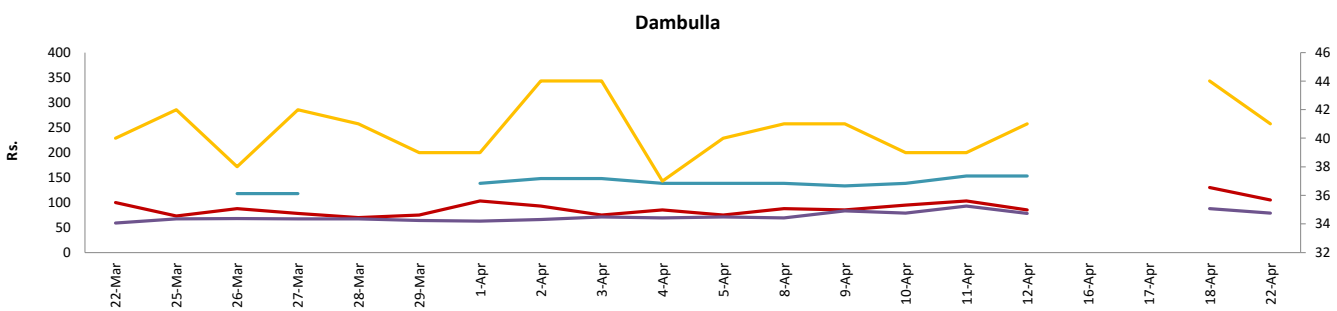
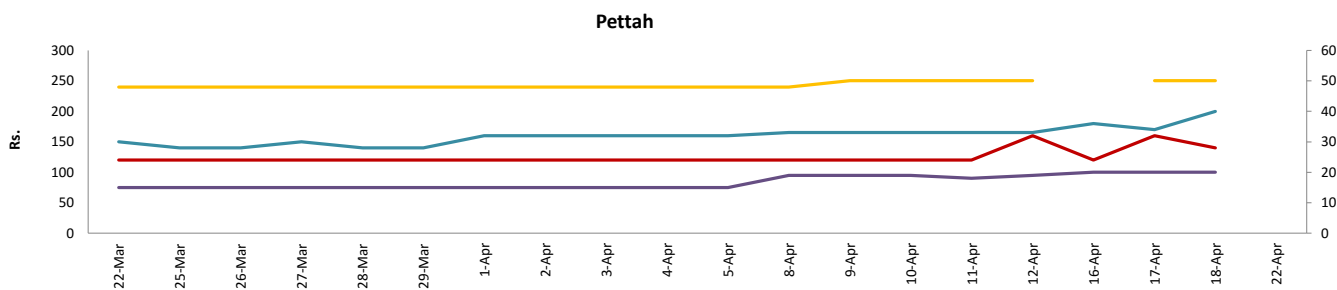
Wholesale and Retail Prices of Selected Food Commodities - 2019-04-22

Other

| Item | Unit | Wholesale | | | | | | Retail | | | | | |
|----------------------|----------|---------------|------------|-------|---------------|------------|--------|---------------|------------|-------|---------------|------------|--------|
| | | Pettah | | | Dambulla | | | Pettah | | | Dambulla | | |
| | | Previous Week | 2019.04.18 | Today | Previous Week | 2019.04.18 | Today | Previous Week | 2019.04.18 | Today | Previous Week | 2019.04.18 | Today |
| Red-Onions (local) | Rs./Kg | 103.00 | 100.00 | n.a. | 120.00 | 120.00 | 95.00 | 140.00 | 140.00 | n.a. | 130.00 | 130.00 | 105.00 |
| Red-Onions (Imp) | Rs./Kg | 110.00 | 100.00 | n.a. | n.a. | n.a. | n.a. | 150.00 | 140.00 | n.a. | n.a. | n.a. | n.a. |
| Big-Onions (local) | Rs./Kg | n.a. | n.a. | n.a. | n.a. | n.a. | n.a. | n.a. | n.a. | n.a. | n.a. | n.a. | n.a. |
| Big-Onions (Imp) | Rs./Kg | 80.00 | 80.00 | n.a. | 75.00 | 75.00 | 69.00 | 100.00 | 100.00 | n.a. | 88.00 | 88.00 | 79.00 |
| Potatoes (local) | Rs./Kg | 157.00 | 160.00 | n.a. | n.a. | n.a. | n.a. | 183.00 | 200.00 | n.a. | n.a. | n.a. | n.a. |
| Potatoes (Imp) | Rs./Kg | 95.00 | 95.00 | n.a. | n.a. | n.a. | n.a. | 117.00 | 120.00 | n.a. | n.a. | n.a. | n.a. |
| Dried Chillies (Imp) | Rs./Kg | 260.00 | 260.00 | n.a. | 258.00 | 258.00 | 268.00 | 320.00 | 320.00 | n.a. | 268.00 | 268.00 | 278.00 |
| Coconut | Rs./Nut | 42.00 | 41.00 | n.a. | 38.00 | 38.00 | 37.00 | 50.00 | 50.00 | n.a. | 44.00 | 44.00 | 41.00 |
| Coconut oil | Rs./Ltr | 340.00 | 340.00 | n.a. | n.a. | n.a. | n.a. | 360.00 | 360.00 | n.a. | n.a. | n.a. | n.a. |
| Dhal | Rs./Kg | 108.00 | 108.00 | n.a. | n.a. | n.a. | n.a. | 120.00 | 120.00 | n.a. | n.a. | n.a. | n.a. |
| Sugar | Rs./Kg | 95.00 | 95.00 | n.a. | n.a. | n.a. | n.a. | 100.00 | 100.00 | n.a. | n.a. | n.a. | n.a. |
| Eggs | Rs./Each | 19.00 | 19.00 | n.a. | n.a. | n.a. | n.a. | 20.00 | 20.00 | n.a. | n.a. | n.a. | n.a. |
| Katta | Rs./Kg | 880.00 | 880.00 | n.a. | n.a. | n.a. | n.a. | 950.00 | 950.00 | n.a. | n.a. | n.a. | n.a. |
| Sprats | Rs./Kg | 500.00 | 500.00 | n.a. | n.a. | n.a. | n.a. | 550.00 | 550.00 | n.a. | n.a. | n.a. | n.a. |

- Price increased by more than 5% compared to previous week average price.
- Price decreased by more than 5% compared to previous week average price.

Retail: Daily Prices



* Prices of food commodities may vary due to quality and markets among other factors.