

---

# Daily Price Report

A Summary of Price<sup>1</sup> Developments - 18 April 2019

---



## Vegetables

o Prices of most **vegetable** varieties demonstrated **mixed movements** in both **Pettah** and **Dambulla** markets.



## Fruits

o Price of **Banana (Sour)** and **Papaw** **increased** due to **low supply** caused by **limited** trading activities.



## Fish

o Prices of **fish** varieties **decreased** in **Negombo** market due to **low demand** from consumers during **post** festive week.



## Other

o Price of **Local Potatoes** **increased** in **Pettah** market due to **low supply** from **Nuwara Eliya** area.

<sup>1</sup> Price developments are analysed compared to average prices of the previous week.



**Wholesale and Retail Prices of Selected Food Commodities - 2019-04-18**

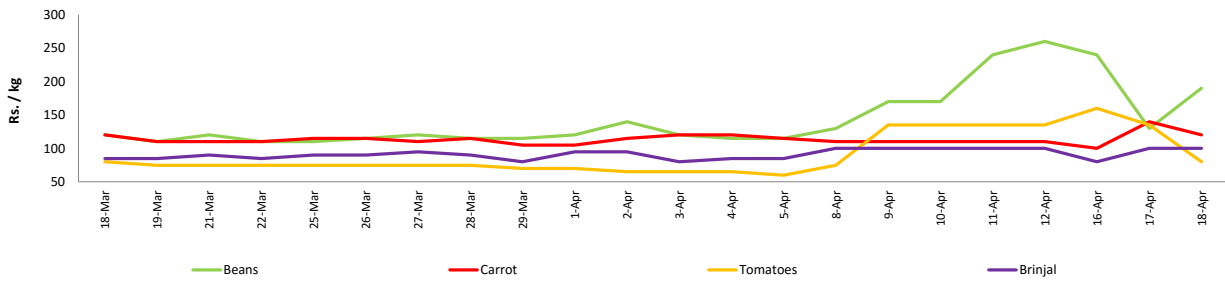
**Vegetables**

Item	Unit	Wholesale						Retail					
		Pettah			Dambulla			Pettah			Dambulla		
		Previous Week	Yesterday	Today	Previous Week	Yesterday	Today	Previous Week	Yesterday	Today	Previous Week	Yesterday	Today
Beans	Rs./Kg	160.00	90.00	160.00	112.00	n.a.	115.00	194.00	130.00	190.00	132.00	n.a.	135.00
Carrot	Rs./Kg	80.00	100.00	80.00	73.00	n.a.	75.00	110.00	140.00	120.00	93.00	n.a.	95.00
Cabbage	Rs./Kg	50.00	50.00	60.00	26.00	n.a.	43.00	75.00	75.00	100.00	46.00	n.a.	63.00
Tomatoes	Rs./Kg	89.00	100.00	50.00	65.00	n.a.	33.00	123.00	135.00	80.00	85.00	n.a.	53.00
Brinjal	Rs./Kg	70.00	70.00	60.00	47.00	n.a.	23.00	100.00	100.00	100.00	67.00	n.a.	43.00
Pumpkin	Rs./Kg	20.00	35.00	25.00	16.00	n.a.	23.00	46.00	60.00	50.00	36.00	n.a.	43.00
Snake gourd	Rs./Kg	75.00	70.00	70.00	60.00	n.a.	58.00	120.00	110.00	100.00	80.00	n.a.	78.00

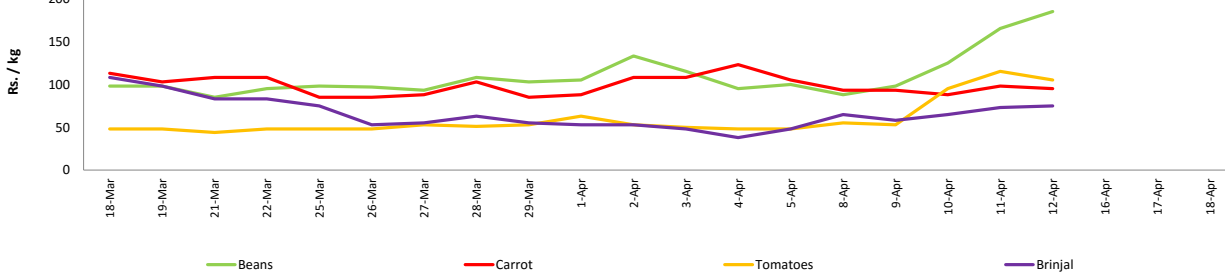
- Price increased by more than 5% compared to previous week average price.
- Price decreased by more than 5% compared to previous week average price.

**Retail: Daily Prices**

**Pettah**



**Dambulla**

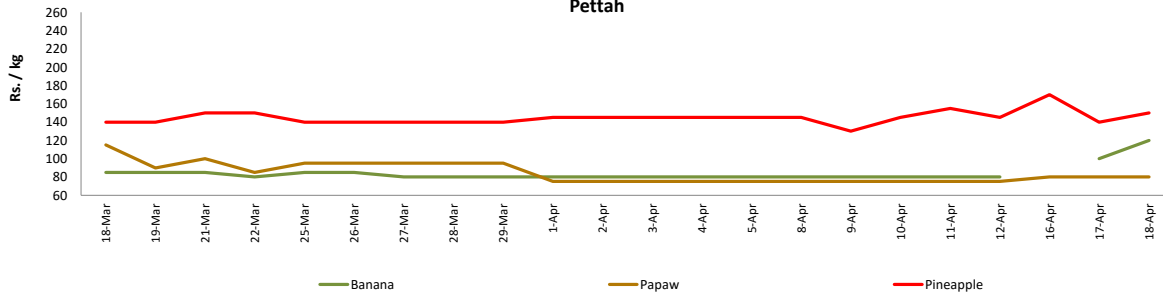


**Fruits**

Item	Unit	Wholesale			Retail		
		Pettah			Pettah		
		Previous Week	Yesterday	Today	Previous Week	Yesterday	Today
Banana (Sour)	Rs./Kg	51.00	60.00	80.00	80.00	100.00	120.00
Papaw	Rs./Kg	50.00	50.00	60.00	75.00	80.00	80.00
Pineapple	Rs./Kg	122.00	120.00	100.00	144.00	140.00	150.00
Apple (Imp)	Rs./Each				40.00	40.00	40.00
Orange (Imp)	Rs./Each				50.00	48.00	48.00

- Price increased by more than 5% compared to previous week average price.
- Price decreased by more than 5% compared to previous week average price.

**Retail: Daily Prices**  
**Pettah**



# Wholesale and Retail Prices of Selected Food Commodities - 2019-04-18

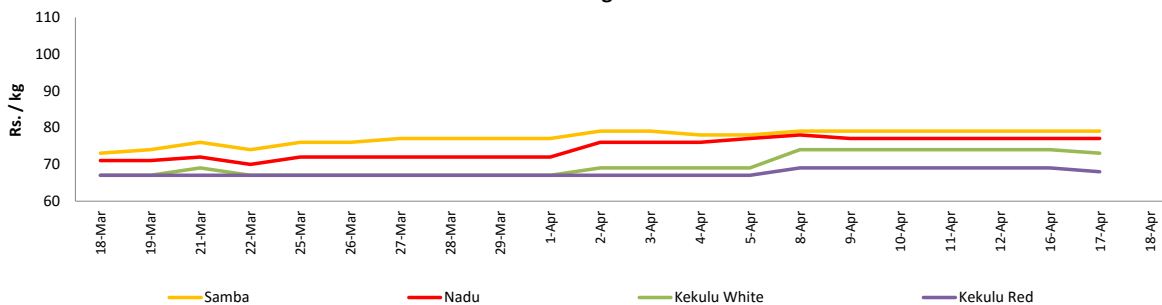
## Rice

Item	Unit	Wholesale						Retail		
		Maradagahamula			Pettah			Pettah		
		Previous Week	Yesterday	Today	Previous Week	Yesterday	Today	Previous Week	Yesterday	Today
Samba	Rs./Kg	79.00	79.00	n.a.	87.00	87.00	87.00	95.00	95.00	95.00
Nadu	Rs./Kg	77.00	77.00	n.a.	72.00	72.00	72.00	80.00	80.00	80.00
Kekulu White	Rs./Kg	74.00	73.00	n.a.	69.00	69.00	69.00	75.00	75.00	75.00
Kekulu Red	Rs./Kg	69.00	68.00	n.a.	67.00	67.00	67.00	75.00	75.00	75.00

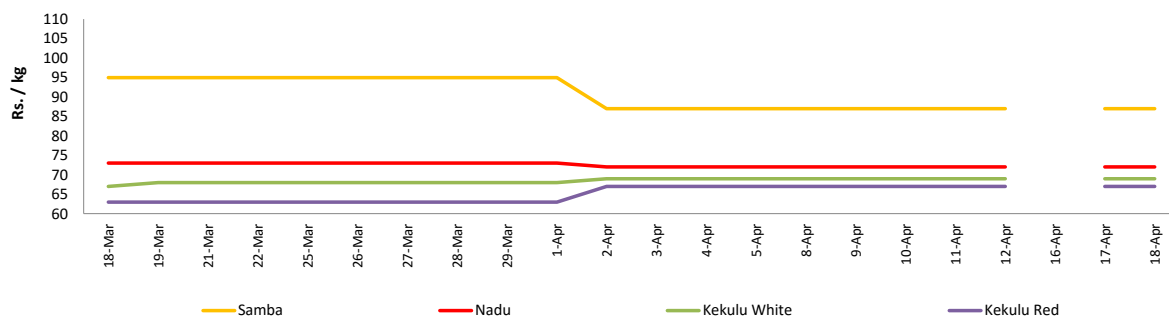
- Price increased by more than 5% compared to previous week average price.
- Price decreased by more than 5% compared to previous week average price.

### Wholesale: Daily Prices

#### Marandagahamula

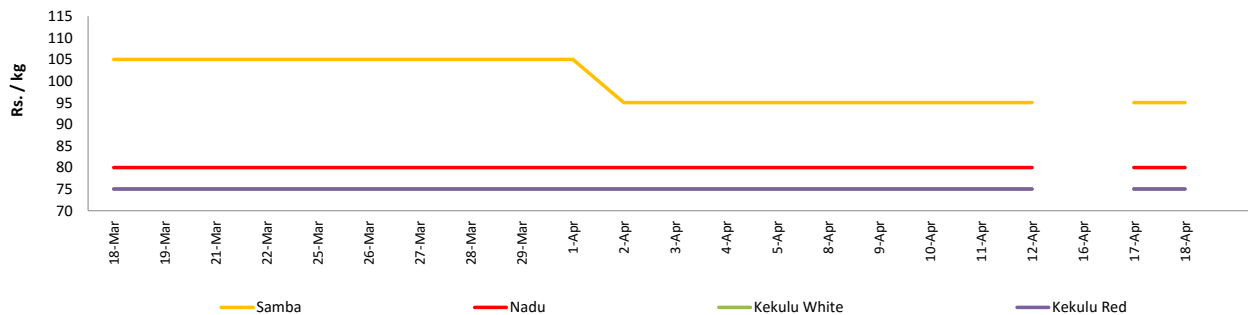


#### Pettah



### Retail: Daily Prices

#### Pettah



## Wholesale and Retail Prices of Selected Food Commodities - 2019-04-18

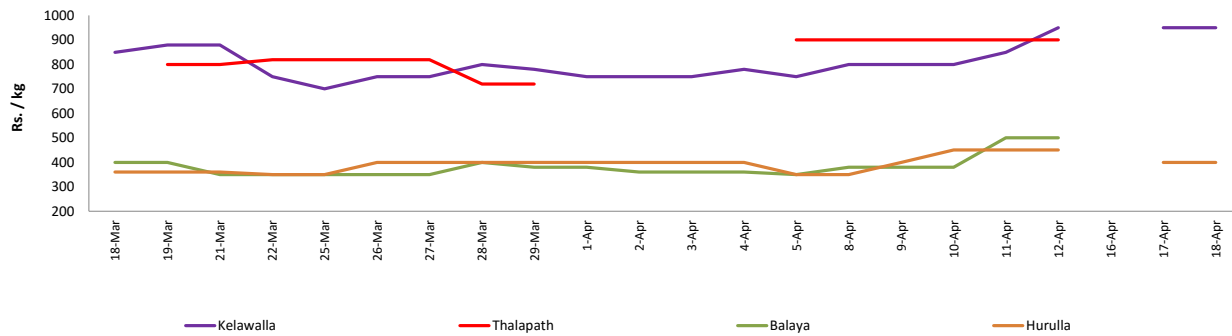
### Fish

Item	Unit	Wholesale						Retail					
		Peliyagoda			Negombo			Peliyagoda			Negombo		
		Previous Week	Yesterday	Today	Previous Week	Yesterday	Today	Previous Week	Yesterday	Today	Previous Week	Yesterday	Today
Kelawalla	Rs./Kg	540.00	650.00	650.00	544.00	520.00	500.00	840.00	950.00	950.00	862.00	800.00	780.00
Thalapath	Rs./Kg	720.00	n.a.	800.00	744.00	600.00	680.00	900.00	n.a.	960.00	996.00	820.00	880.00
Balaya	Rs./Kg	328.00	n.a.	n.a.	320.00	270.00	300.00	428.00	n.a.	n.a.	500.00	400.00	420.00
Paraw	Rs./Kg	490.00	n.a.	600.00	546.00	520.00	500.00	810.00	n.a.	900.00	800.00	750.00	730.00
Salaya	Rs./Kg	170.00	180.00	180.00	152.00	120.00	140.00	218.00	220.00	220.00	236.00	200.00	200.00
Hurulla	Rs./Kg	320.00	300.00	300.00	288.00	230.00	260.00	420.00	400.00	400.00	396.00	350.00	380.00

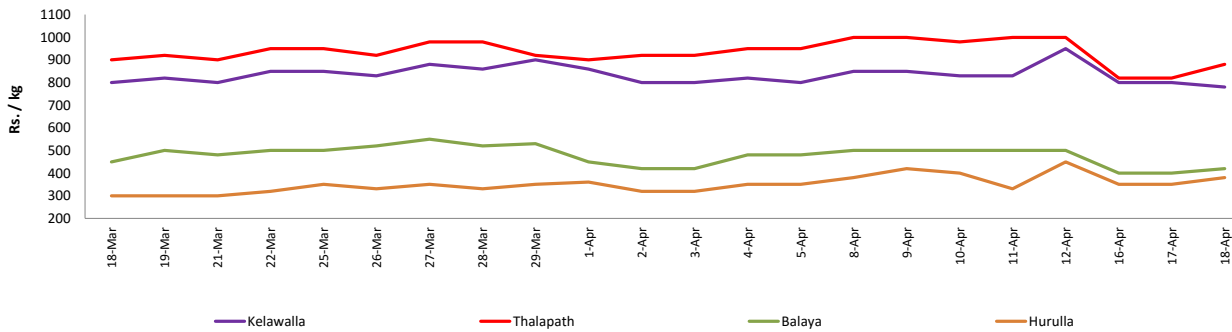
- Price increased by more than 5% compared to previous week average price.
- Price decreased by more than 5% compared to previous week average price.

### Retail: Daily Prices

#### Peliyagoda



#### Negombo



Wholesale and Retail Prices of Selected Food Commodities - 2019-04-18

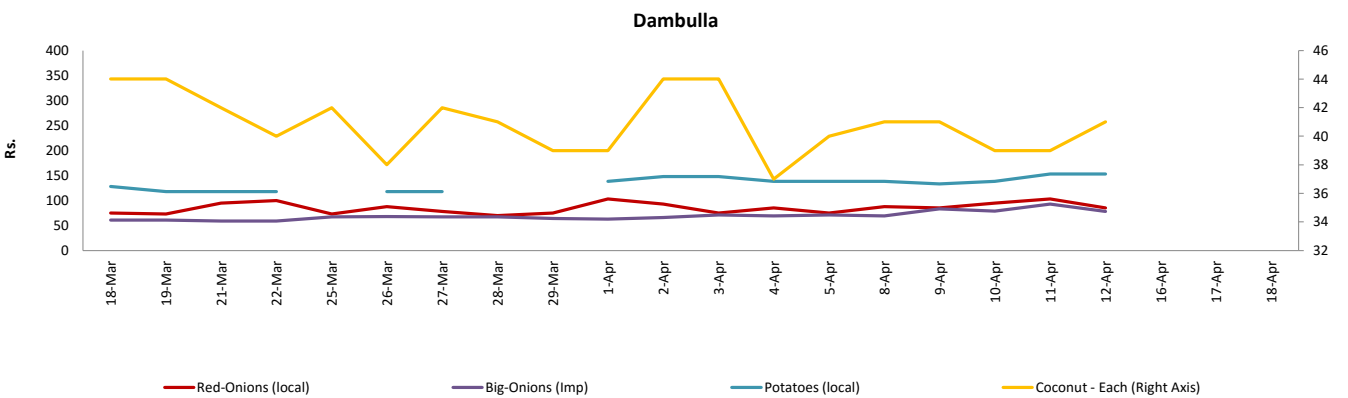
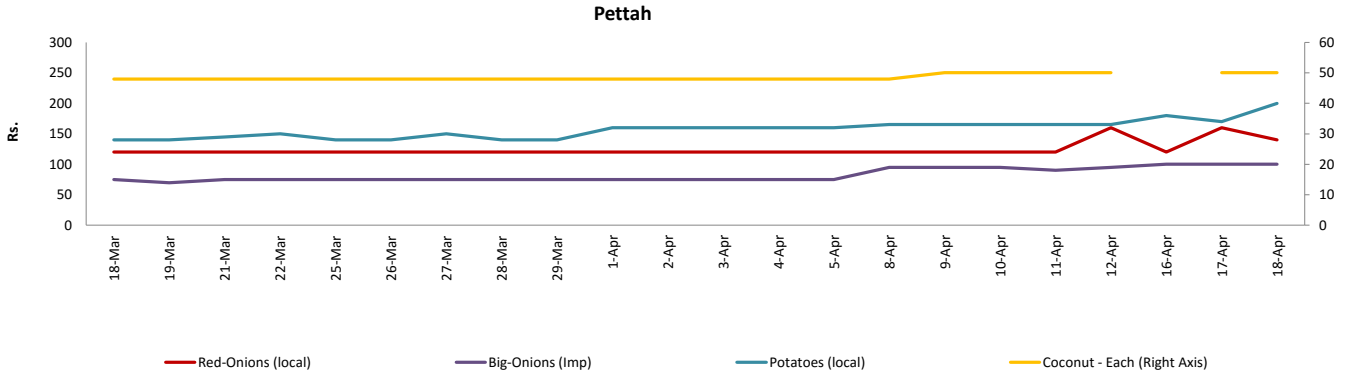
Other

Item	Unit	Wholesale						Retail					
		Pettah			Dambulla			Pettah			Dambulla		
		Previous Week	Yesterday	Today	Previous Week	Yesterday	Today	Previous Week	Yesterday	Today	Previous Week	Yesterday	Today
Red-Onions (local)	Rs./Kg	104.00	120.00	100.00	81.00	n.a.	120.00	128.00	160.00	140.00	91.00	n.a.	130.00
Red-Onions (Imp)	Rs./Kg	100.00	120.00	100.00	n.a.	n.a.	n.a.	120.00	160.00	140.00	n.a.	n.a.	n.a.
Big-Onions (local)	Rs./Kg	n.a.	n.a.	n.a.	n.a.	n.a.	n.a.	n.a.	n.a.	n.a.	n.a.	n.a.	n.a.
Big-Onions (Imp)	Rs./Kg	75.00	79.00	80.00	70.00	n.a.	75.00	94.00	100.00	100.00	80.00	n.a.	88.00
Potatoes (local)	Rs./Kg	143.00	150.00	160.00	133.00	n.a.	n.a.	165.00	170.00	200.00	143.00	n.a.	n.a.
Potatoes (Imp)	Rs./Kg	90.00	90.00	95.00				105.00	110.00	120.00			
Dried Chillies (Imp)	Rs./Kg	260.00	260.00	260.00	260.00	n.a.	258.00	320.00	320.00	320.00	270.00	n.a.	268.00
Coconut	Rs./Nut	41.00	42.00	41.00	36.00	n.a.	38.00	50.00	50.00	50.00	40.00	n.a.	44.00
Coconut oil	Rs./Ltr	340.00	340.00	340.00				360.00	360.00	360.00			
Dhal	Rs./Kg	108.00	108.00	108.00				120.00	120.00	120.00			
Sugar	Rs./Kg	95.00	95.00	95.00				100.00	100.00	100.00			
Eggs	Rs./Each	19.00	19.00	19.00				20.00	20.00	20.00			
Katta	Rs./Kg	880.00	880.00	880.00				950.00	950.00	950.00			
Sprats	Rs./Kg	500.00	500.00	500.00				550.00	550.00	550.00			

Price increased by more than 5% compared to previous week average price.

Price decreased by more than 5% compared to previous week average price.

Retail: Daily Prices



\* Prices of food commodities may vary due to quality and markets among other factors.