
Daily Price Report

A Summary of Price¹ Developments - 16 April 2019



Vegetables

o Retail prices of **vegetable** varieties demonstrated **mixed movements** in **Pettah** market.



Fruits

o Price of **Papaw** and **Pineapple** **increased** due to **low supply** caused by **limited trading** activities.



Fish

o Prices of **all fish** varieties **decreased** in **Negombo** market reportedly due to **low demand**.

¹ Price developments are analysed compared to average prices of the previous week.



Statistics Department
Central Bank of Sri Lanka

Wholesale and Retail Prices of Selected Food Commodities - 2019-04-16

Vegetables

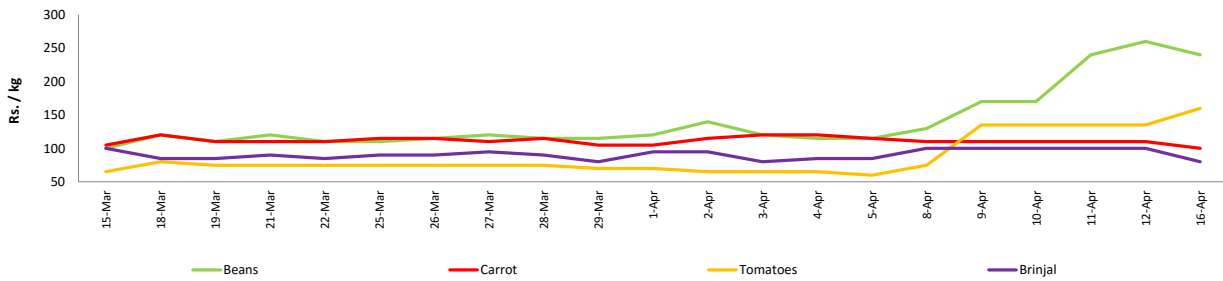
Item	Unit	Wholesale						Retail					
		Pettah			Dambulla			Pettah			Dambulla		
		Previous Week	2019.04.12	Today	Previous Week	2019.04.12	Today	Previous Week	2019.04.12	Today	Previous Week	2019.04.12	Today
Beans	Rs./Kg	160.00	220.00	200.00	112.00	165.00	n.a.	194.00	260.00	240.00	132.00	185.00	n.a.
Carrot	Rs./Kg	80.00	80.00	80.00	73.00	75.00	n.a.	110.00	110.00	100.00	93.00	95.00	n.a.
Cabbage	Rs./Kg	50.00	50.00	60.00	26.00	28.00	n.a.	75.00	75.00	80.00	46.00	48.00	n.a.
Tomatoes	Rs./Kg	89.00	100.00	120.00	65.00	85.00	n.a.	123.00	135.00	160.00	85.00	105.00	n.a.
Brinjal	Rs./Kg	70.00	70.00	60.00	47.00	55.00	n.a.	100.00	100.00	80.00	67.00	75.00	n.a.
Pumpkin	Rs./Kg	20.00	20.00	30.00	16.00	18.00	n.a.	46.00	45.00	60.00	36.00	38.00	n.a.
Snake gourd	Rs./Kg	75.00	75.00	80.00	60.00	55.00	n.a.	120.00	120.00	100.00	80.00	75.00	n.a.

Price increased by more than 5% compared to previous week average price.

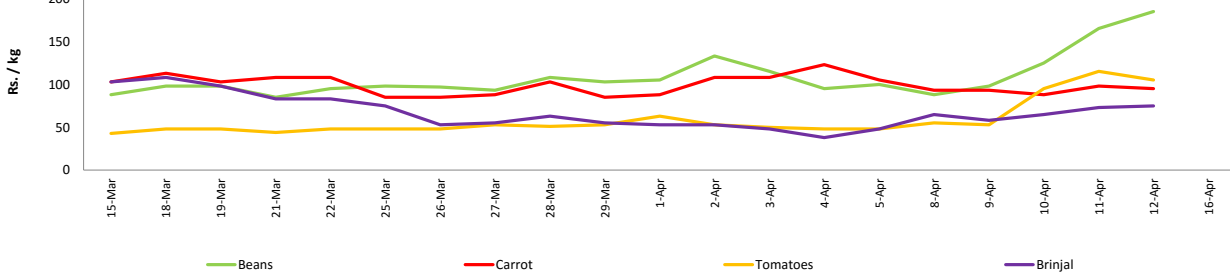
Price decreased by more than 5% compared to previous week average price.

Retail: Daily Prices

Pettah



Dambulla



Fruits

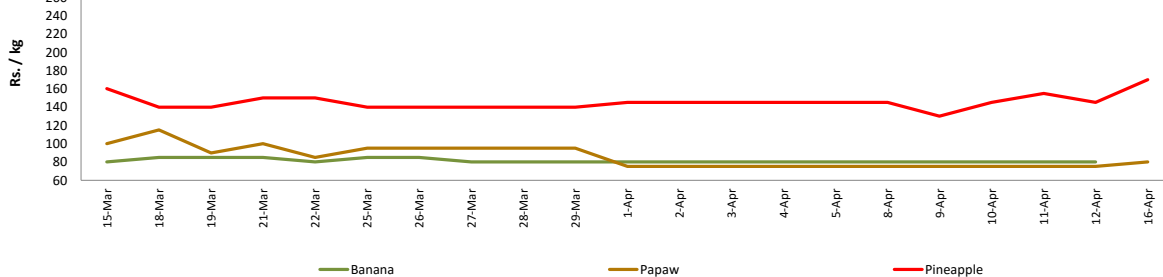
Item	Unit	Wholesale			Retail		
		Pettah			Pettah		
		Previous Week	2019.04.12	Today	Previous Week	2019.04.12	Today
Banana (Sour)	Rs./Kg	51.00	55.00	n.a.	80.00	80.00	n.a.
Papaw	Rs./Kg	50.00	50.00	60.00	75.00	75.00	80.00
Pineapple	Rs./Kg	122.00	120.00	120.00	144.00	145.00	170.00
Apple (Imp)	Rs./Each				40.00	40.00	n.a.
Orange (Imp)	Rs./Each				50.00	50.00	n.a.

Price increased by more than 5% compared to previous week average price.

Price decreased by more than 5% compared to previous week average price.

Retail: Daily Prices

Pettah



Wholesale and Retail Prices of Selected Food Commodities - 2019-04-16

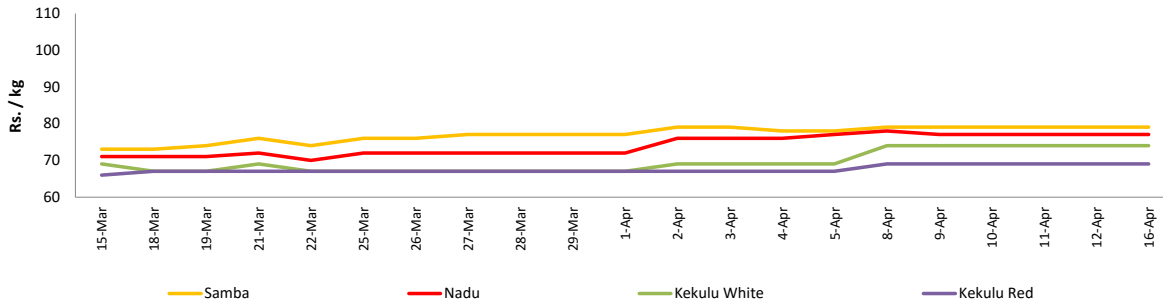
Rice

Item	Unit	Wholesale						Retail		
		Maradaghamula			Pettah			Pettah		
		Previous Week	2019.04.12	Today	Previous Week	2019.04.12	Today	Previous Week	2019.04.12	Today
Samba	Rs./Kg	79.00	79.00	79.00	87.00	87.00	n.a.	95.00	95.00	n.a.
Nadu	Rs./Kg	77.00	77.00	77.00	72.00	72.00	n.a.	80.00	80.00	n.a.
Kekulu White	Rs./Kg	74.00	74.00	74.00	69.00	69.00	n.a.	75.00	75.00	n.a.
Kekulu Red	Rs./Kg	69.00	69.00	69.00	67.00	67.00	n.a.	75.00	75.00	n.a.

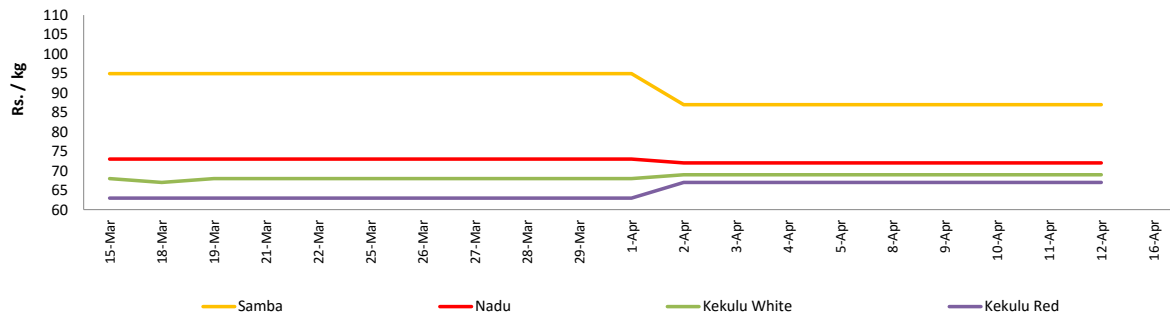
- Price increased by more than 5% compared to previous week average price.
- Price decreased by more than 5% compared to previous week average price.

Wholesale: Daily Prices

Marandaghamula

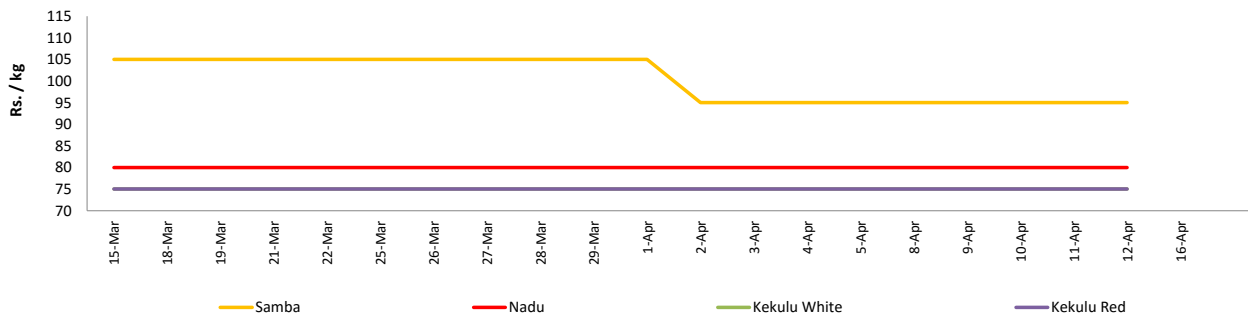


Pettah



Retail: Daily Prices

Pettah



Wholesale and Retail Prices of Selected Food Commodities - 2019-04-16

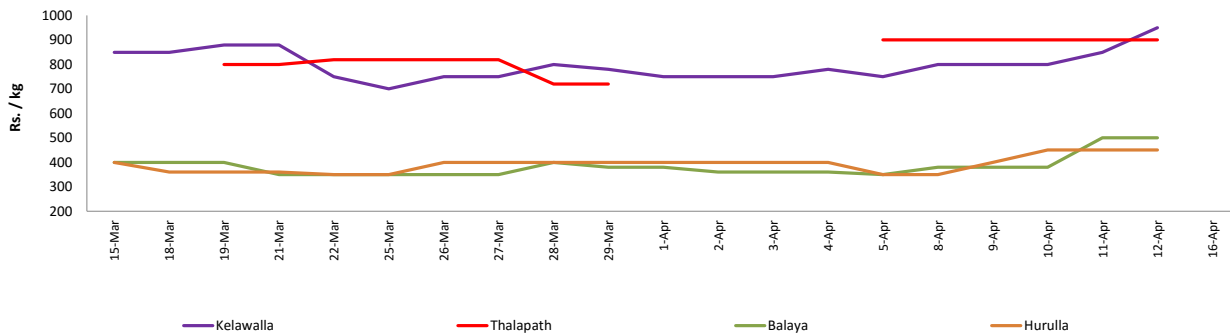
Fish

Item	Unit	Wholesale						Retail					
		Peliyagoda			Negombo			Peliyagoda			Negombo		
		Previous Week	2019.04.12	Today	Previous Week	2019.04.12	Today	Previous Week	2019.04.12	Today	Previous Week	2019.04.12	Today
Kelawalla	Rs./Kg	540.00	650.00	n.a.	544.00	580.00	520.00	840.00	950.00	n.a.	862.00	950.00	800.00
Thalapath	Rs./Kg	720.00	750.00	n.a.	744.00	750.00	600.00	900.00	900.00	n.a.	996.00	1000.00	820.00
Balaya	Rs./Kg	328.00	400.00	n.a.	320.00	320.00	270.00	428.00	500.00	n.a.	500.00	500.00	400.00
Paraw	Rs./Kg	490.00	550.00	n.a.	546.00	550.00	520.00	810.00	900.00	n.a.	800.00	800.00	750.00
Salaya	Rs./Kg	170.00	220.00	n.a.	152.00	180.00	120.00	218.00	260.00	n.a.	236.00	280.00	200.00
Hurulla	Rs./Kg	320.00	350.00	n.a.	288.00	330.00	230.00	420.00	450.00	n.a.	396.00	450.00	350.00

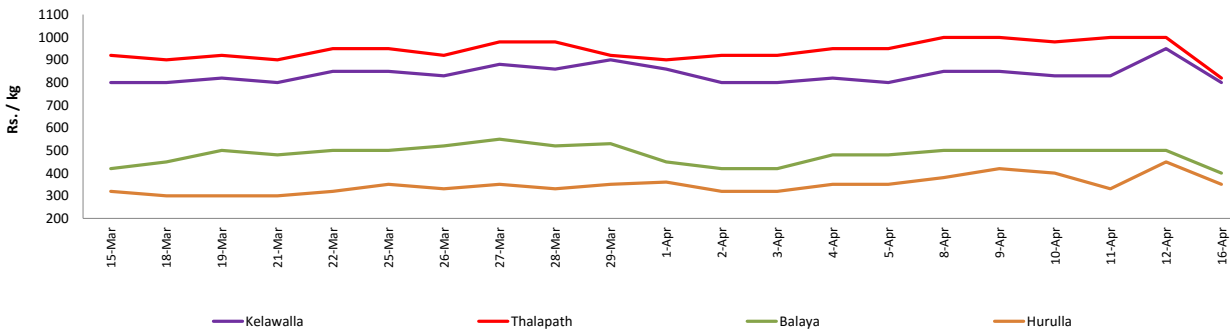
- Price increased by more than 5% compared to previous week average price.
- Price decreased by more than 5% compared to previous week average price.

Retail: Daily Prices

Peliyagoda



Negombo



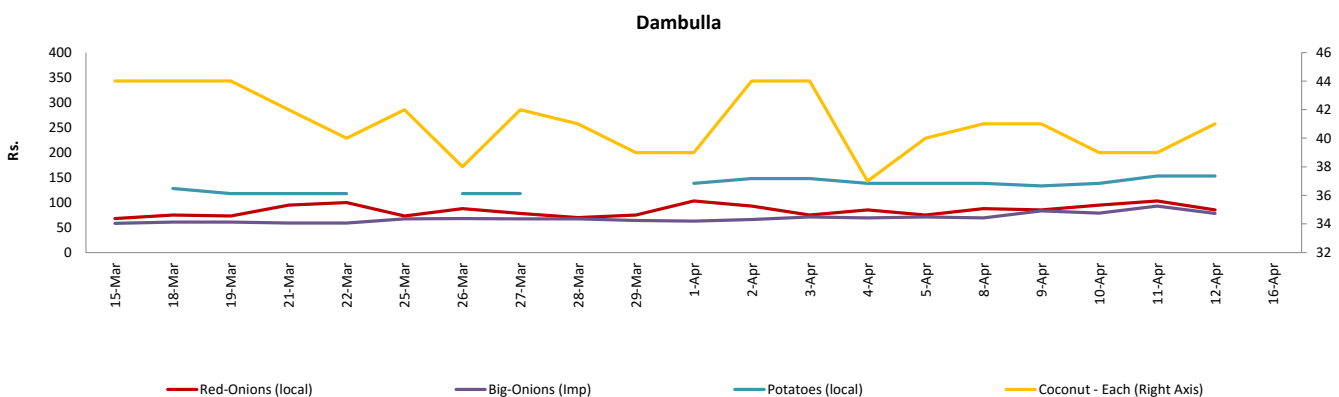
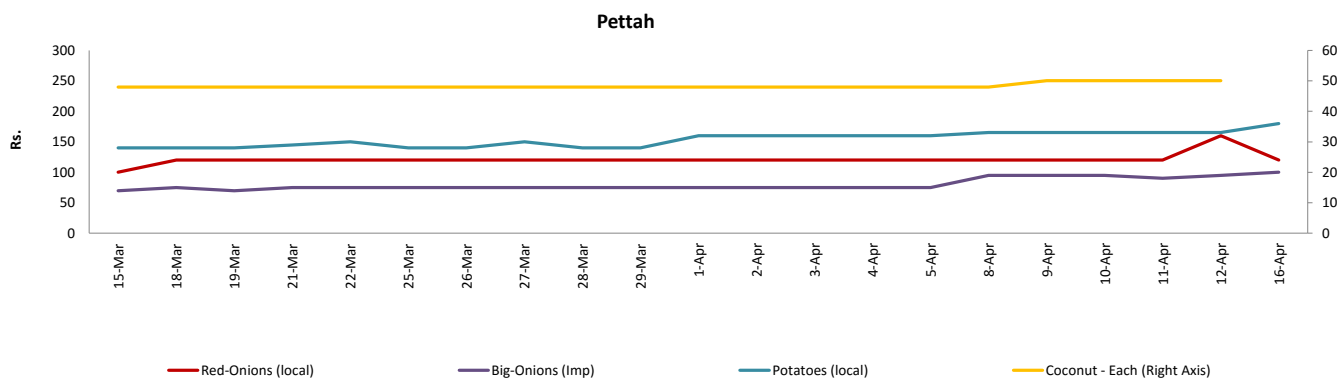
Wholesale and Retail Prices of Selected Food Commodities - 2019-04-16

Other

Item	Unit	Wholesale						Retail					
		Pettah			Dambulla			Pettah			Dambulla		
		Previous Week	2019.04.12	Today	Previous Week	2019.04.12	Today	Previous Week	2019.04.12	Today	Previous Week	2019.04.12	Today
Red-Onions (local)	Rs./Kg	104.00	120.00	90.00	81.00	75.00	n.a.	128.00	160.00	120.00	91.00	85.00	n.a.
Red-Onions (Imp)	Rs./Kg	100.00	100.00	n.a.	n.a.	n.a.	n.a.	120.00	120.00	n.a.	n.a.	n.a.	n.a.
Big-Onions (local)	Rs./Kg	n.a.	n.a.	n.a.	n.a.	n.a.	n.a.	n.a.	n.a.	n.a.	n.a.	n.a.	n.a.
Big-Onions (Imp)	Rs./Kg	75.00	74.00	80.00	70.00	68.00	n.a.	94.00	95.00	100.00	80.00	78.00	n.a.
Potatoes (local)	Rs./Kg	143.00	140.00	160.00	133.00	143.00	n.a.	165.00	165.00	180.00	143.00	153.00	n.a.
Potatoes (Imp)	Rs./Kg	90.00	90.00	100.00				105.00	105.00	120.00			
Dried Chillies (Imp)	Rs./Kg	260.00	260.00	n.a.	260.00	258.00	n.a.	320.00	320.00	n.a.	270.00	268.00	n.a.
Coconut	Rs./Nut	41.00	41.00	n.a.	36.00	37.00	n.a.	50.00	50.00	n.a.	40.00	41.00	n.a.
Coconut oil	Rs./Ltr	340.00	340.00	n.a.				360.00	360.00	n.a.			
Dhal	Rs./Kg	108.00	108.00	n.a.				120.00	120.00	n.a.			
Sugar	Rs./Kg	95.00	95.00	n.a.				100.00	100.00	n.a.			
Eggs	Rs./Each	19.00	19.00	19.00				20.00	20.00	20.00			
Katta	Rs./Kg	880.00	880.00	n.a.				950.00	950.00	n.a.			
Sprats	Rs./Kg	500.00	500.00	n.a.				550.00	550.00	n.a.			

Price increased by more than 5% compared to previous week average price.
 Price decreased by more than 5% compared to previous week average price.

Retail: Daily Prices



* Prices of food commodities may vary due to quality and markets among other factors.