

---

# Daily Price Report

A Summary of Price<sup>1</sup> Developments - 12 April 2019

---



## Vegetables

- o Price of **Beans** significantly **increased** in both **Pettah** and **Dambulla** markets due to **higher demand** in the **festive** season.



## Fruits

- o Price of **Banana (Sour)** **increased** due to **higher demand** in the **festive** season.



## Fish

- o Prices of **all fish** varieties **increased** in both **Peliyagoda** and **Negombo** markets due to **high** level of **demand** in the festive season.



## Other

- o Price of **Local Red Onions** **increased** in **Pettah** market due to **limited trading activities**.

<sup>1</sup> Price developments are analysed compared to average prices of the previous week.



**Wholesale and Retail Prices of Selected Food Commodities - 2019-04-12**

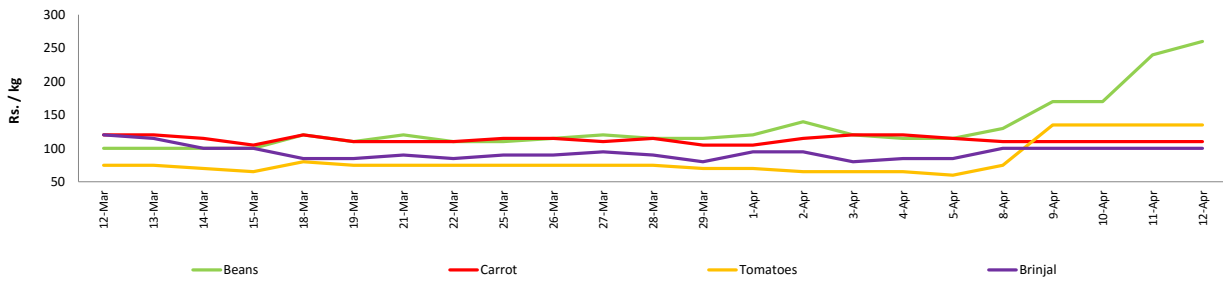
**Vegetables**

Item	Unit	Wholesale						Retail					
		Pettah			Dambulla			Pettah			Dambulla		
		Previous Week	Yesterday	Today	Previous Week	Yesterday	Today	Previous Week	Yesterday	Today	Previous Week	Yesterday	Today
Beans	Rs./Kg	83.00	200.00	220.00	91.00	145.00	165.00	122.00	240.00	260.00	110.00	165.00	185.00
Carrot	Rs./Kg	80.00	80.00	80.00	86.00	78.00	75.00	115.00	110.00	110.00	106.00	98.00	95.00
Cabbage	Rs./Kg	48.00	50.00	50.00	30.00	21.00	28.00	75.00	75.00	75.00	50.00	41.00	48.00
Tomatoes	Rs./Kg	40.00	100.00	100.00	32.00	95.00	85.00	65.00	135.00	135.00	52.00	115.00	105.00
Brinjal	Rs./Kg	61.00	70.00	70.00	27.00	53.00	55.00	88.00	100.00	100.00	48.00	73.00	75.00
Pumpkin	Rs./Kg	20.00	20.00	20.00	12.00	11.00	18.00	47.00	45.00	45.00	32.00	31.00	38.00
Snake gourd	Rs./Kg	72.00	75.00	75.00	59.00	68.00	55.00	113.00	120.00	120.00	79.00	88.00	75.00

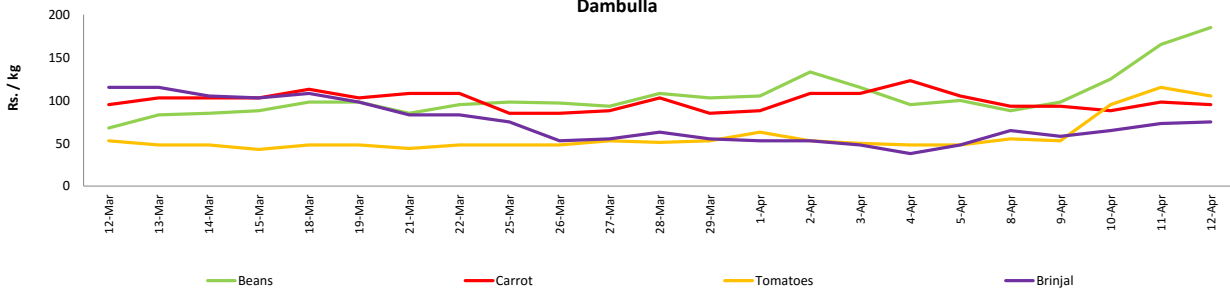
- Price increased by more than 5% compared to previous week average price.
- Price decreased by more than 5% compared to previous week average price.

**Retail: Daily Prices**

**Pettah**



**Dambulla**

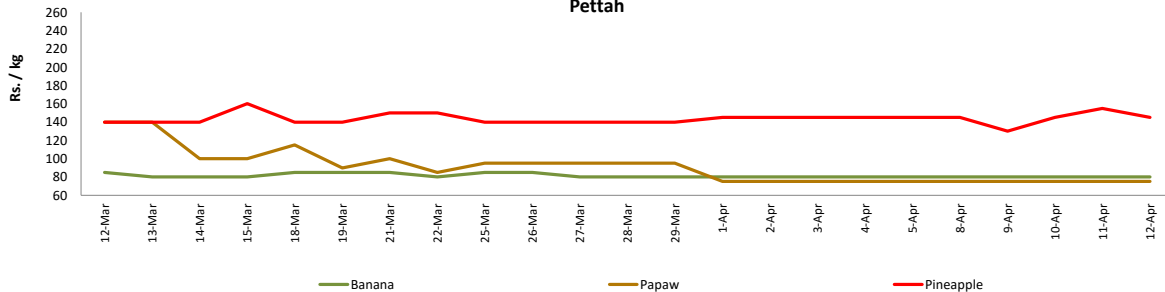


**Fruits**

Item	Unit	Wholesale			Retail		
		Pettah			Pettah		
		Previous Week	Yesterday	Today	Previous Week	Yesterday	Today
Banana (Sour)	Rs./Kg	50.00	50.00	55.00	80.00	80.00	80.00
Papaw	Rs./Kg	50.00	50.00	50.00	75.00	75.00	75.00
Pineapple	Rs./Kg	120.00	120.00	125.00	145.00	155.00	145.00
Apple (Imp)	Rs./Each				40.00	40.00	40.00
Orange (Imp)	Rs./Each				46.00	48.00	50.00

- Price increased by more than 5% compared to previous week average price.
- Price decreased by more than 5% compared to previous week average price.

**Retail: Daily Prices**  
**Pettah**



# Wholesale and Retail Prices of Selected Food Commodities - 2019-04-12

## Rice

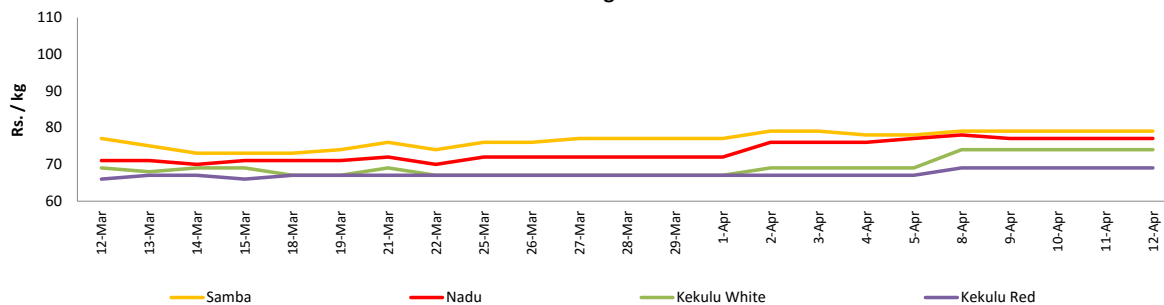
Item	Unit	Wholesale						Retail		
		Maradaghamula			Pettah			Pettah		
		Previous Week	Yesterday	Today	Previous Week	Yesterday	Today	Previous Week	Yesterday	Today
Samba	Rs./Kg	78.00	79.00	79.00	89.00	87.00	87.00	97.00	95.00	95.00
Nadu	Rs./Kg	75.00	77.00	77.00	72.00	72.00	72.00	80.00	80.00	80.00
Kekulu White	Rs./Kg	69.00	74.00	74.00	69.00	69.00	69.00	75.00	75.00	75.00
Kekulu Red	Rs./Kg	67.00	69.00	69.00	66.00	67.00	67.00	75.00	75.00	75.00

Price increased by more than 5% compared to previous week average price.

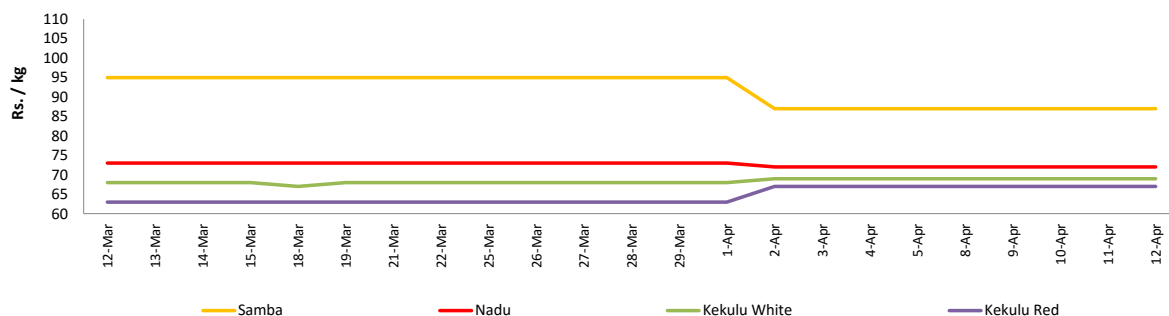
Price decreased by more than 5% compared to previous week average price.

### Wholesale: Daily Prices

#### Marandaghamula

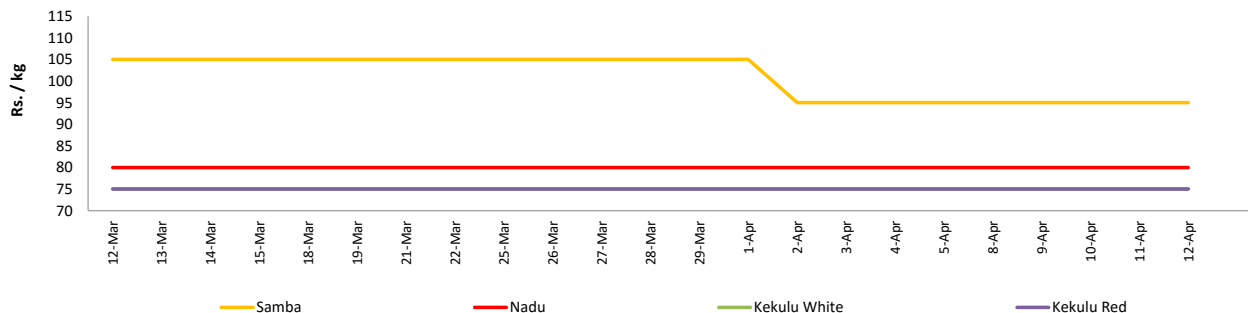


#### Pettah



### Retail: Daily Prices

#### Pettah



## Wholesale and Retail Prices of Selected Food Commodities - 2019-04-12

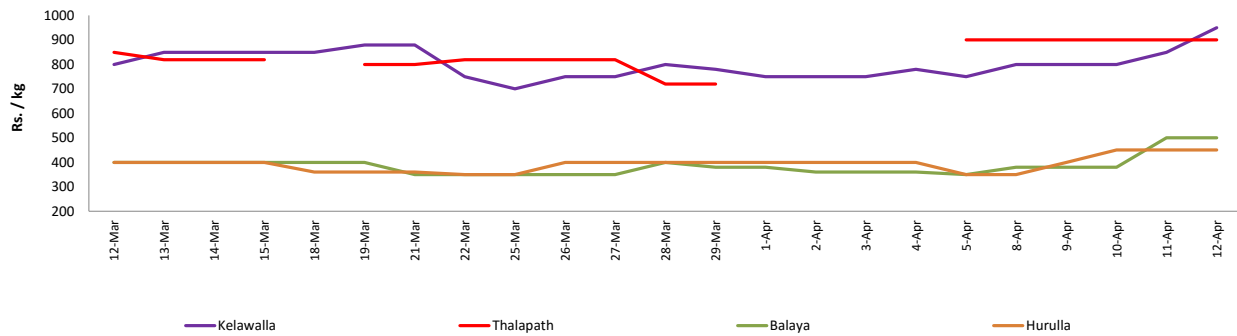
### Fish

Item	Unit	Wholesale						Retail					
		Peliyagoda			Negombo			Peliyagoda			Negombo		
		Previous Week	Yesterday	Today	Previous Week	Yesterday	Today	Previous Week	Yesterday	Today	Previous Week	Yesterday	Today
Kelawalla	Rs./Kg	456.00	550.00	650.00	508.00	530.00	580.00	756.00	850.00	950.00	816.00	830.00	950.00
Thalapath	Rs./Kg	690.00	750.00	750.00	652.00	750.00	750.00	850.00	900.00	900.00	928.00	1000.00	1000.00
Balaya	Rs./Kg	262.00	400.00	400.00	282.00	320.00	320.00	362.00	500.00	500.00	450.00	500.00	500.00
Paraw	Rs./Kg	468.00	550.00	550.00	516.00	550.00	550.00	768.00	900.00	900.00	784.00	800.00	800.00
Salaya	Rs./Kg	140.00	180.00	220.00	142.00	140.00	180.00	176.00	250.00	260.00	212.00	220.00	280.00
Hurulla	Rs./Kg	290.00	350.00	350.00	244.00	250.00	330.00	390.00	450.00	450.00	340.00	330.00	450.00

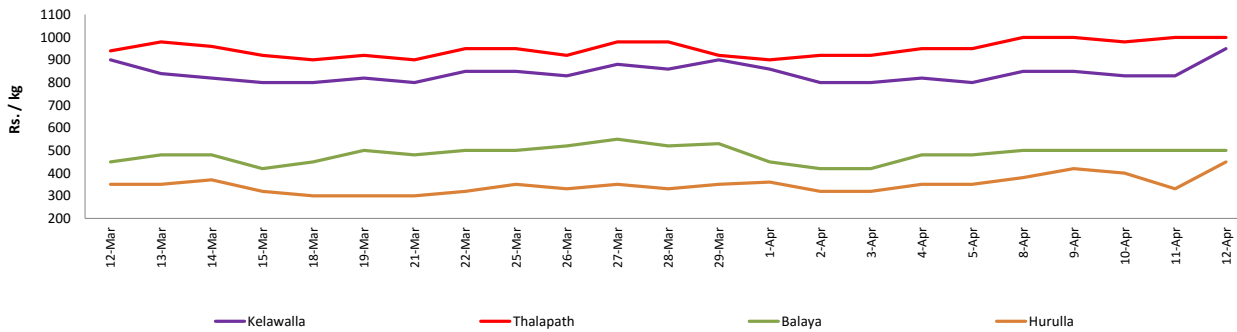
- Price increased by more than 5% compared to previous week average price.
- Price decreased by more than 5% compared to previous week average price.

### Retail: Daily Prices

#### Peliyagoda



#### Negombo



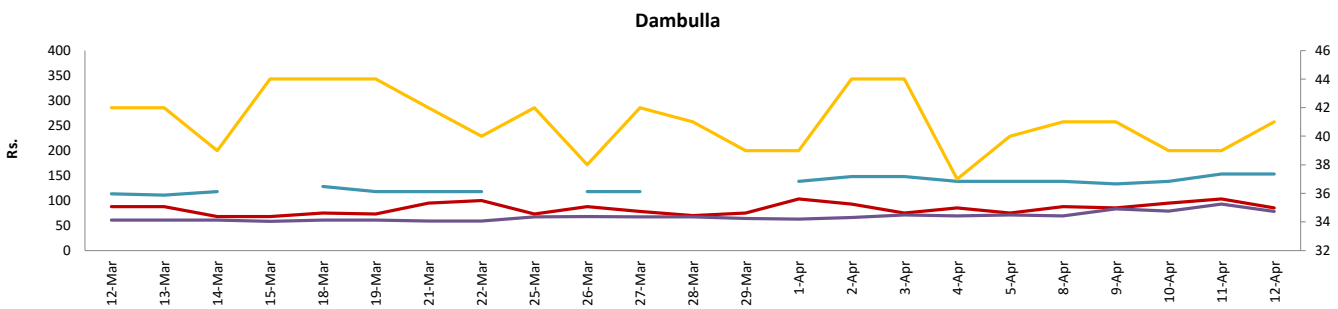
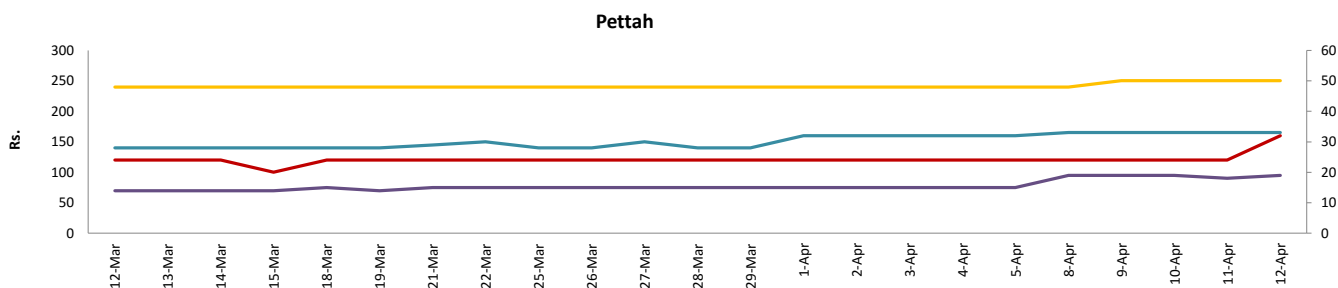
Wholesale and Retail Prices of Selected Food Commodities - 2019-04-12

Other

Item	Unit	Wholesale						Retail					
		Pettah			Dambulla			Pettah			Dambulla		
		Previous Week	Yesterday	Today	Previous Week	Yesterday	Today	Previous Week	Yesterday	Today	Previous Week	Yesterday	Today
Red-Onions (local)	Rs./Kg	100.00	100.00	120.00	75.00	93.00	75.00	120.00	120.00	160.00	86.00	103.00	85.00
Red-Onions (Imp)	Rs./Kg	108.00	100.00	100.00	n.a.	n.a.	n.a.	120.00	120.00	120.00	n.a.	n.a.	n.a.
Big-Onions (local)	Rs./Kg	n.a.	n.a.	n.a.	n.a.	n.a.	n.a.	n.a.	n.a.	n.a.	n.a.	n.a.	n.a.
Big-Onions (Imp)	Rs./Kg	57.00	75.00	74.00	58.00	83.00	68.00	75.00	90.00	95.00	68.00	93.00	78.00
Potatoes (local)	Rs./Kg	140.00	140.00	140.00	132.00	143.00	143.00	160.00	165.00	165.00	142.00	153.00	153.00
Potatoes (Imp)	Rs./Kg	91.00	90.00	90.00				106.00	105.00	105.00			
Dried Chillies (Imp)	Rs./Kg	260.00	260.00	260.00	262.00	258.00	258.00	320.00	320.00	320.00	272.00	268.00	268.00
Coconut	Rs./Nut	40.00	40.00	41.00	35.00	34.00	37.00	48.00	50.00	50.00	41.00	39.00	41.00
Coconut oil	Rs./Ltr	340.00	340.00	340.00				360.00	360.00	360.00			
Dhal	Rs./Kg	108.00	108.00	108.00				120.00	120.00	120.00			
Sugar	Rs./Kg	95.00	95.00	95.00				100.00	100.00	100.00			
Eggs	Rs./Each	18.60	19.00	19.00				19.60	20.00	20.00			
Katta	Rs./Kg	880.00	880.00	880.00				950.00	950.00	950.00			
Sprats	Rs./Kg	500.00	500.00	500.00				550.00	550.00	550.00			

Price increased by more than 5% compared to previous week average price.  
 Price decreased by more than 5% compared to previous week average price.

Retail: Daily Prices



\* Prices of food commodities may vary due to quality and markets among other factors.