
Daily Price Report

A Summary of Price¹ Developments - 11 April 2019



Vegetables

- o Price of **Beans** further **increased** in both **Pettah** and **Dambulla** markets reportedly due to **higher demand** in the **festive** season.



Fruits

- o Price of **Pineapple** **increased** reportedly due to **higher demand** in the **festive** season.



Other

- o Price of **Imported Big Onions** **increased** in both **Pettah** and **Dambulla** markets due to **unavailability** of **Pakistan** varieties.
- o Price of **Local Potatoes** **increased** in **Dambulla** market due to **availability** of **high** quality varieties from **Nuwara Eliya** area.

¹ Price developments are analysed compared to average prices of the previous week.



Statistics Department
Central Bank of Sri Lanka

Wholesale and Retail Prices of Selected Food Commodities - 2019-04-11

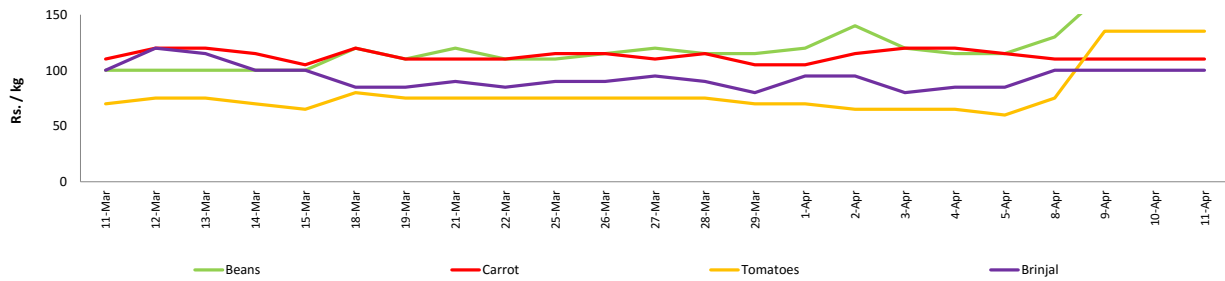
Vegetables

Item	Unit	Wholesale						Retail					
		Pettah			Dambulla			Pettah			Dambulla		
		Previous Week	Yesterday	Today	Previous Week	Yesterday	Today	Previous Week	Yesterday	Today	Previous Week	Yesterday	Today
Beans	Rs./Kg	83.00	140.00	200.00	91.00	105.00	145.00	122.00	170.00	240.00	110.00	125.00	165.00
Carrot	Rs./Kg	80.00	80.00	80.00	86.00	68.00	78.00	115.00	110.00	110.00	106.00	88.00	98.00
Cabbage	Rs./Kg	48.00	50.00	50.00	30.00	28.00	21.00	75.00	75.00	75.00	50.00	48.00	41.00
Tomatoes	Rs./Kg	40.00	100.00	100.00	32.00	75.00	95.00	65.00	135.00	135.00	52.00	95.00	115.00
Brinjal	Rs./Kg	61.00	70.00	70.00	27.00	45.00	53.00	88.00	100.00	100.00	48.00	65.00	73.00
Pumpkin	Rs./Kg	20.00	20.00	20.00	12.00	14.00	11.00	47.00	45.00	45.00	32.00	34.00	31.00
Snake gourd	Rs./Kg	72.00	75.00	75.00	59.00	65.00	68.00	113.00	120.00	120.00	79.00	85.00	88.00

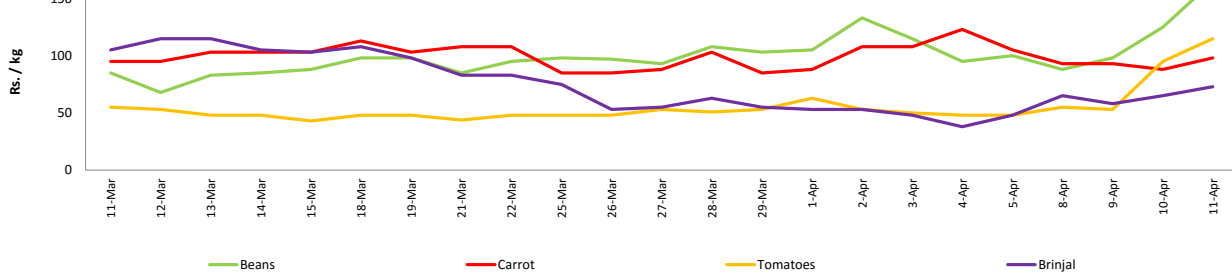
- Price increased by more than 5% compared to previous week average price.
- Price decreased by more than 5% compared to previous week average price.

Retail: Daily Prices

Pettah



Dambulla



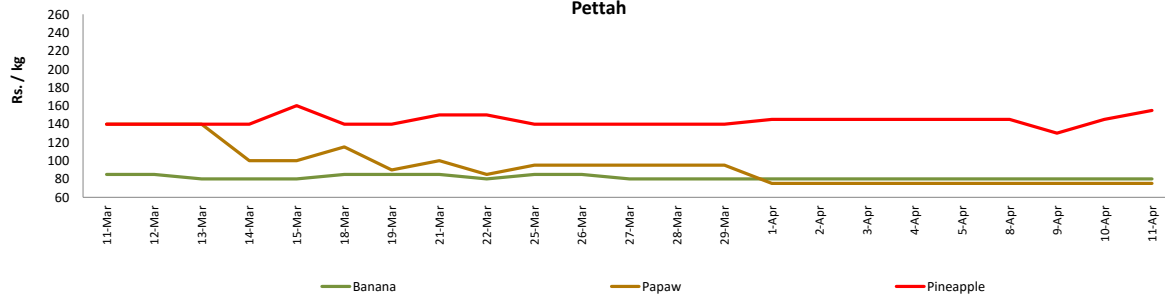
Fruits

Item	Unit	Wholesale			Retail		
		Pettah			Pettah		
		Previous Week	Yesterday	Today	Previous Week	Yesterday	Today
Banana (Sour)	Rs./Kg	50.00	50.00	50.00	80.00	80.00	80.00
Papaw	Rs./Kg	50.00	50.00	50.00	75.00	75.00	75.00
Pineapple	Rs./Kg	120.00	120.00	125.00	145.00	145.00	155.00
Apple (Imp)	Rs./Each				40.00	40.00	40.00
Orange (Imp)	Rs./Each				46.00	50.00	48.00

- Price increased by more than 5% compared to previous week average price.
- Price decreased by more than 5% compared to previous week average price.

Retail: Daily Prices

Pettah



Wholesale and Retail Prices of Selected Food Commodities - 2019-04-11

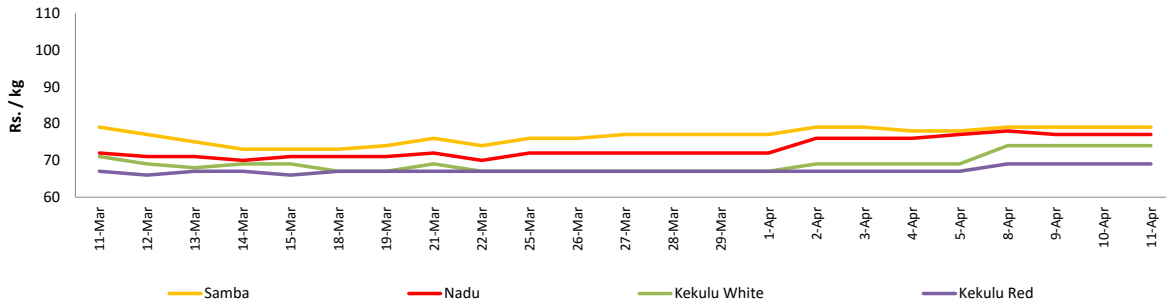
Rice

Item	Unit	Wholesale						Retail		
		Maradaghamula			Pettah			Pettah		
		Previous Week	Yesterday	Today	Previous Week	Yesterday	Today	Previous Week	Yesterday	Today
Samba	Rs./Kg	78.00	79.00	79.00	89.00	87.00	87.00	97.00	95.00	95.00
Nadu	Rs./Kg	75.00	77.00	77.00	72.00	72.00	72.00	80.00	80.00	80.00
Kekulu White	Rs./Kg	69.00	74.00	74.00	69.00	69.00	69.00	75.00	75.00	75.00
Kekulu Red	Rs./Kg	67.00	69.00	69.00	66.00	67.00	67.00	75.00	75.00	75.00

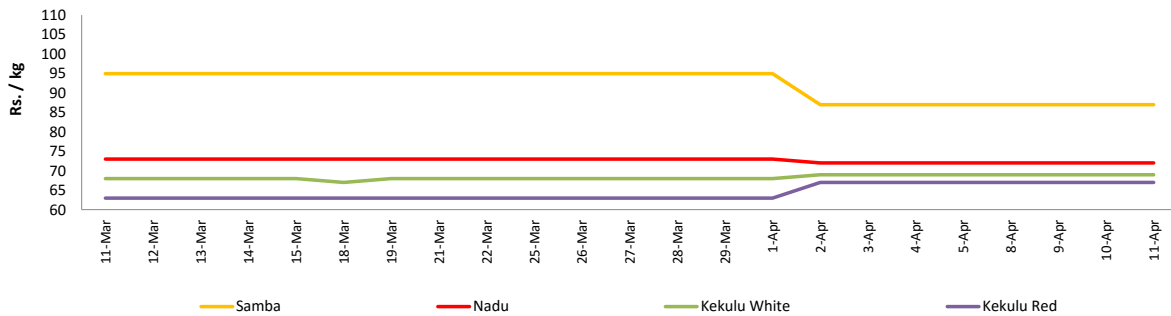
- Price increased by more than 5% compared to previous week average price.
- Price decreased by more than 5% compared to previous week average price.

Wholesale: Daily Prices

Marandaghamula

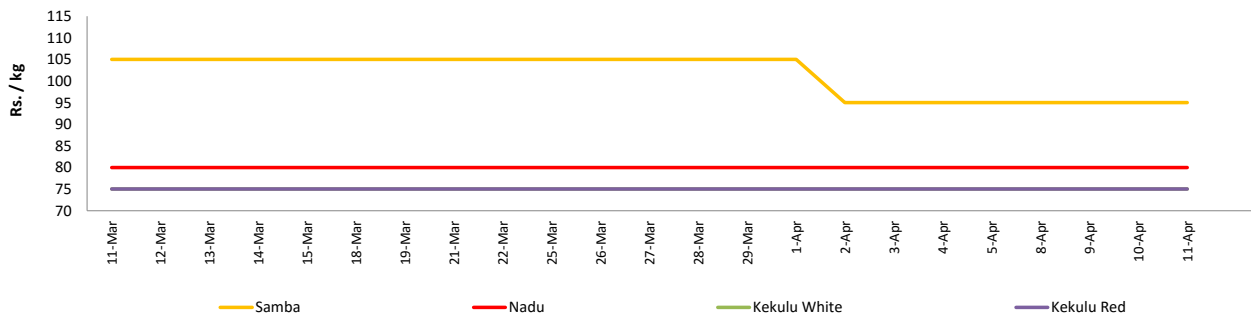


Pettah



Retail: Daily Prices

Pettah



Wholesale and Retail Prices of Selected Food Commodities - 2019-04-11

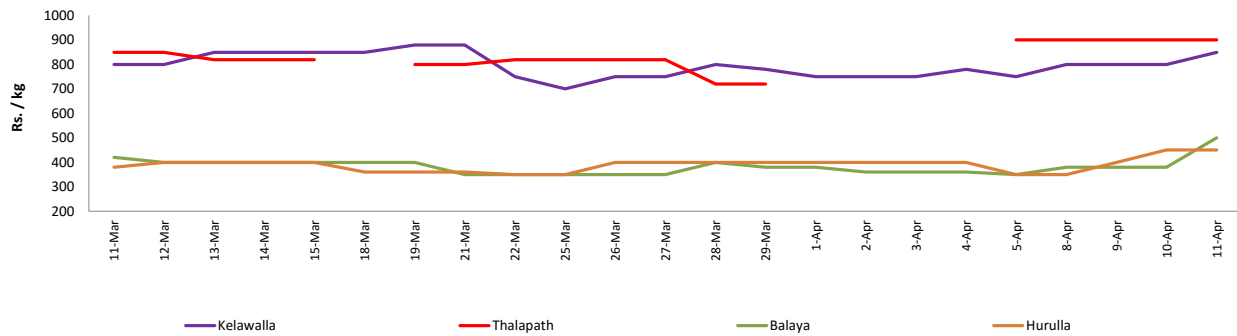
Fish

Item	Unit	Wholesale						Retail					
		Peliyagoda			Negombo			Peliyagoda			Negombo		
		Previous Week	Yesterday	Today	Previous Week	Yesterday	Today	Previous Week	Yesterday	Today	Previous Week	Yesterday	Today
Kelawalla	Rs./Kg	456.00	500.00	550.00	508.00	530.00	530.00	756.00	800.00	850.00	816.00	830.00	830.00
Thalapath	Rs./Kg	690.00	700.00	750.00	652.00	720.00	750.00	850.00	900.00	900.00	928.00	980.00	1000.00
Balaya	Rs./Kg	262.00	280.00	400.00	282.00	320.00	320.00	362.00	380.00	500.00	450.00	500.00	500.00
Paraw	Rs./Kg	468.00	450.00	550.00	516.00	550.00	550.00	768.00	750.00	900.00	784.00	800.00	800.00
Salaya	Rs./Kg	140.00	n.a.	180.00	142.00	150.00	140.00	176.00	n.a.	250.00	212.00	230.00	220.00
Hurulla	Rs./Kg	290.00	350.00	350.00	244.00	280.00	250.00	390.00	450.00	450.00	340.00	400.00	330.00

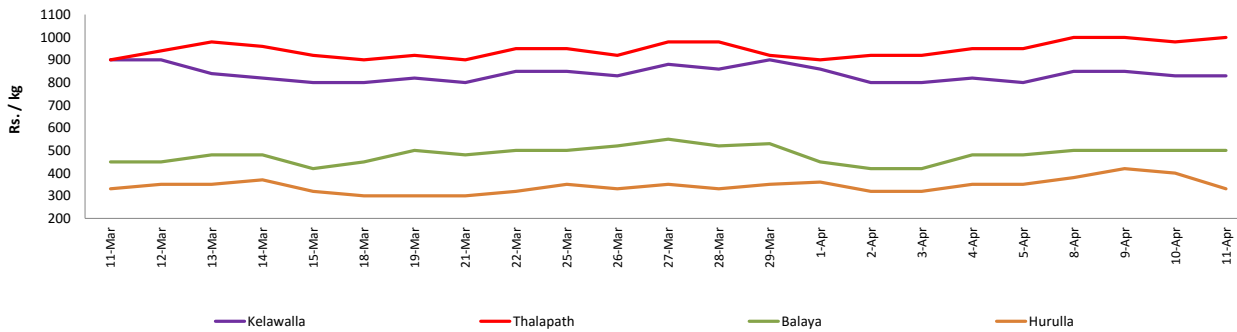
- Price increased by more than 5% compared to previous week average price.
- Price decreased by more than 5% compared to previous week average price.

Retail: Daily Prices

Peliyagoda



Negombo



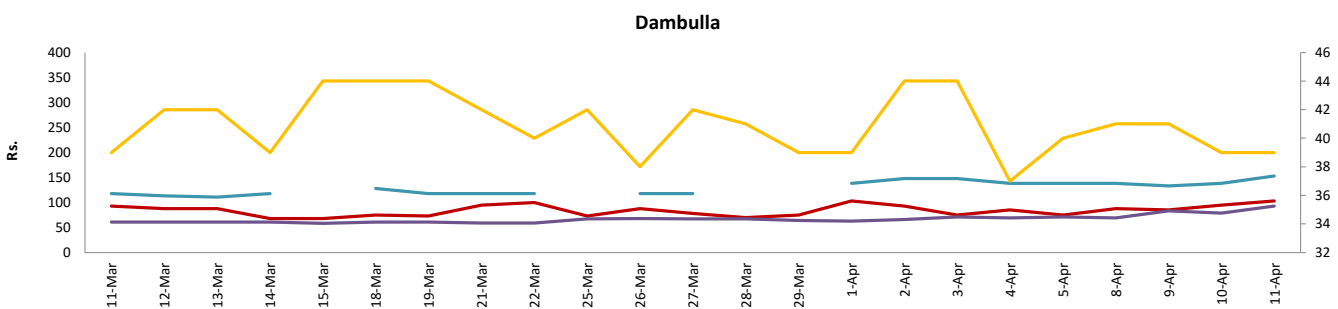
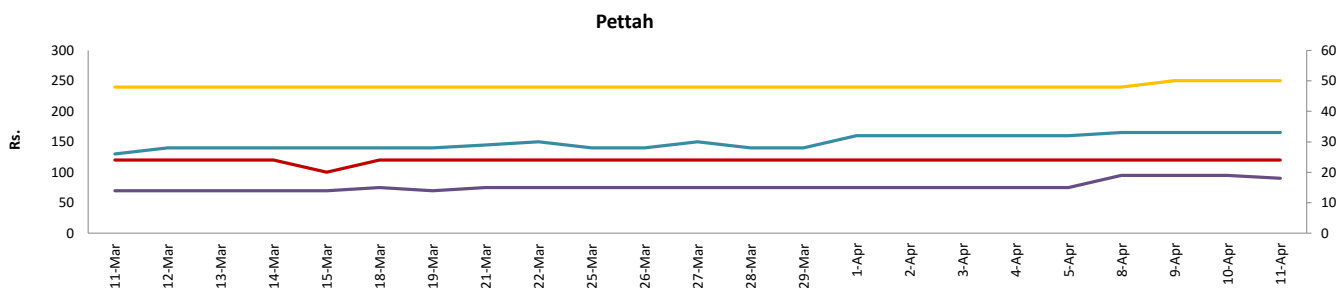
Wholesale and Retail Prices of Selected Food Commodities - 2019-04-11

Other

Item	Unit	Wholesale						Retail					
		Pettah			Dambulla			Pettah			Dambulla		
		Previous Week	Yesterday	Today	Previous Week	Yesterday	Today	Previous Week	Yesterday	Today	Previous Week	Yesterday	Today
Red-Onions (local)	Rs./Kg	100.00	100.00	100.00	75.00	85.00	93.00	120.00	120.00	120.00	86.00	95.00	103.00
Red-Onions (Imp)	Rs./Kg	108.00	100.00	100.00	n.a.	n.a.	n.a.	120.00	120.00	120.00	n.a.	n.a.	n.a.
Big-Onions (local)	Rs./Kg	n.a.	n.a.	n.a.	n.a.	n.a.	n.a.	n.a.	n.a.	n.a.	n.a.	n.a.	n.a.
Big-Onions (Imp)	Rs./Kg	57.00	74.00	75.00	58.00	69.00	83.00	75.00	95.00	90.00	68.00	79.00	93.00
Potatoes (local)	Rs./Kg	140.00	140.00	140.00	132.00	128.00	143.00	160.00	165.00	165.00	142.00	138.00	153.00
Potatoes (Imp)	Rs./Kg	91.00	90.00	90.00				106.00	105.00	105.00			
Dried Chillies (Imp)	Rs./Kg	260.00	260.00	260.00	262.00	260.00	258.00	320.00	320.00	320.00	272.00	270.00	268.00
Coconut	Rs./Nut	40.00	41.00	40.00	35.00	34.00	34.00	48.00	50.00	50.00	41.00	39.00	39.00
Coconut oil	Rs./Ltr	340.00	340.00	340.00				360.00	360.00	360.00			
Dhal	Rs./Kg	108.00	108.00	108.00				120.00	120.00	120.00			
Sugar	Rs./Kg	95.00	95.00	95.00				100.00	100.00	100.00			
Eggs	Rs./Each	18.60	19.00	19.00				19.60	20.00	20.00			
Katta	Rs./Kg	880.00	880.00	880.00				950.00	950.00	950.00			
Sprats	Rs./Kg	500.00	500.00	500.00				550.00	550.00	550.00			

Price increased by more than 5% compared to previous week average price.
 Price decreased by more than 5% compared to previous week average price.

Retail: Daily Prices



* Prices of food commodities may vary due to quality and markets among other factors.