
Daily Price Report

A Summary of Price¹ Developments - 05 April 2019



Vegetables

- o Price of **vegetable** varieties demonstrated **mixed movements** in both **Pettah** and **Dambulla** markets.
- o Price of **Snake gourd** **increased** in both markets due to **low supply** from **Puttalam** area.



Other

- o Wholesale price of **Local Red Onions** **increased** in **Pettah** market due to **low supply** from **Puttalam** area.
- o Wholesale price of **Imported Dried Chillies** in **Pettah** market **decreased** due to **favourable supply** from **India**.

¹ Price developments are analysed compared to average prices of the previous week.



Statistics Department
Central Bank of Sri Lanka

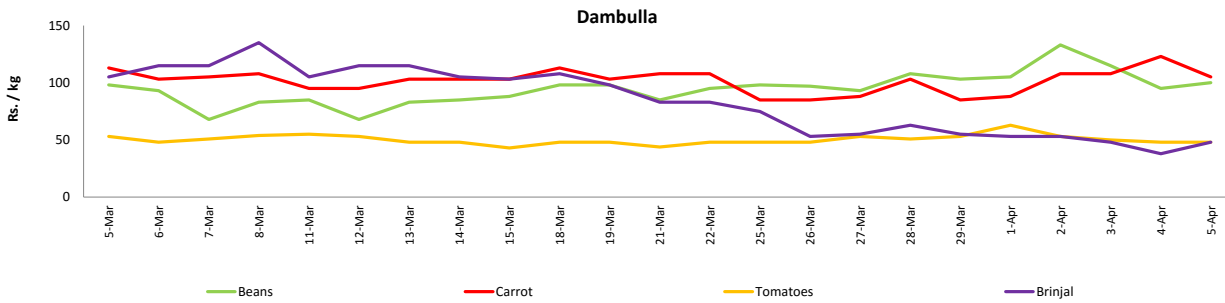
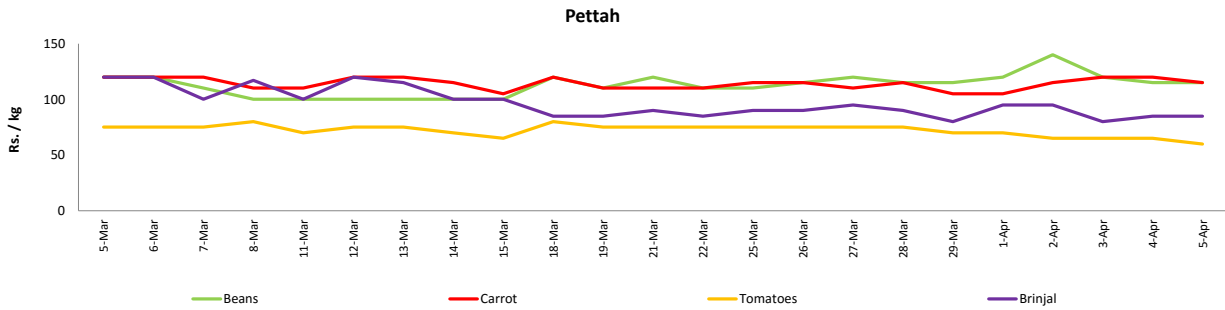
Wholesale and Retail Prices of Selected Food Commodities - 2019-04-05

Vegetables

Item	Unit	Wholesale						Retail					
		Pettah			Dambulla			Pettah			Dambulla		
		Previous Week	Yesterday	Today	Previous Week	Yesterday	Today	Previous Week	Yesterday	Today	Previous Week	Yesterday	Today
Beans	Rs./Kg	79.00	80.00	75.00	80.00	95.00	83.00	115.00	120.00	115.00	100.00	115.00	100.00
Carrot	Rs./Kg	77.00	85.00	75.00	69.00	88.00	83.00	112.00	120.00	115.00	89.00	108.00	105.00
Cabbage	Rs./Kg	46.00	48.00	48.00	27.00	28.00	29.00	75.00	75.00	75.00	47.00	48.00	50.00
Tomatoes	Rs./Kg	45.00	40.00	40.00	31.00	30.00	28.00	74.00	65.00	60.00	51.00	50.00	48.00
Brinjal	Rs./Kg	60.00	55.00	60.00	40.00	28.00	23.00	89.00	80.00	85.00	60.00	48.00	48.00
Pumpkin	Rs./Kg	20.00	20.00	20.00	15.00	14.00	14.00	50.00	45.00	50.00	35.00	34.00	35.00
Snake gourd	Rs./Kg	69.00	70.00	75.00	41.00	53.00	63.00	99.00	110.00	120.00	61.00	73.00	83.00

- Price increased by more than 5% compared to previous week average price.
- Price decreased by more than 5% compared to previous week average price.

Retail: Daily Prices

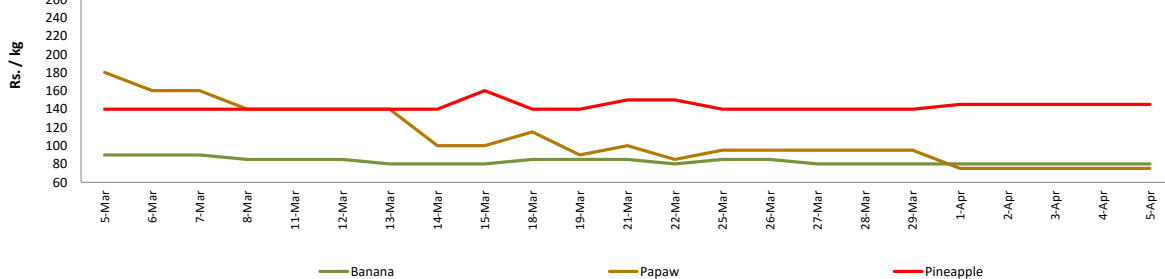


Fruits

Item	Unit	Wholesale			Retail		
		Pettah			Pettah		
		Previous Week	Yesterday	Today	Previous Week	Yesterday	Today
Banana (Sour)	Rs./Kg	49.00	50.00	50.00	82.00	80.00	80.00
Papaw	Rs./Kg	70.00	50.00	50.00	95.00	75.00	75.00
Pineapple	Rs./Kg	121.00	120.00	120.00	140.00	145.00	145.00
Apple (Imp)	Rs./Each				45.00	38.00	40.00
Orange (Imp)	Rs./Each				43.00	43.00	50.00

- Price increased by more than 5% compared to previous week average price.
- Price decreased by more than 5% compared to previous week average price.

Retail: Daily Prices



Wholesale and Retail Prices of Selected Food Commodities - 2019-04-05

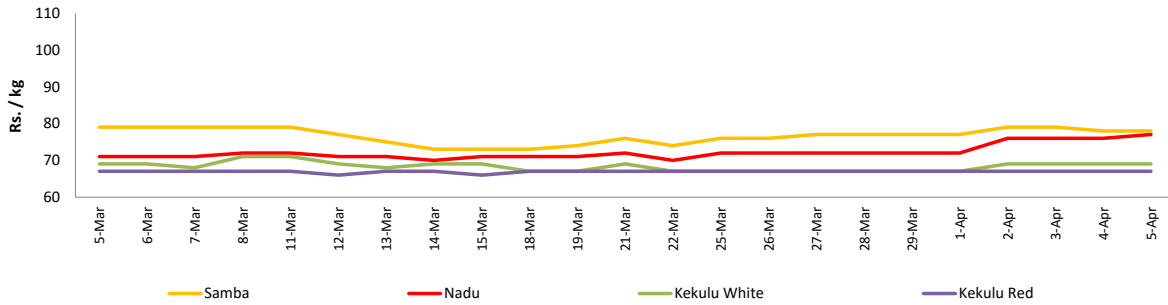
Rice

Item	Unit	Wholesale						Retail		
		Maradaghamula			Pettah			Pettah		
		Previous Week	Yesterday	Today	Previous Week	Yesterday	Today	Previous Week	Yesterday	Today
Samba	Rs./Kg	77.00	79.00	78.00	95.00	87.00	87.00	105.00	95.00	95.00
Nadu	Rs./Kg	72.00	76.00	77.00	73.00	72.00	72.00	80.00	80.00	80.00
Kekulu White	Rs./Kg	67.00	69.00	69.00	68.00	69.00	69.00	75.00	75.00	75.00
Kekulu Red	Rs./Kg	67.00	67.00	67.00	63.00	67.00	67.00	75.00	75.00	75.00

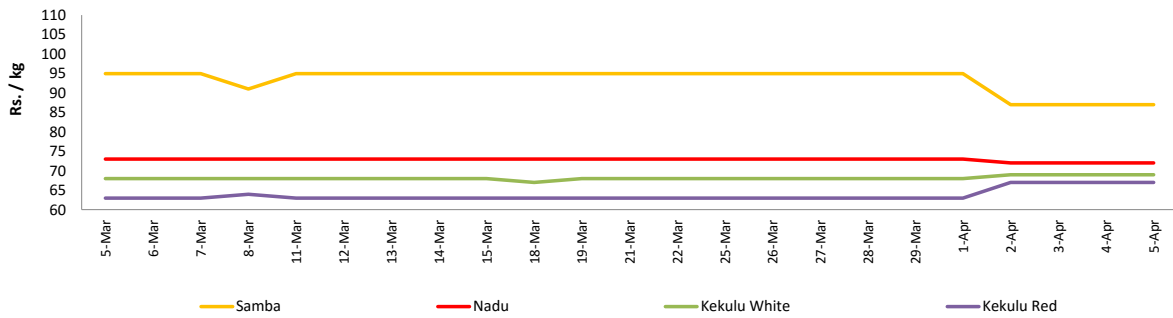
- Price increased by more than 5% compared to previous week average price.
- Price decreased by more than 5% compared to previous week average price.

Wholesale: Daily Prices

Marandaghamula

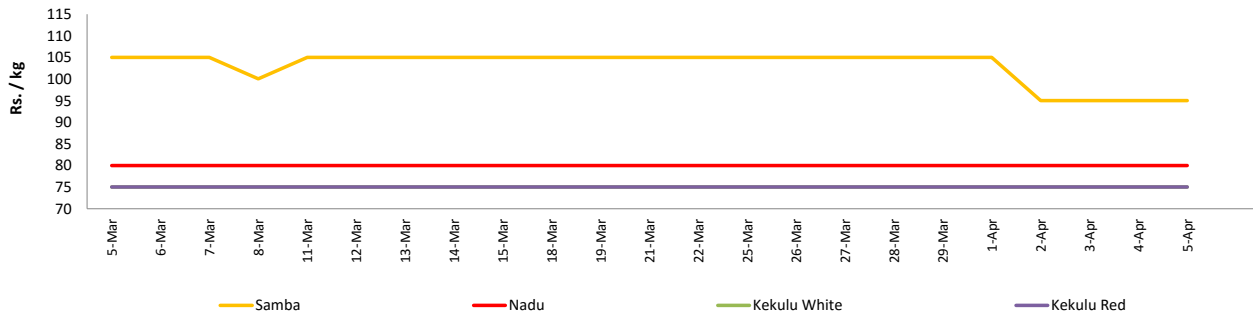


Pettah



Retail: Daily Prices

Pettah



Wholesale and Retail Prices of Selected Food Commodities - 2019-04-05

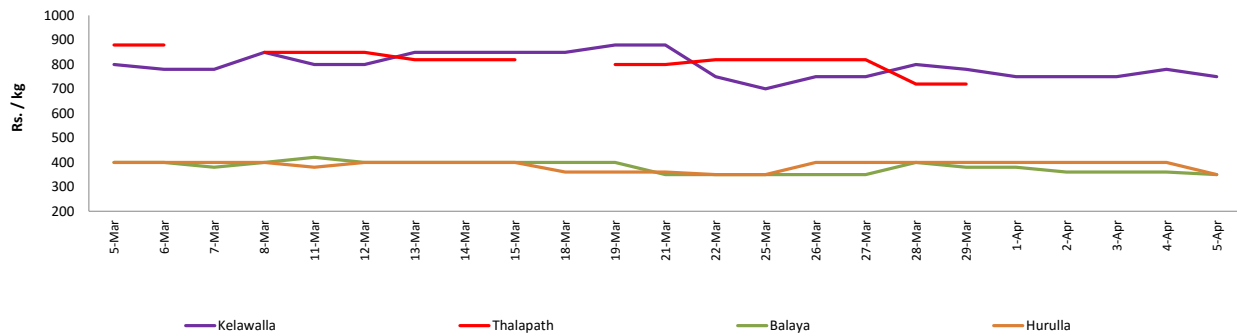
Fish

Item	Unit	Wholesale						Retail					
		Peliyagoda			Negombo			Peliyagoda			Negombo		
		Previous Week	Yesterday	Today	Previous Week	Yesterday	Today	Previous Week	Yesterday	Today	Previous Week	Yesterday	Today
Kelawalla	Rs./Kg	460.00	450.00	450.00	544.00	500.00	500.00	756.00	750.00	750.00	864.00	800.00	800.00
Thalapath	Rs./Kg	610.00	n.a.	700.00	688.00	620.00	700.00	780.00	n.a.	900.00	950.00	920.00	950.00
Balaya	Rs./Kg	266.00	260.00	250.00	314.00	270.00	300.00	366.00	360.00	350.00	524.00	420.00	480.00
Paraw	Rs./Kg	500.00	480.00	400.00	514.00	500.00	530.00	800.00	780.00	700.00	746.00	780.00	800.00
Salaya	Rs./Kg	150.00	140.00	130.00	132.00	130.00	150.00	180.00	180.00	160.00	200.00	200.00	230.00
Hurulla	Rs./Kg	290.00	300.00	250.00	262.00	220.00	250.00	390.00	400.00	350.00	342.00	320.00	350.00

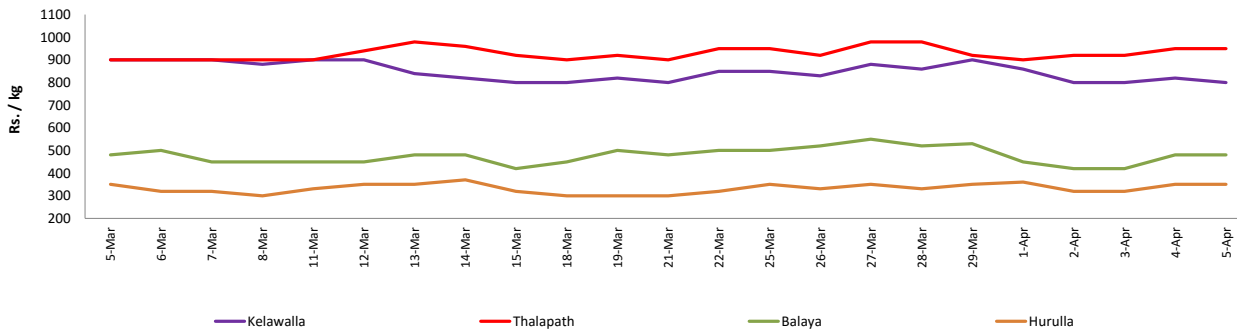
- Price increased by more than 5% compared to previous week average price.
- Price decreased by more than 5% compared to previous week average price.

Retail: Daily Prices

Peliyagoda



Negombo



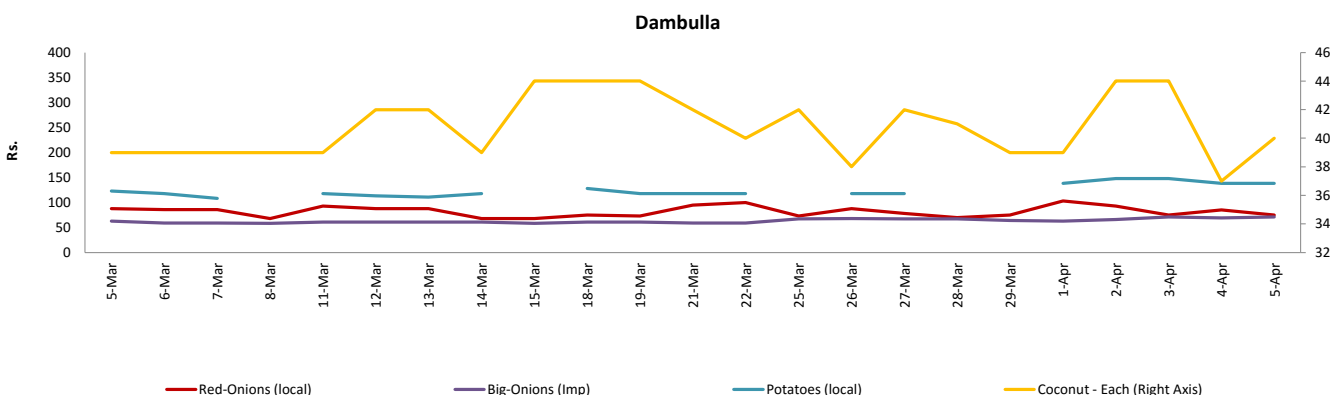
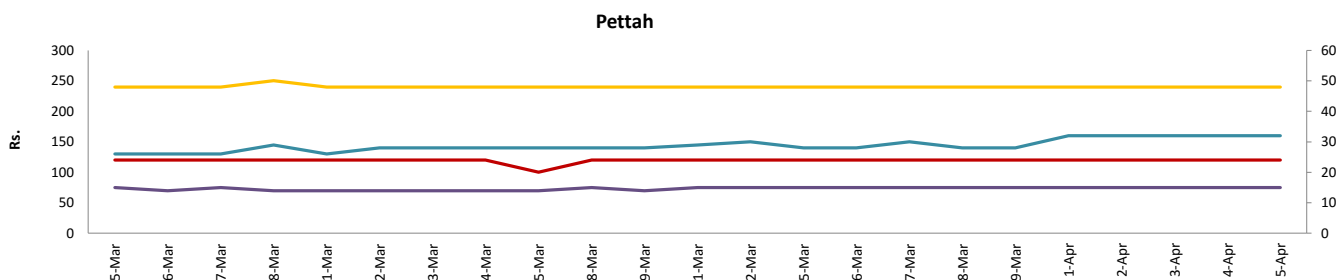
Wholesale and Retail Prices of Selected Food Commodities - 2019-04-05

Other

Item	Unit	Wholesale						Retail					
		Pettah			Dambulla			Pettah			Dambulla		
		Previous Week	Yesterday	Today	Previous Week	Yesterday	Today	Previous Week	Yesterday	Today	Previous Week	Yesterday	Today
Red-Onions (local)	Rs./Kg	90.00	100.00	100.00	66.00	65.00	65.00	120.00	120.00	120.00	77.00	75.00	75.00
Red-Onions (Imp)	Rs./Kg	88.00	110.00	100.00	n.a.	n.a.	n.a.	120.00	120.00	120.00	n.a.	n.a.	n.a.
Big-Onions (local)	Rs./Kg	n.a.	n.a.	n.a.	n.a.	n.a.	n.a.	n.a.	n.a.	n.a.	n.a.	n.a.	n.a.
Big-Onions (Imp)	Rs./Kg	51.00	57.00	57.00	57.00	61.00	61.00	75.00	75.00	75.00	67.00	71.00	71.00
Potatoes (local)	Rs./Kg	110.00	140.00	140.00	108.00	138.00	128.00	142.00	160.00	160.00	118.00	148.00	138.00
Potatoes (Imp)	Rs./Kg	82.00	90.00	90.00				93.00	105.00	105.00			
Dried Chillies (Imp)	Rs./Kg	280.00	260.00	260.00	268.00	268.00	258.00	330.00	320.00	320.00	278.00	278.00	268.00
Coconut	Rs./Nut	40.00	40.00	40.00	35.00	39.00	33.00	48.00	48.00	48.00	40.00	44.00	40.00
Coconut oil	Rs./Ltr	340.00	340.00	340.00				360.00	360.00	360.00			
Dhal	Rs./Kg	117.00	108.00	108.00				130.00	120.00	120.00			
Sugar	Rs./Kg	94.00	95.00	95.00				100.00	100.00	100.00			
Eggs	Rs./Each	16.50	19.00	19.00				17.50	20.00	20.00			
Katta	Rs./Kg	880.00	880.00	880.00				950.00	950.00	950.00			
Sprats	Rs./Kg	500.00	500.00	500.00				550.00	550.00	550.00			

Price increased by more than 5% compared to previous week average price.
 Price decreased by more than 5% compared to previous week average price.

Retail: Daily Prices



* Prices of food commodities may vary due to quality and markets among other factors.