

---

# Daily Price Report

A Summary of Price<sup>1</sup> Developments - 01 April 2019

---



## Vegetables

- o Prices of vegetable varieties demonstrated **mixed movements** in both **Pettah** and **Dambulla** markets.



## Fruits

- o Price of **Papaw** **decreased** due to **high supply** from **Anuradhapura** and **Vavuniya** areas.



## Other

- o Price of **Local Potatoes** **increased** in **both** markets due to **low supply** from **Welimada** area.
- o Price of **Imported Potatoes** **increased** in **Pettah** market due to **low supply** from **India**.
- o Price of **Eggs** **increased** due to **high demand** from bakery industry.

<sup>1</sup> Price developments are analysed compared to average prices of the previous week.



Statistics Department  
Central Bank of Sri Lanka

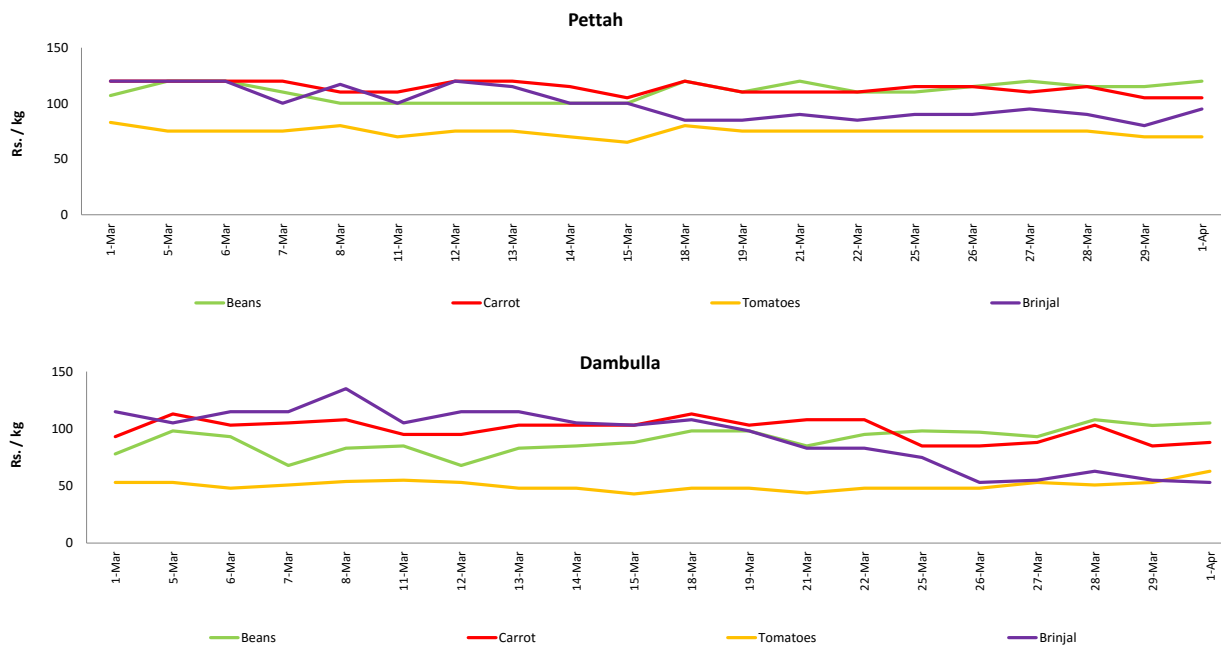
**Wholesale and Retail Prices of Selected Food Commodities - 2019-04-01**

**Vegetables**

Item	Unit	Wholesale						Retail					
		Pettah			Dambulla			Pettah			Dambulla		
		Previous Week	2019.03.29	Today	Previous Week	2019.03.29	Today	Previous Week	2019.03.29	Today	Previous Week	2019.03.29	Today
Beans	Rs./Kg	79.00	80.00	85.00	80.00	83.00	85.00	115.00	115.00	120.00	100.00	103.00	105.00
Carrot	Rs./Kg	77.00	75.00	80.00	69.00	65.00	68.00	112.00	105.00	105.00	89.00	85.00	88.00
Cabbage	Rs./Kg	46.00	45.00	48.00	27.00	25.00	28.00	75.00	75.00	75.00	47.00	45.00	48.00
Tomatoes	Rs./Kg	45.00	43.00	40.00	31.00	33.00	43.00	74.00	70.00	70.00	51.00	53.00	63.00
Brinjal	Rs./Kg	60.00	55.00	65.00	40.00	35.00	33.00	89.00	80.00	95.00	60.00	55.00	53.00
Pumpkin	Rs./Kg	20.00	20.00	20.00	15.00	18.00	10.00	50.00	50.00	45.00	35.00	38.00	30.00
Snake gourd	Rs./Kg	69.00	70.00	70.00	41.00	43.00	48.00	99.00	100.00	110.00	61.00	63.00	68.00

Price increased by more than 5% compared to previous week average price.  
 Price decreased by more than 5% compared to previous week average price.

**Retail: Daily Prices**

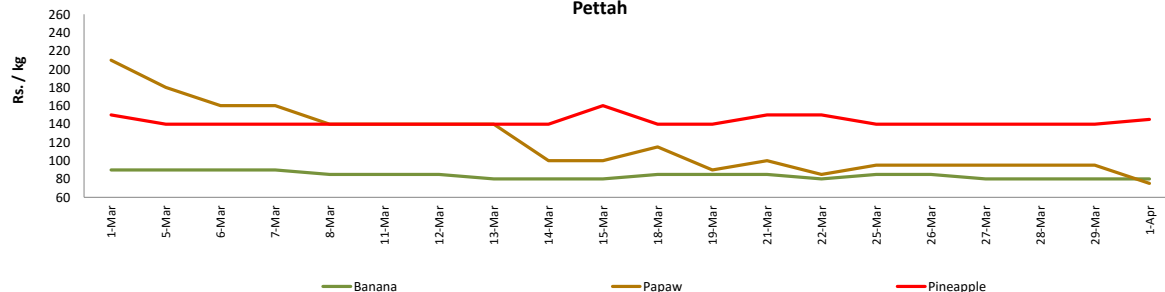


**Fruits**

Item	Unit	Wholesale			Retail		
		Pettah			Pettah		
		Previous Week	2019.03.29	Today	Previous Week	2019.03.29	Today
Banana (Sour)	Rs./Kg	49.00	50.00	50.00	82.00	80.00	80.00
Papaw	Rs./Kg	70.00	70.00	50.00	95.00	95.00	75.00
Pineapple	Rs./Kg	121.00	125.00	120.00	140.00	140.00	145.00
Apple (Imp)	Rs./Each				45.00	45.00	45.00
Orange (Imp)	Rs./Each				43.00	43.00	43.00

Price increased by more than 5% compared to previous week average price.  
 Price decreased by more than 5% compared to previous week average price.

**Retail: Daily Prices**  
**Pettah**



**Wholesale and Retail Prices of Selected Food Commodities - 2019-04-01**

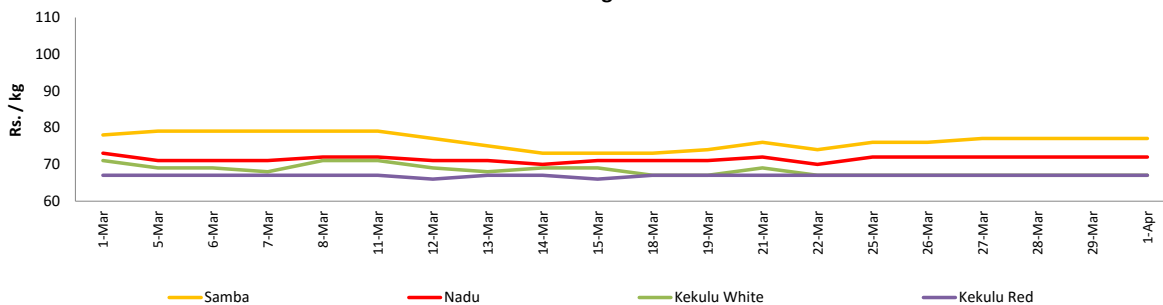
**Rice**

Item	Unit	Wholesale						Retail		
		Maradaghamula			Pettah			Pettah		
		Previous Week	2019.03.29	Today	Previous Week	2019.03.29	Today	Previous Week	2019.03.29	Today
Samba	Rs./Kg	77.00	77.00	77.00	95.00	95.00	95.00	105.00	105.00	105.00
Nadu	Rs./Kg	72.00	72.00	72.00	73.00	73.00	73.00	80.00	80.00	80.00
Kekulu White	Rs./Kg	67.00	67.00	67.00	68.00	68.00	68.00	75.00	75.00	75.00
Kekulu Red	Rs./Kg	67.00	67.00	67.00	63.00	63.00	63.00	75.00	75.00	75.00

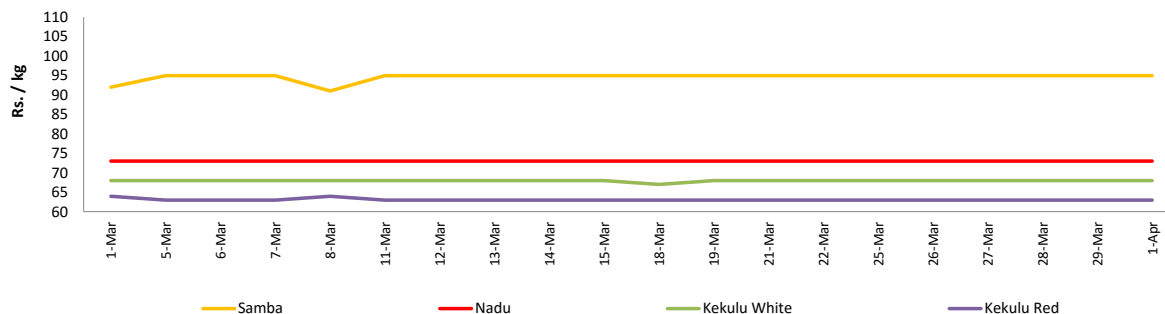
- Price increased by more than 5% compared to previous week average price.
- Price decreased by more than 5% compared to previous week average price.

**Wholesale: Daily Prices**

**Marandaghamula**

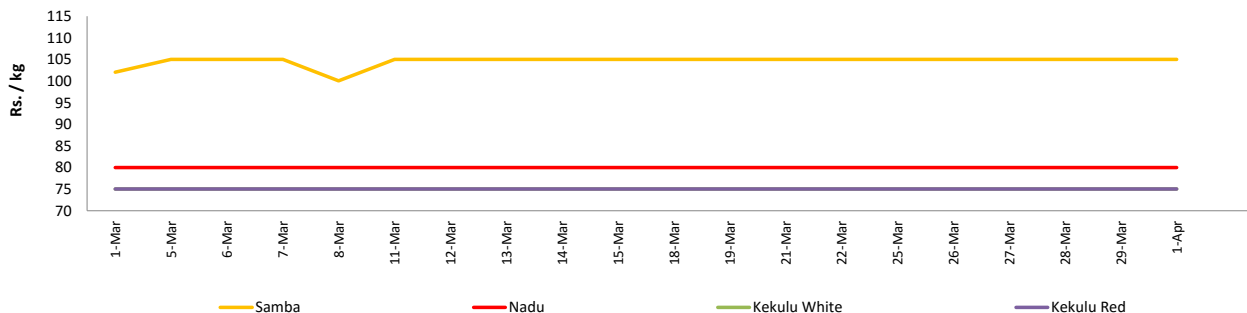


**Pettah**



**Retail: Daily Prices**

**Pettah**



## Wholesale and Retail Prices of Selected Food Commodities - 2019-04-01

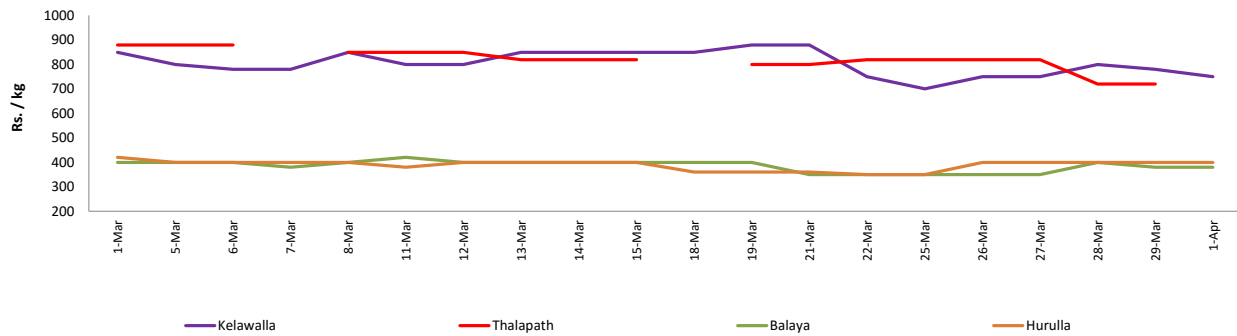
### Fish

Item	Unit	Wholesale						Retail					
		Peliyagoda			Negombo			Peliyagoda			Negombo		
		Previous Week	2019.03.29	Today	Previous Week	2019.03.29	Today	Previous Week	2019.03.29	Today	Previous Week	2019.03.29	Today
Kelawalla	Rs./Kg	460.00	480.00	450.00	544.00	540.00	520.00	756.00	780.00	750.00	864.00	900.00	860.00
Thalapath	Rs./Kg	610.00	550.00	n.a.	688.00	700.00	620.00	780.00	720.00	n.a.	950.00	920.00	900.00
Balaya	Rs./Kg	266.00	280.00	280.00	314.00	330.00	270.00	366.00	380.00	380.00	524.00	530.00	450.00
Paraw	Rs./Kg	500.00	500.00	480.00	514.00	500.00	550.00	800.00	800.00	780.00	746.00	730.00	780.00
Salaya	Rs./Kg	150.00	150.00	140.00	132.00	120.00	150.00	180.00	180.00	180.00	200.00	180.00	210.00
Hurulla	Rs./Kg	290.00	300.00	300.00	262.00	270.00	280.00	390.00	400.00	400.00	342.00	350.00	360.00

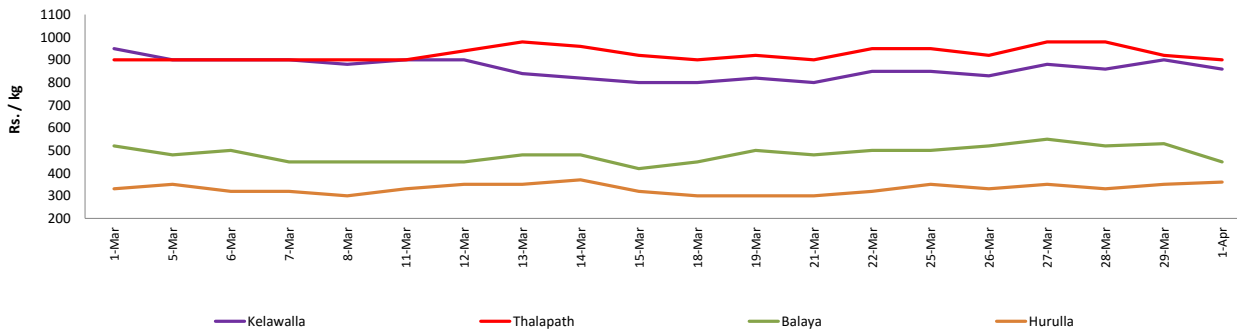
- Price increased by more than 5% compared to previous week average price.
- Price decreased by more than 5% compared to previous week average price.

### Retail: Daily Prices

#### Peliyagoda



#### Negombo



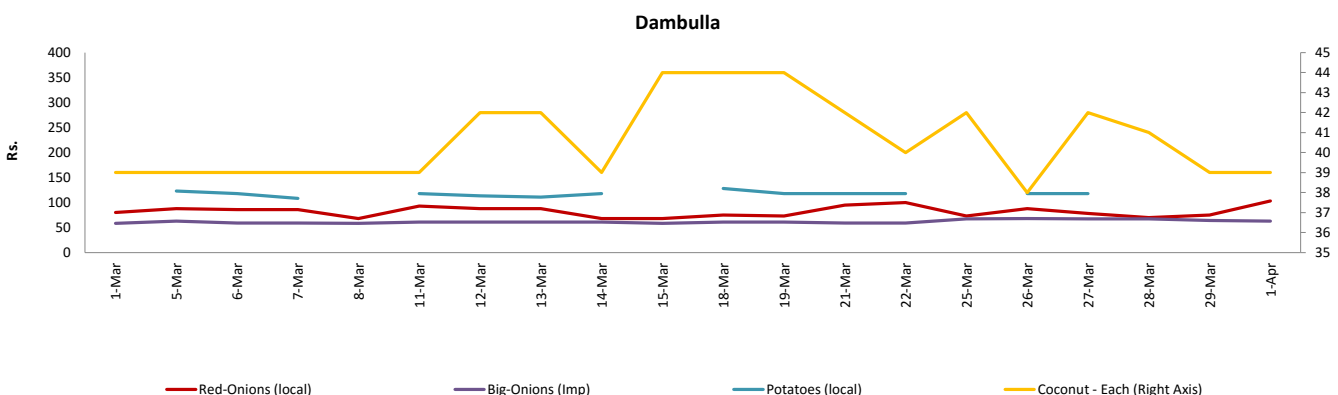
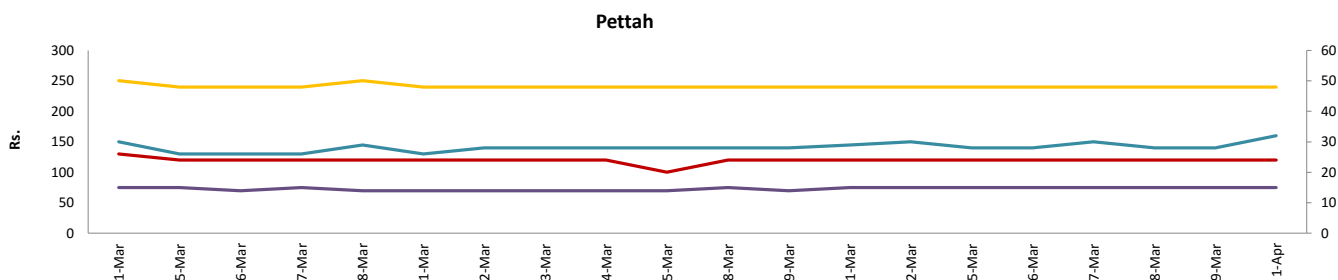
Wholesale and Retail Prices of Selected Food Commodities - 2019-04-01

Other

Item	Unit	Wholesale						Retail					
		Pettah			Dambulla			Pettah			Dambulla		
		Previous Week	2019.03.29	Today	Previous Week	2019.03.29	Today	Previous Week	2019.03.29	Today	Previous Week	2019.03.29	Today
Red-Onions (local)	Rs./Kg	90.00	90.00	100.00	66.00	65.00	93.00	120.00	120.00	120.00	77.00	75.00	103.00
Red-Onions (Imp)	Rs./Kg	88.00	88.00	110.00	n.a.	n.a.	n.a.	120.00	120.00	120.00	n.a.	n.a.	n.a.
Big-Onions (local)	Rs./Kg	n.a.	n.a.	n.a.	n.a.	n.a.	n.a.	n.a.	n.a.	n.a.	n.a.	n.a.	n.a.
Big-Onions (Imp)	Rs./Kg	51.00	51.00	58.00	57.00	54.00	53.00	75.00	75.00	75.00	67.00	64.00	63.00
Potatoes (local)	Rs./Kg	110.00	110.00	140.00	108.00	n.a.	128.00	142.00	140.00	160.00	118.00	n.a.	138.00
Potatoes (Imp)	Rs./Kg	82.00	81.00	94.00				93.00	90.00	110.00			
Dried Chillies (Imp)	Rs./Kg	280.00	280.00	260.00	268.00	268.00	258.00	330.00	330.00	320.00	278.00	278.00	268.00
Coconut	Rs./Nut	40.00	40.00	40.00	35.00	34.00	34.00	48.00	48.00	48.00	40.00	39.00	39.00
Coconut oil	Rs./Ltr	340.00	340.00	340.00				360.00	360.00	360.00			
Dhal	Rs./Kg	117.00	117.00	108.00				130.00	130.00	120.00			
Sugar	Rs./Kg	94.00	94.00	95.00				100.00	100.00	100.00			
Eggs	Rs./Each	16.50	16.50	18.00				17.50	17.50	19.00			
Katta	Rs./Kg	880.00	880.00	880.00				950.00	950.00	950.00			
Sprats	Rs./Kg	500.00	500.00	500.00				550.00	550.00	550.00			

Price increased by more than 5% compared to previous week average price.  
 Price decreased by more than 5% compared to previous week average price.

Retail: Daily Prices



\* Prices of food commodities may vary due to quality and markets among other factors.