
Daily Price Report

A Summary of Price¹ Developments - 28 March 2019



Vegetables

- o Prices of vegetable varieties **demonstrated mixed movements** in both **Pettah** and **Dambulla** markets.
- o Price of **Brinjals decreased** in **Dambulla** market due to **favourable supply** from **Kantale** and **Mahiyanganaya** areas.



Fish

- o Retail prices of most fish varieties **increased** in **Negombo** market due to **low supply** from **Southern** and **Eastern** coastal areas.



Other

- o Retail price of **Imported Potatoes decreased** in **Pettah** market due to availability of **China** varieties.

¹ Price developments are analysed compared to average prices of the previous week.



Statistics Department
Central Bank of Sri Lanka

Wholesale and Retail Prices of Selected Food Commodities - 2019-03-28

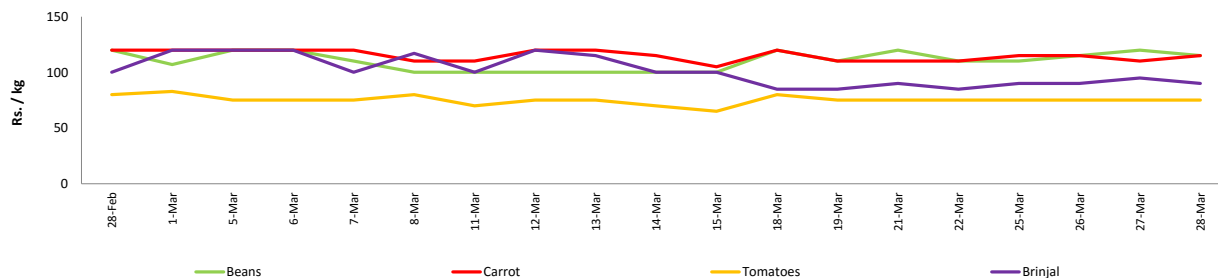
Vegetables

Item	Unit	Wholesale						Retail					
		Pettah			Dambulla			Pettah			Dambulla		
		Previous Week	Yesterday	Today	Previous Week	Yesterday	Today	Previous Week	Yesterday	Today	Previous Week	Yesterday	Today
Beans	Rs./Kg	79.00	80.00	80.00	77.00	73.00	88.00	115.00	120.00	115.00	94.00	93.00	108.00
Carrot	Rs./Kg	76.00	75.00	80.00	88.00	68.00	83.00	113.00	110.00	115.00	108.00	88.00	103.00
Cabbage	Rs./Kg	45.00	48.00	45.00	30.00	25.00	28.00	75.00	75.00	75.00	50.00	45.00	48.00
Tomatoes	Rs./Kg	48.00	45.00	45.00	27.00	33.00	31.00	76.00	75.00	75.00	47.00	53.00	51.00
Brinjal	Rs./Kg	59.00	65.00	60.00	74.00	35.00	43.00	86.00	95.00	90.00	93.00	55.00	63.00
Pumpkin	Rs./Kg	20.00	20.00	20.00	16.00	18.00	19.00	50.00	50.00	50.00	36.00	38.00	39.00
Snake gourd	Rs./Kg	69.00	70.00	65.00	38.00	38.00	43.00	114.00	100.00	95.00	57.00	58.00	63.00

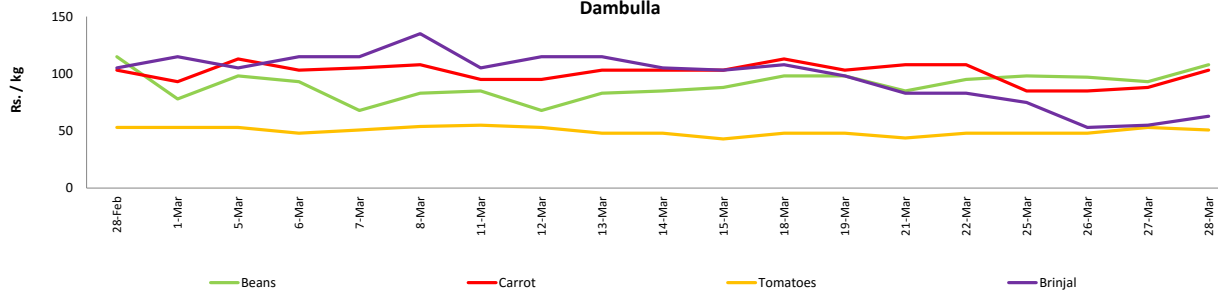
Price increased by more than 5% compared to previous week average price.
 Price decreased by more than 5% compared to previous week average price.

Retail: Daily Prices

Pettah



Dambulla

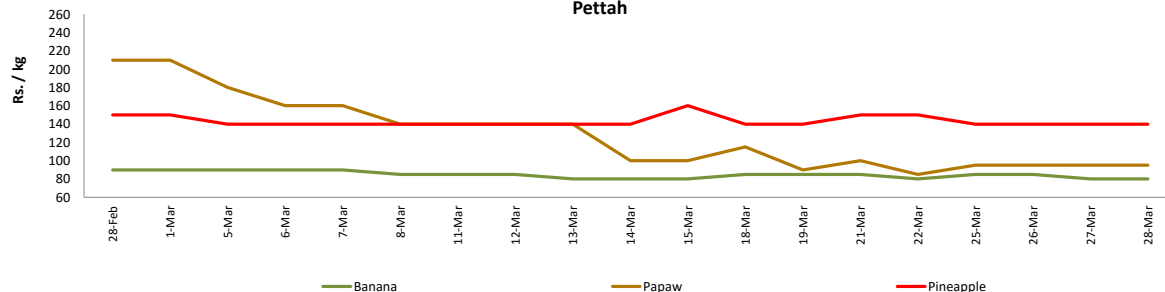


Fruits

Item	Unit	Wholesale			Retail		
		Pettah			Pettah		
		Previous Week	Yesterday	Today	Previous Week	Yesterday	Today
Banana (Sour)	Rs./Kg	51.00	50.00	45.00	84.00	80.00	80.00
Papaw	Rs./Kg	73.00	70.00	70.00	98.00	95.00	95.00
Pineapple	Rs./Kg	125.00	120.00	120.00	145.00	140.00	140.00
Apple (Imp)	Rs./Each				45.00	45.00	45.00
Orange (Imp)	Rs./Each				45.00	43.00	43.00

Price increased by more than 5% compared to previous week average price.
 Price decreased by more than 5% compared to previous week average price.

Retail: Daily Prices
Pettah



Wholesale and Retail Prices of Selected Food Commodities - 2019-03-28

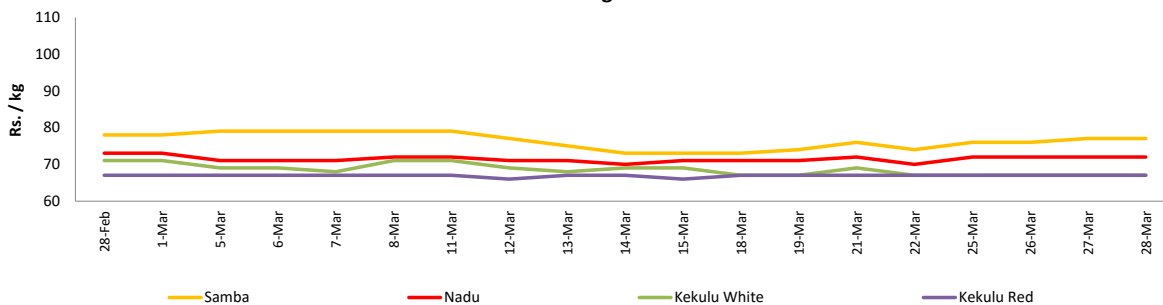
Rice

Item	Unit	Wholesale						Retail		
		Maradaghamula			Pettah			Pettah		
		Previous Week	Yesterday	Today	Previous Week	Yesterday	Today	Previous Week	Yesterday	Today
Samba	Rs./Kg	74.00	77.00	77.00	95.00	95.00	95.00	105.00	105.00	105.00
Nadu	Rs./Kg	71.00	72.00	72.00	73.00	73.00	73.00	80.00	80.00	80.00
Kekulu White	Rs./Kg	68.00	67.00	67.00	68.00	68.00	68.00	75.00	75.00	75.00
Kekulu Red	Rs./Kg	67.00	67.00	67.00	63.00	63.00	63.00	75.00	75.00	75.00

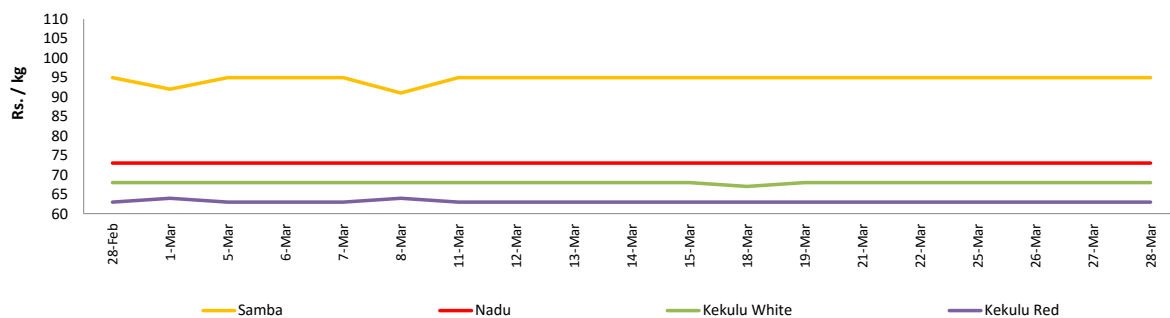
- Price increased by more than 5% compared to previous week average price.
- Price decreased by more than 5% compared to previous week average price.

Wholesale: Daily Prices

Marandaghamula

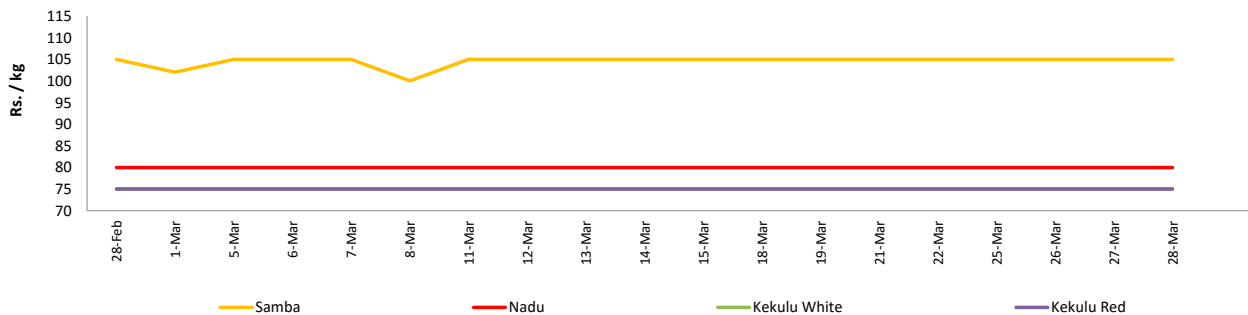


Pettah



Retail: Daily Prices

Pettah



Wholesale and Retail Prices of Selected Food Commodities - 2019-03-28

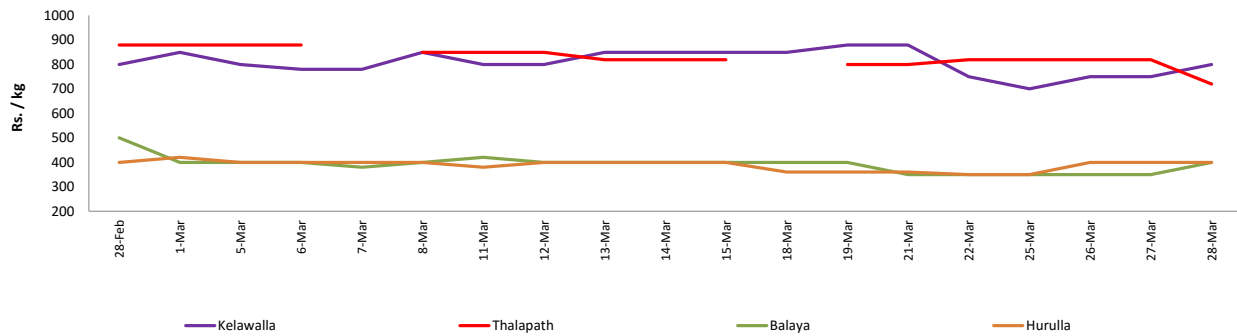
Fish

Item	Unit	Wholesale						Retail					
		Peliyagoda			Negombo			Peliyagoda			Negombo		
		Previous Week	Yesterday	Today	Previous Week	Yesterday	Today	Previous Week	Yesterday	Today	Previous Week	Yesterday	Today
Kelawalla	Rs./Kg	483.00	450.00	500.00	545.00	550.00	520.00	840.00	750.00	800.00	818.00	880.00	860.00
Thalapath	Rs./Kg	630.00	650.00	550.00	640.00	700.00	720.00	807.00	820.00	720.00	918.00	980.00	980.00
Balaya	Rs./Kg	275.00	250.00	300.00	300.00	320.00	300.00	375.00	350.00	400.00	483.00	550.00	520.00
Paraw	Rs./Kg	463.00	500.00	500.00	528.00	550.00	520.00	763.00	800.00	800.00	800.00	780.00	750.00
Salaya	Rs./Kg	138.00	150.00	150.00	133.00	140.00	130.00	190.00	180.00	180.00	195.00	210.00	200.00
Hurulla	Rs./Kg	258.00	300.00	300.00	230.00	270.00	250.00	358.00	400.00	400.00	305.00	350.00	330.00

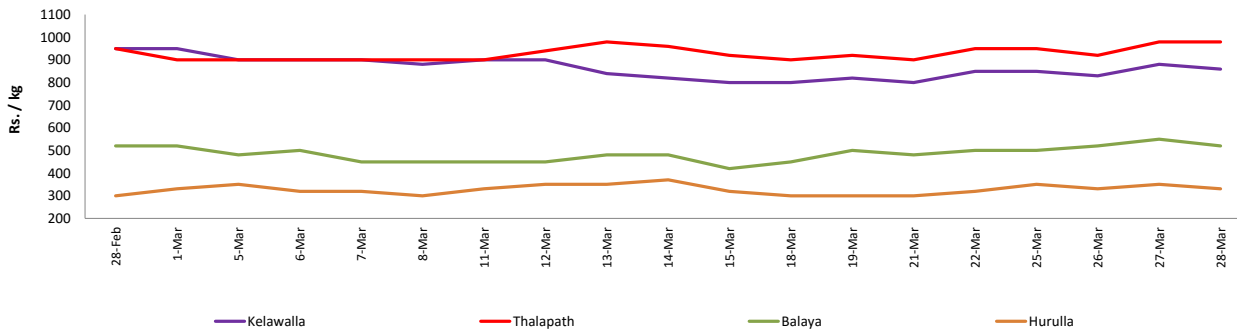
- Price increased by more than 5% compared to previous week average price.
- Price decreased by more than 5% compared to previous week average price.

Retail: Daily Prices

Peliyagoda



Negombo



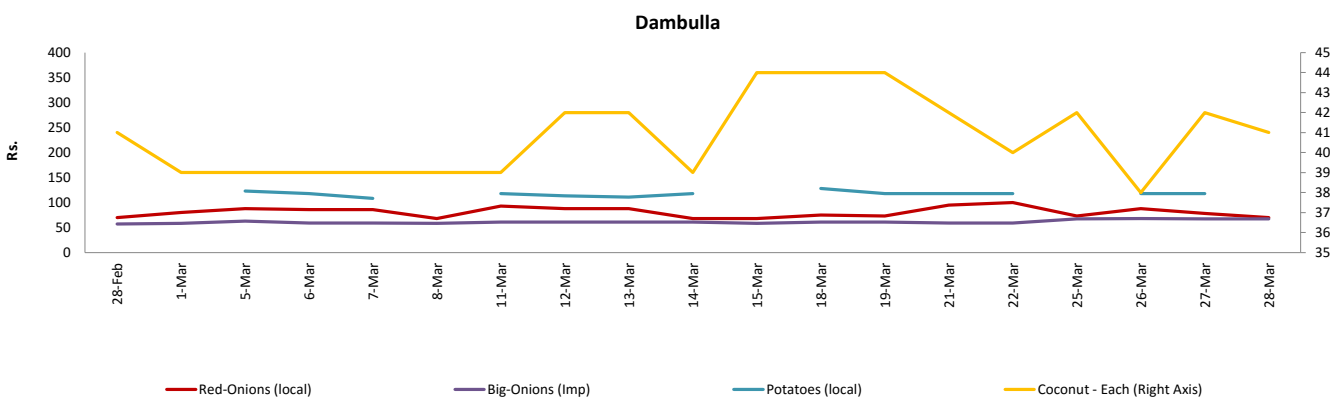
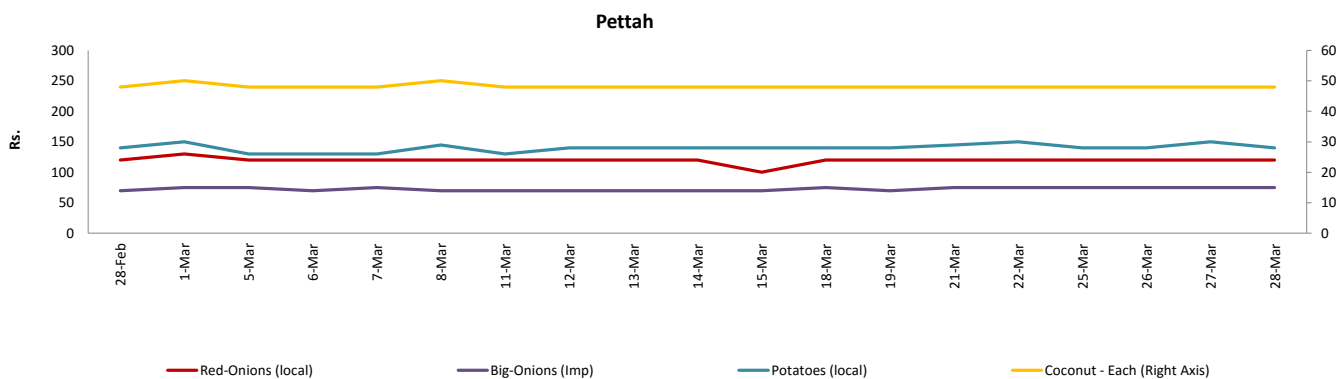
Wholesale and Retail Prices of Selected Food Commodities - 2019-03-28

Other

Item	Unit	Wholesale						Retail					
		Pettah			Dambulla			Pettah			Dambulla		
		Previous Week	Yesterday	Today	Previous Week	Yesterday	Today	Previous Week	Yesterday	Today	Previous Week	Yesterday	Today
Red-Onions (local)	Rs./Kg	85.00	90.00	90.00	72.00	68.00	60.00	120.00	120.00	120.00	86.00	78.00	70.00
Red-Onions (Imp)	Rs./Kg	83.00	90.00	88.00	n.a.	n.a.	n.a.	120.00	120.00	120.00	n.a.	n.a.	n.a.
Big-Onions (local)	Rs./Kg	n.a.	n.a.	n.a.	n.a.	n.a.	n.a.	n.a.	n.a.	n.a.	n.a.	n.a.	n.a.
Big-Onions (Imp)	Rs./Kg	53.00	51.00	51.00	50.00	57.00	57.00	74.00	75.00	75.00	60.00	67.00	67.00
Potatoes (local)	Rs./Kg	115.00	110.00	110.00	111.00	108.00	n.a.	144.00	150.00	140.00	121.00	118.00	n.a.
Potatoes (Imp)	Rs./Kg	81.00	84.00	81.00				95.00	105.00	90.00			
Dried Chillies (Imp)	Rs./Kg	280.00	280.00	280.00	264.00	268.00	268.00	330.00	330.00	330.00	274.00	278.00	278.00
Coconut	Rs./Nut	41.00	40.00	40.00	37.00	37.00	36.00	48.00	48.00	48.00	43.00	42.00	41.00
Coconut oil	Rs./Ltr	340.00	340.00	340.00				360.00	360.00	360.00			
Dhal	Rs./Kg	117.00	117.00	117.00				130.00	130.00	130.00			
Sugar	Rs./Kg	94.00	94.00	94.00				100.00	100.00	100.00			
Eggs	Rs./Each	16.50	16.50	16.50				17.50	17.50	17.50			
Katta	Rs./Kg	880.00	880.00	880.00				950.00	950.00	950.00			
Sprats	Rs./Kg	500.00	500.00	500.00				550.00	550.00	550.00			

Price increased by more than 5% compared to previous week average price.
 Price decreased by more than 5% compared to previous week average price.

Retail: Daily Prices



* Prices of food commodities may vary due to quality and markets among other factors.