

---

# Daily Price Report

A Summary of Price<sup>1</sup> Developments - 26 March 2019

---



## Vegetables

- Price of **Carrot decreased** in **Dambulla** market due to **favourable supply** from **Nuwara Eliya** area.
- Price of **Brinjals decreased** in **Dambulla market** due to **favourable supply** from **Kantale** and **Hettipola** areas.



## Fish

- Prices of small fish varieties **increased** in **Negambo** market due to **low supply** from **Eastern** coastal area.



## Other

- Price of **Coconut decreased** in **Dambulla** market due to **favourable supply** from **Galewela** and **Malsiripura** areas.

<sup>1</sup> Price developments are analysed compared to average prices of the previous week.



Statistics Department  
Central Bank of Sri Lanka

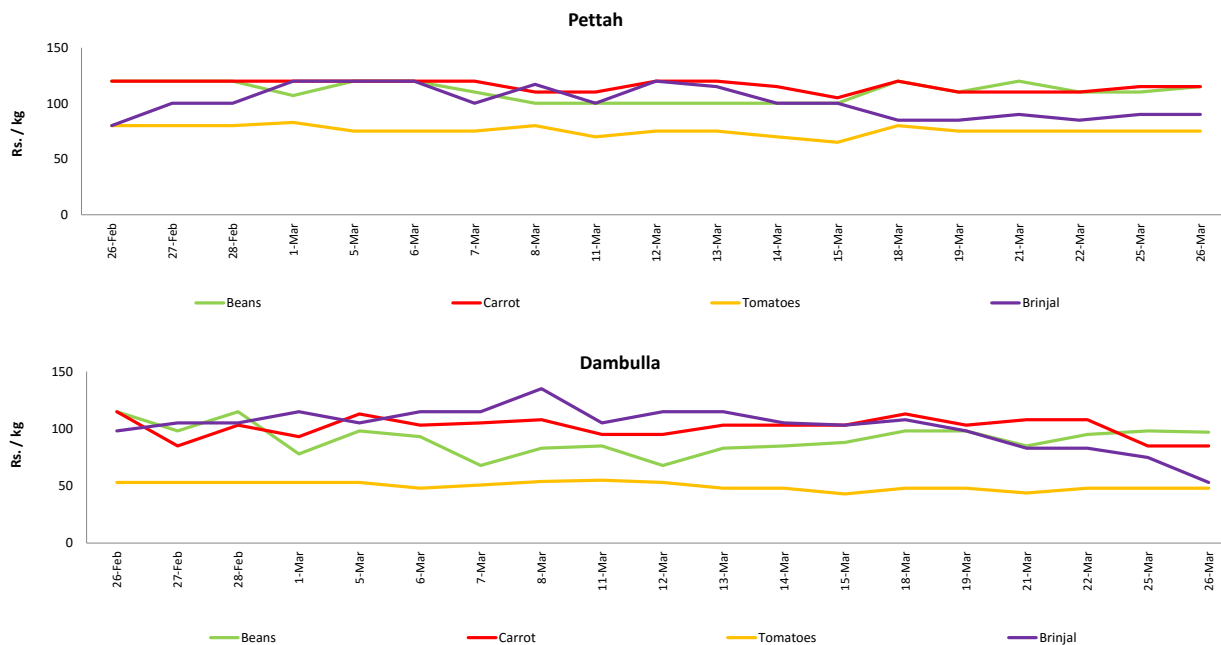
**Wholesale and Retail Prices of Selected Food Commodities - 2019-03-26**

**Vegetables**

Item	Unit	Wholesale						Retail					
		Pettah			Dambulla			Pettah			Dambulla		
		Previous Week	Yesterday	Today	Previous Week	Yesterday	Today	Previous Week	Yesterday	Today	Previous Week	Yesterday	Today
Beans	Rs./Kg	79.00	75.00	80.00	77.00	80.00	77.00	115.00	110.00	115.00	94.00	98.00	97.00
Carrot	Rs./Kg	76.00	80.00	75.00	88.00	65.00	65.00	113.00	113.00	115.00	108.00	85.00	85.00
Cabbage	Rs./Kg	45.00	45.00	45.00	30.00	25.00	31.00	75.00	75.00	75.00	50.00	45.00	51.00
Tomatoes	Rs./Kg	48.00	45.00	45.00	27.00	28.00	28.00	76.00	75.00	75.00	47.00	48.00	48.00
Brinjal	Rs./Kg	59.00	60.00	60.00	74.00	55.00	33.00	86.00	90.00	90.00	93.00	75.00	53.00
Pumpkin	Rs./Kg	20.00	20.00	20.00	16.00	13.00	9.00	50.00	50.00	50.00	36.00	33.00	29.00
Snake gourd	Rs./Kg	69.00	70.00	70.00	38.00	43.00	38.00	114.00	100.00	100.00	57.00	63.00	58.00

Price increased by more than 5% compared to previous week average price.  
 Price decreased by more than 5% compared to previous week average price.

**Retail: Daily Prices**

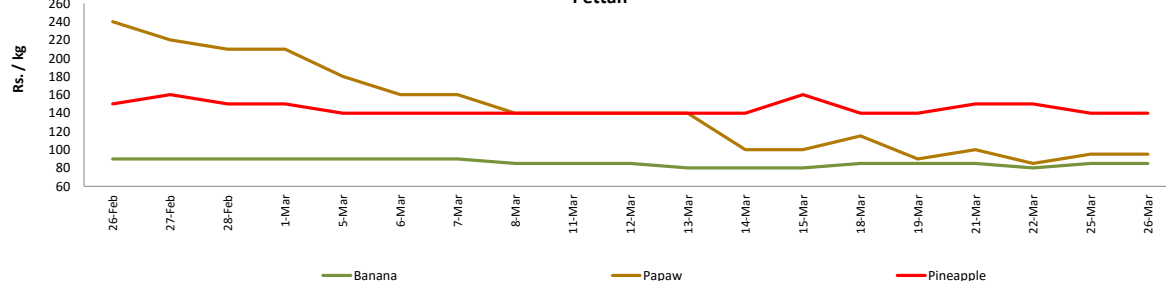


**Fruits**

Item	Unit	Wholesale			Retail		
		Pettah			Pettah		
		Previous Week	Yesterday	Today	Previous Week	Yesterday	Today
Banana (Sour)	Rs./Kg	51.00	50.00	50.00	84.00	85.00	85.00
Papaw	Rs./Kg	73.00	70.00	70.00	98.00	95.00	95.00
Pineapple	Rs./Kg	125.00	120.00	120.00	145.00	140.00	140.00
Apple (Imp)	Rs./Each				45.00	45.00	45.00
Orange (Imp)	Rs./Each				45.00	43.00	43.00

Price increased by more than 5% compared to previous week average price.  
 Price decreased by more than 5% compared to previous week average price.

**Retail: Daily Prices**



**Wholesale and Retail Prices of Selected Food Commodities - 2019-03-26**

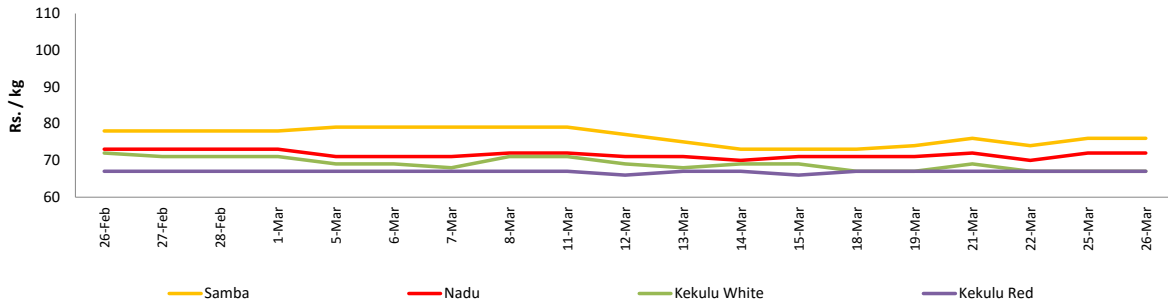
**Rice**

Item	Unit	Wholesale						Retail		
		Maradaghamula			Pettah			Pettah		
		Previous Week	Yesterday	Today	Previous Week	Yesterday	Today	Previous Week	Yesterday	Today
Samba	Rs./Kg	74.00	76.00	76.00	95.00	95.00	95.00	105.00	105.00	105.00
Nadu	Rs./Kg	71.00	72.00	72.00	73.00	73.00	73.00	80.00	80.00	80.00
Kekulu White	Rs./Kg	68.00	67.00	67.00	68.00	68.00	68.00	75.00	75.00	75.00
Kekulu Red	Rs./Kg	67.00	67.00	67.00	63.00	63.00	63.00	75.00	75.00	75.00

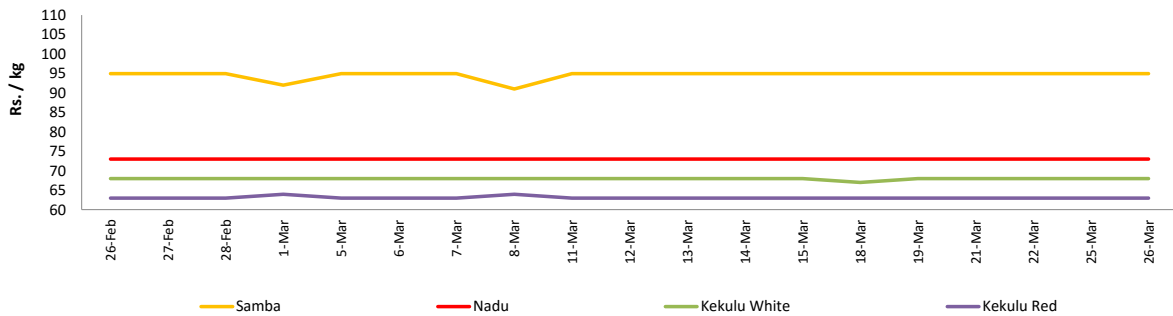
- Price increased by more than 5% compared to previous week average price.
- Price decreased by more than 5% compared to previous week average price.

**Wholesale: Daily Prices**

**Marandaghamula**

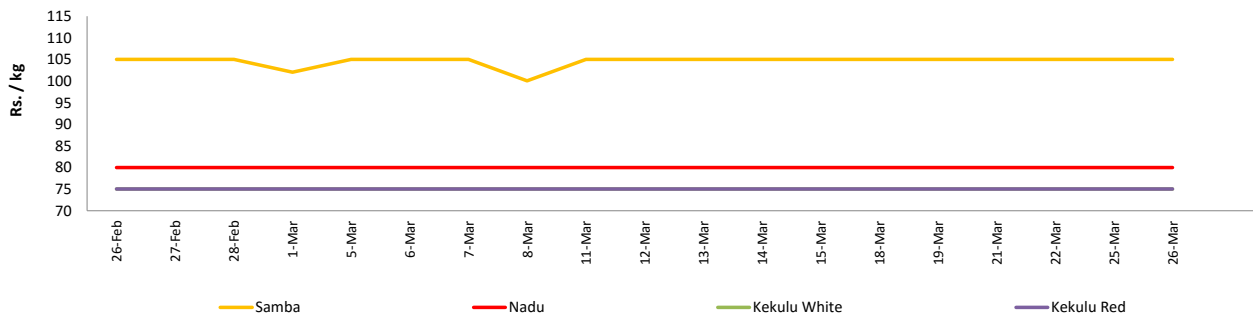


**Pettah**



**Retail: Daily Prices**

**Pettah**



## Wholesale and Retail Prices of Selected Food Commodities - 2019-03-26

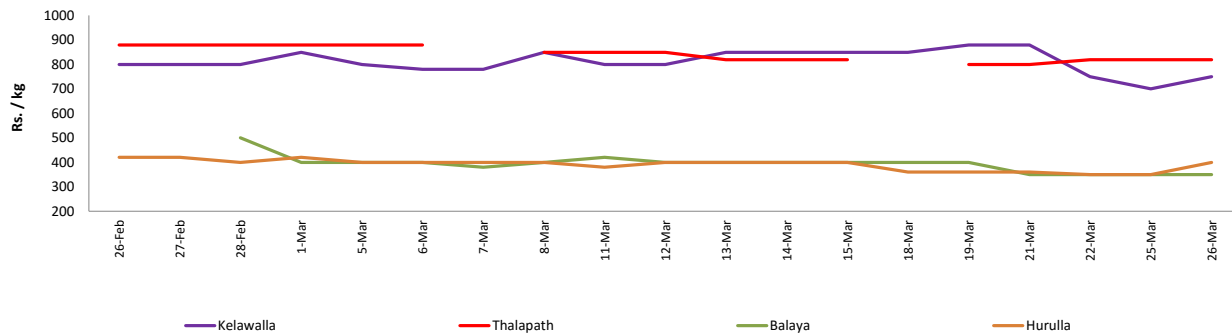
### Fish

Item	Unit	Wholesale						Retail					
		Peliyagoda			Negombo			Peliyagoda			Negombo		
		Previous Week	Yesterday	Today	Previous Week	Yesterday	Today	Previous Week	Yesterday	Today	Previous Week	Yesterday	Today
Kelawalla	Rs./Kg	483.00	420.00	450.00	545.00	580.00	530.00	840.00	700.00	750.00	818.00	850.00	830.00
Thalapath	Rs./Kg	630.00	650.00	650.00	640.00	660.00	660.00	807.00	820.00	820.00	918.00	950.00	920.00
Balaya	Rs./Kg	275.00	250.00	250.00	300.00	320.00	300.00	375.00	350.00	350.00	483.00	500.00	520.00
Paraw	Rs./Kg	463.00	500.00	500.00	528.00	480.00	520.00	763.00	800.00	800.00	800.00	750.00	720.00
Salaya	Rs./Kg	138.00	150.00	150.00	133.00	130.00	140.00	190.00	180.00	180.00	195.00	200.00	210.00
Hurulla	Rs./Kg	258.00	250.00	300.00	230.00	270.00	250.00	358.00	350.00	400.00	305.00	350.00	330.00

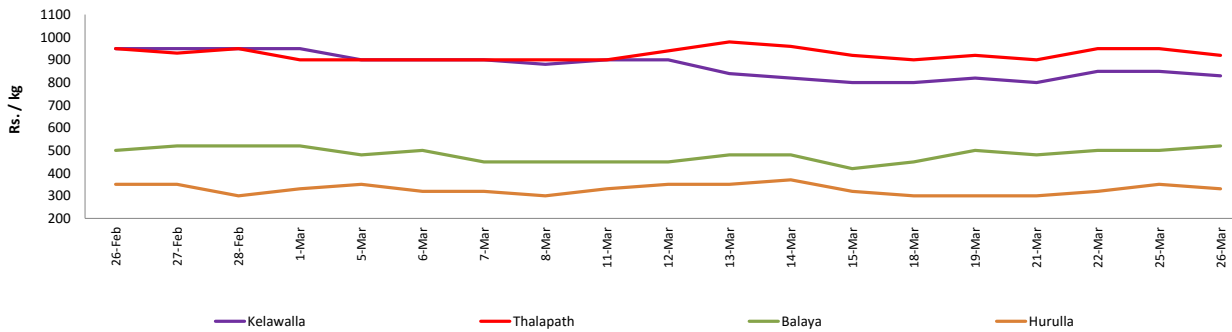
- Price increased by more than 5% compared to previous week average price.
- Price decreased by more than 5% compared to previous week average price.

### Retail: Daily Prices

#### Peliyagoda



#### Negombo



Wholesale and Retail Prices of Selected Food Commodities - 2019-03-26

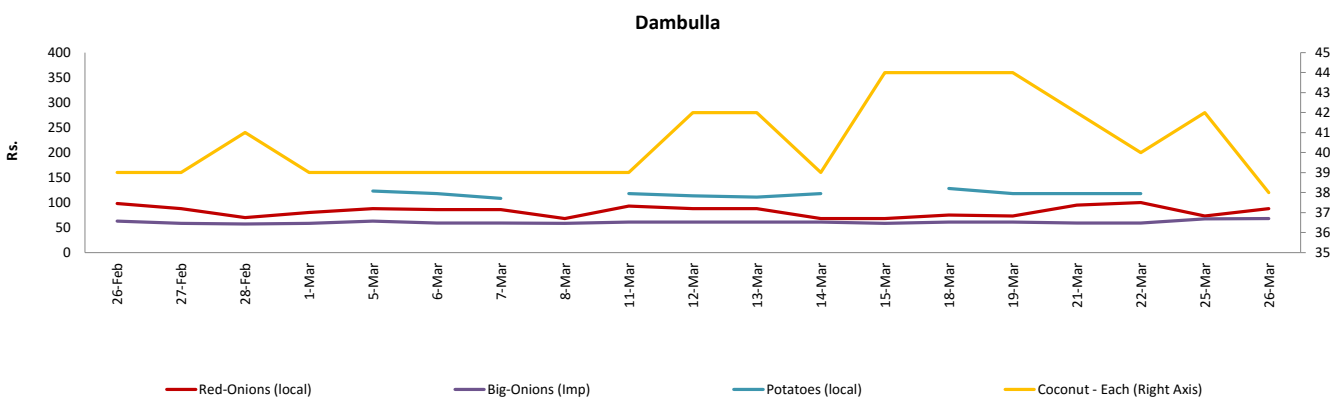
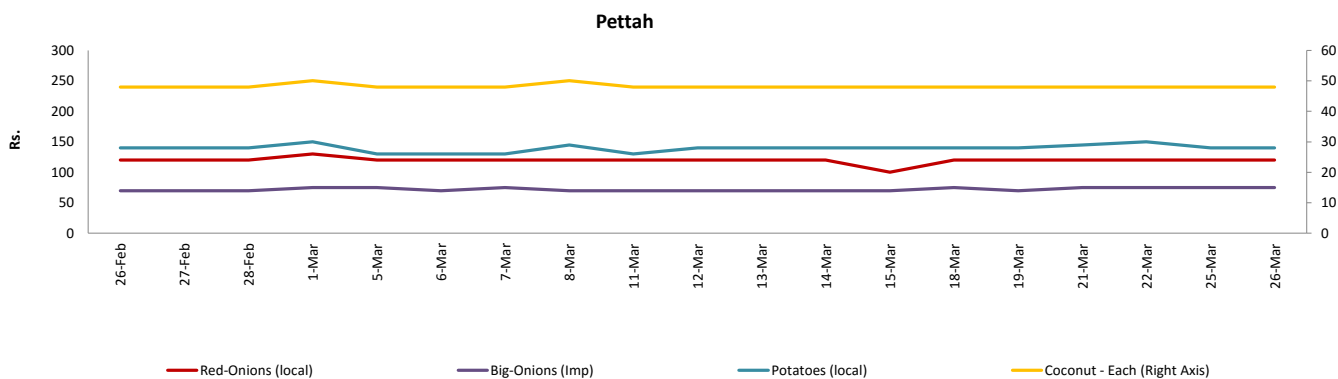
Other

Item	Unit	Wholesale						Retail					
		Pettah			Dambulla			Pettah			Dambulla		
		Previous Week	Yesterday	Today	Previous Week	Yesterday	Today	Previous Week	Yesterday	Today	Previous Week	Yesterday	Today
Red-Onions (local)	Rs./Kg	85.00	90.00	90.00	72.00	63.00	75.00	120.00	120.00	120.00	86.00	73.00	88.00
Red-Onions (Imp)	Rs./Kg	83.00	88.00	88.00	n.a.	n.a.	n.a.	120.00	120.00	120.00	n.a.	n.a.	n.a.
Big-Onions (local)	Rs./Kg	n.a.	n.a.	n.a.	n.a.	n.a.	n.a.	n.a.	n.a.	n.a.	n.a.	n.a.	n.a.
Big-Onions (Imp)	Rs./Kg	53.00	52.00	52.00	50.00	57.00	58.00	74.00	75.00	75.00	60.00	67.00	68.00
Potatoes (local)	Rs./Kg	115.00	110.00	110.00	111.00	n.a.	108.00	144.00	140.00	140.00	121.00	n.a.	118.00
Potatoes (Imp)	Rs./Kg	81.00	81.00	81.00				95.00	90.00	90.00			
Dried Chillies (Imp)	Rs./Kg	280.00	280.00	280.00	264.00	268.00	268.00	330.00	330.00	330.00	274.00	278.00	278.00
Coconut	Rs./Nut	41.00	41.00	40.00	37.00	37.00	33.00	48.00	48.00	48.00	43.00	42.00	38.00
Coconut oil	Rs./Ltr	340.00	340.00	340.00				360.00	360.00	360.00			
Dhal	Rs./Kg	117.00	117.00	117.00				130.00	130.00	130.00			
Sugar	Rs./Kg	94.00	94.00	94.00				100.00	100.00	100.00			
Eggs	Rs./Each	16.50	16.50	16.50				17.50	17.50	17.50			
Katta	Rs./Kg	880.00	880.00	880.00				950.00	950.00	950.00			
Sprats	Rs./Kg	500.00	500.00	500.00				550.00	550.00	550.00			

Price increased by more than 5% compared to previous week average price.

Price decreased by more than 5% compared to previous week average price.

Retail: Daily Prices



\* Prices of food commodities may vary due to quality and markets among other factors.