
Daily Price Report

A Summary of Price¹ Developments - 25 March 2019



Vegetables

- o Prices of most vegetable varieties **decreased** in **Dambulla** market due to **favourable supply** from **Kantale** and **Jaffna** areas.



Other

- o Price of **Local Red Onions** **decreased** in **Dambulla** market due to **favourable supply** from **Jaffna** area.

¹ Price developments are analysed compared to average prices of the previous week.



Statistics Department
Central Bank of Sri Lanka

Wholesale and Retail Prices of Selected Food Commodities - 2019-03-25

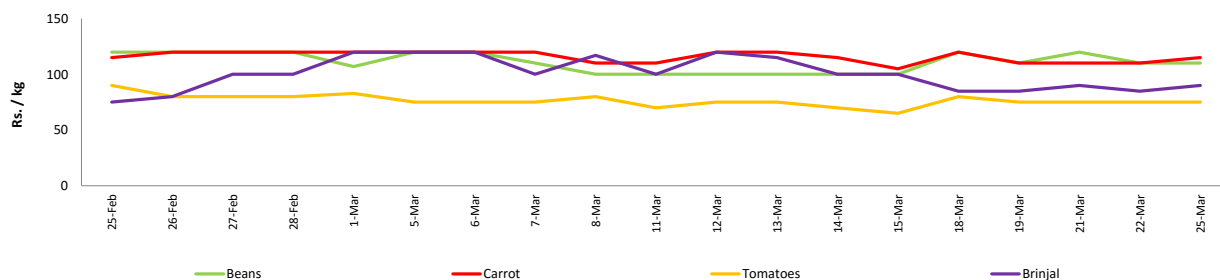
Vegetables

Item	Unit	Wholesale						Retail					
		Pettah			Dambulla			Pettah			Dambulla		
		Previous Week	2019.03.22	Today	Previous Week	2019.03.22	Today	Previous Week	2019.03.22	Today	Previous Week	2019.03.22	Today
Beans	Rs./Kg	79.00	75.00	75.00	77.00	85.00	80.00	115.00	110.00	110.00	94.00	95.00	98.00
Carrot	Rs./Kg	76.00	75.00	80.00	88.00	88.00	65.00	113.00	110.00	115.00	108.00	108.00	85.00
Cabbage	Rs./Kg	45.00	45.00	45.00	30.00	28.00	25.00	75.00	75.00	75.00	50.00	48.00	45.00
Tomatoes	Rs./Kg	48.00	45.00	45.00	27.00	28.00	28.00	76.00	75.00	75.00	47.00	48.00	48.00
Brinjal	Rs./Kg	59.00	60.00	60.00	74.00	65.00	55.00	86.00	85.00	90.00	93.00	83.00	75.00
Pumpkin	Rs./Kg	20.00	20.00	20.00	16.00	9.00	13.00	50.00	50.00	50.00	36.00	29.00	33.00
Snake gourd	Rs./Kg	69.00	80.00	70.00	38.00	41.00	43.00	114.00	120.00	100.00	57.00	58.00	63.00

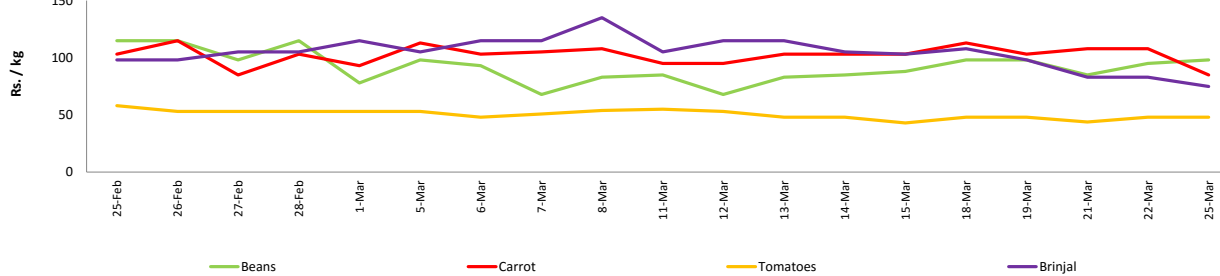
Price increased by more than 5% compared to previous week average price.
 Price decreased by more than 5% compared to previous week average price.

Retail: Daily Prices

Pettah



Dambulla

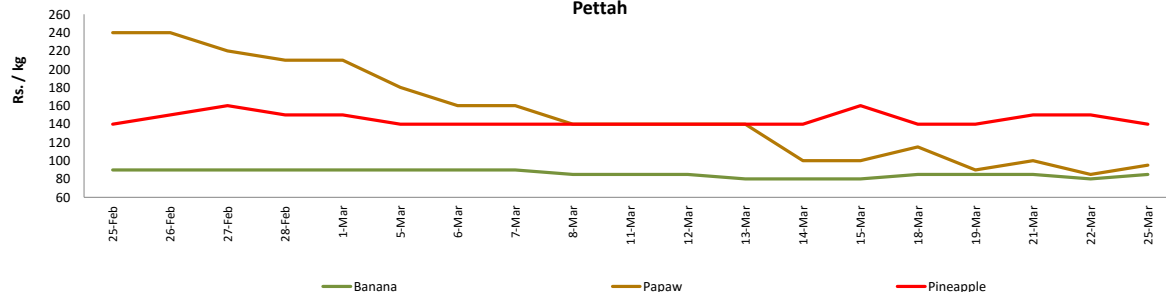


Fruits

Item	Unit	Wholesale			Retail		
		Pettah			Pettah		
		Previous Week	2019.03.22	Today	Previous Week	2019.03.22	Today
Banana (Sour)	Rs./Kg	51.00	50.00	50.00	84.00	80.00	85.00
Papaw	Rs./Kg	73.00	65.00	70.00	98.00	85.00	95.00
Pineapple	Rs./Kg	125.00	130.00	120.00	145.00	150.00	140.00
Apple (Imp)	Rs./Each				45.00	45.00	45.00
Orange (Imp)	Rs./Each				45.00	45.00	43.00

Price increased by more than 5% compared to previous week average price.
 Price decreased by more than 5% compared to previous week average price.

Retail: Daily Prices
Pettah



Wholesale and Retail Prices of Selected Food Commodities - 2019-03-25

Rice

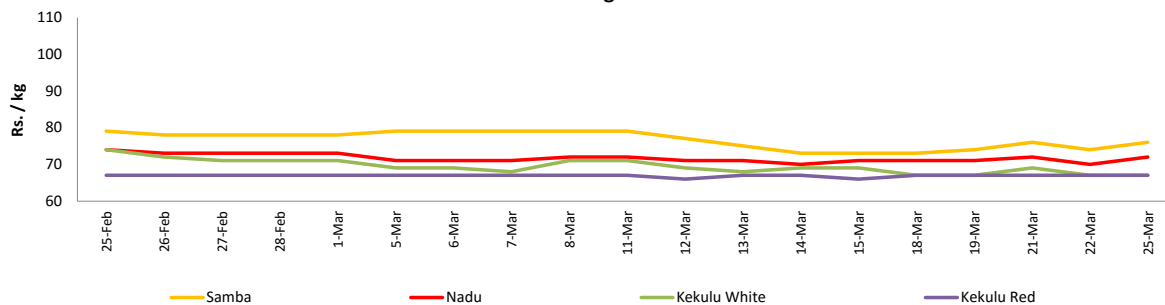
Item	Unit	Wholesale						Retail		
		Maradaghamula			Pettah			Pettah		
		Previous Week	2019.03.22	Today	Previous Week	2019.03.22	Today	Previous Week	2019.03.22	Today
Samba	Rs./Kg	74.00	74.00	76.00	95.00	95.00	95.00	105.00	105.00	105.00
Nadu	Rs./Kg	71.00	70.00	72.00	73.00	73.00	73.00	80.00	80.00	80.00
Kekulu White	Rs./Kg	68.00	67.00	67.00	68.00	68.00	68.00	75.00	75.00	75.00
Kekulu Red	Rs./Kg	67.00	67.00	67.00	63.00	63.00	63.00	75.00	75.00	75.00

Price increased by more than 5% compared to previous week average price.

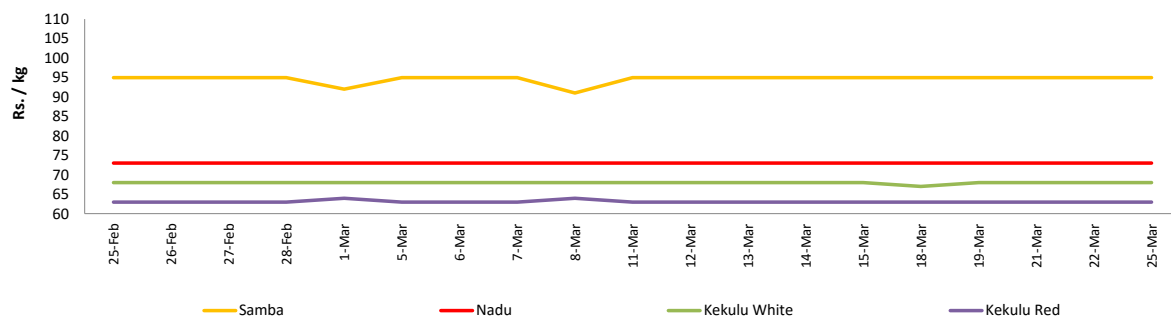
Price decreased by more than 5% compared to previous week average price.

Wholesale: Daily Prices

Marandaghamula

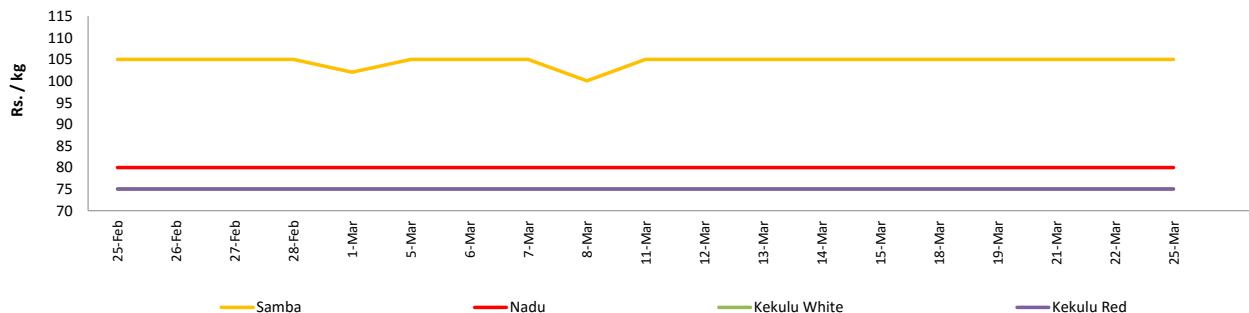


Pettah



Retail: Daily Prices

Pettah



Wholesale and Retail Prices of Selected Food Commodities - 2019-03-25

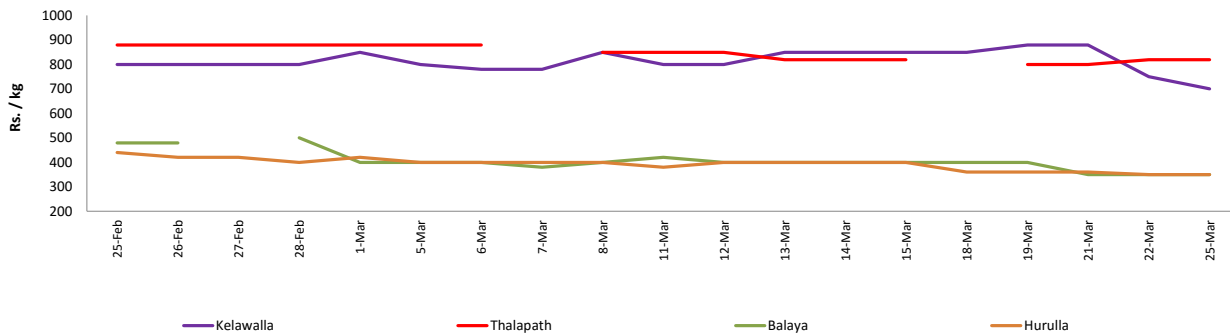
Fish

Item	Unit	Wholesale						Retail					
		Peliyagoda			Negombo			Peliyagoda			Negombo		
		Previous Week	2019.03.22	Today	Previous Week	2019.03.22	Today	Previous Week	2019.03.22	Today	Previous Week	2019.03.22	Today
Kelawalla	Rs./Kg	483.00	450.00	420.00	545.00	580.00	580.00	840.00	750.00	700.00	818.00	850.00	850.00
Thalapath	Rs./Kg	630.00	650.00	650.00	640.00	660.00	660.00	807.00	820.00	820.00	918.00	950.00	950.00
Balaya	Rs./Kg	275.00	250.00	250.00	300.00	320.00	320.00	375.00	350.00	350.00	483.00	500.00	500.00
Paraw	Rs./Kg	463.00	450.00	500.00	528.00	530.00	480.00	763.00	750.00	800.00	800.00	800.00	750.00
Salaya	Rs./Kg	138.00	130.00	150.00	133.00	150.00	130.00	190.00	180.00	180.00	195.00	220.00	200.00
Hurulla	Rs./Kg	258.00	250.00	250.00	230.00	260.00	270.00	358.00	350.00	350.00	305.00	320.00	350.00

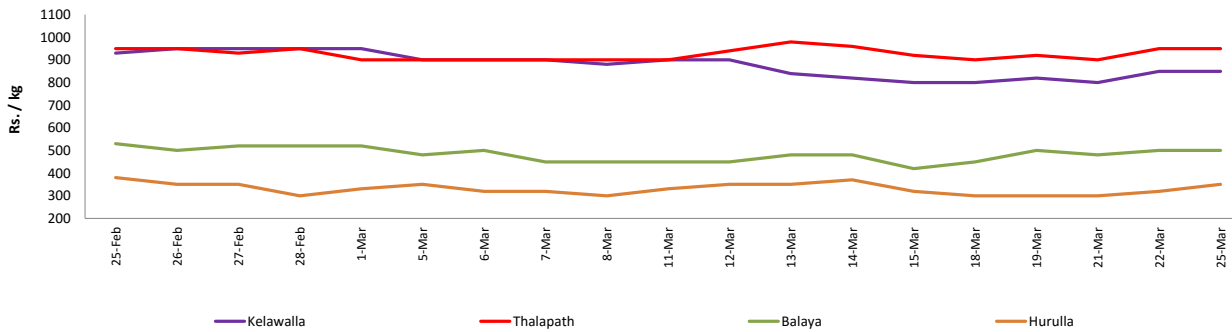
- Price increased by more than 5% compared to previous week average price.
- Price decreased by more than 5% compared to previous week average price.

Retail: Daily Prices

Peliyagoda



Negombo



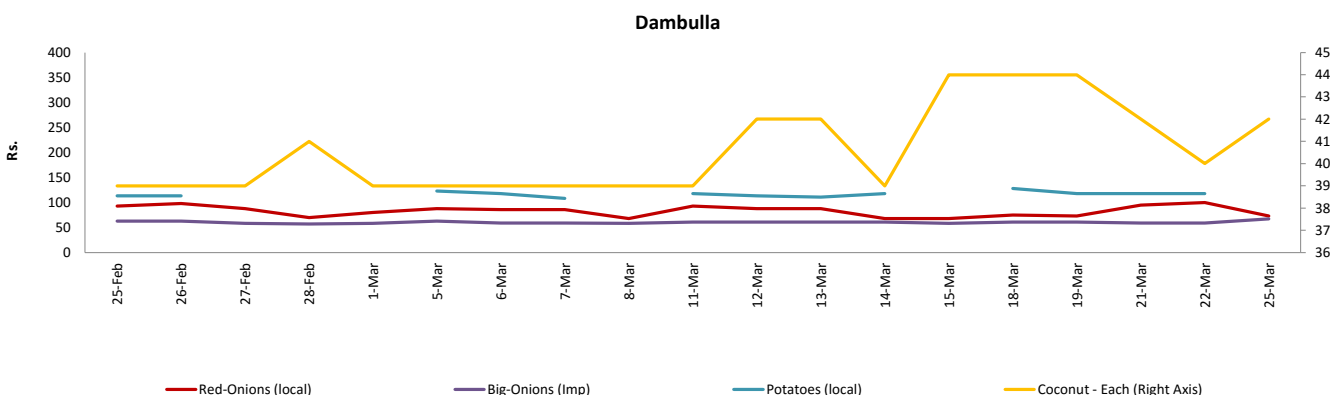
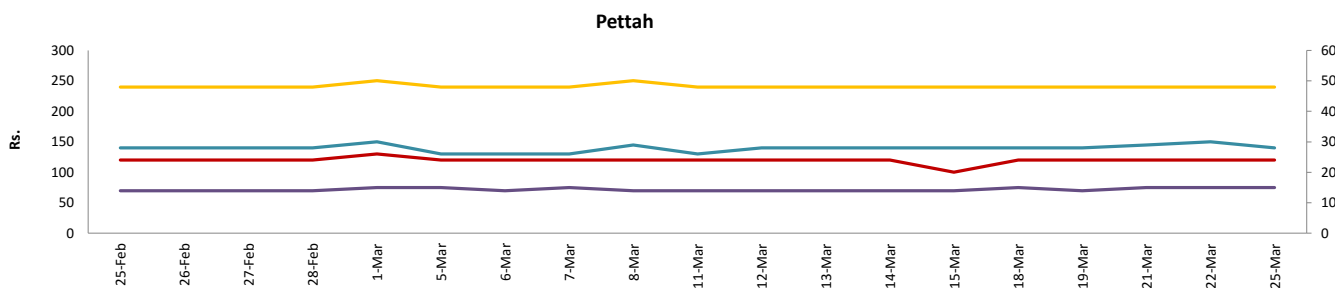
Wholesale and Retail Prices of Selected Food Commodities - 2019-03-25

Other

Item	Unit	Wholesale						Retail					
		Pettah			Dambulla			Pettah			Dambulla		
		Previous Week	2019.03.22	Today	Previous Week	2019.03.22	Today	Previous Week	2019.03.22	Today	Previous Week	2019.03.22	Today
Red-Onions (local)	Rs./Kg	85.00	90.00	90.00	72.00	83.00	63.00	120.00	120.00	120.00	86.00	100.00	73.00
Red-Onions (Imp)	Rs./Kg	83.00	85.00	88.00	n.a.	n.a.	n.a.	120.00	120.00	120.00	n.a.	n.a.	n.a.
Big-Onions (local)	Rs./Kg	n.a.	n.a.	n.a.	n.a.	n.a.	n.a.	n.a.	n.a.	n.a.	n.a.	n.a.	n.a.
Big-Onions (Imp)	Rs./Kg	53.00	52.00	52.00	50.00	49.00	57.00	74.00	75.00	75.00	60.00	59.00	67.00
Potatoes (local)	Rs./Kg	115.00	120.00	110.00	111.00	108.00	n.a.	144.00	150.00	140.00	121.00	118.00	n.a.
Potatoes (Imp)	Rs./Kg	81.00	80.00	81.00				95.00	95.00	90.00			
Dried Chillies (Imp)	Rs./Kg	280.00	280.00	280.00	264.00	278.00	268.00	330.00	330.00	330.00	274.00	288.00	278.00
Coconut	Rs./Nut	41.00	41.00	41.00	37.00	34.00	37.00	48.00	48.00	48.00	43.00	40.00	42.00
Coconut oil	Rs./Ltr	340.00	340.00	340.00				360.00	360.00	360.00			
Dhal	Rs./Kg	117.00	117.00	117.00				130.00	130.00	130.00			
Sugar	Rs./Kg	94.00	94.00	94.00				100.00	100.00	100.00			
Eggs	Rs./Each	16.50	16.50	16.50				17.50	17.50	17.50			
Katta	Rs./Kg	880.00	880.00	880.00				950.00	950.00	950.00			
Sprats	Rs./Kg	500.00	500.00	500.00				550.00	550.00	550.00			

Price increased by more than 5% compared to previous week average price.
 Price decreased by more than 5% compared to previous week average price.

Retail: Daily Prices



* Prices of food commodities may vary due to quality and markets among other factors.