

---

# Daily Price Report

A Summary of Price<sup>1</sup> Developments - 21 March 2019

---



## Vegetables

- o Price of **Beans increased** in **Pettah** market due to **low supply** from **Kandy** area.



## Fruits

- o Price of **Pineapple increased** due to **low supply** from **Gampaha** area.



## Other

- o Price of **Local Potatoes increased** in **Pettah** market due to **low supply** from **Welimada** area.

<sup>1</sup> Price developments are analysed compared to average prices of the previous week.



Statistics Department  
Central Bank of Sri Lanka

## Wholesale and Retail Prices of Selected Food Commodities - 2019-03-21

### Vegetables

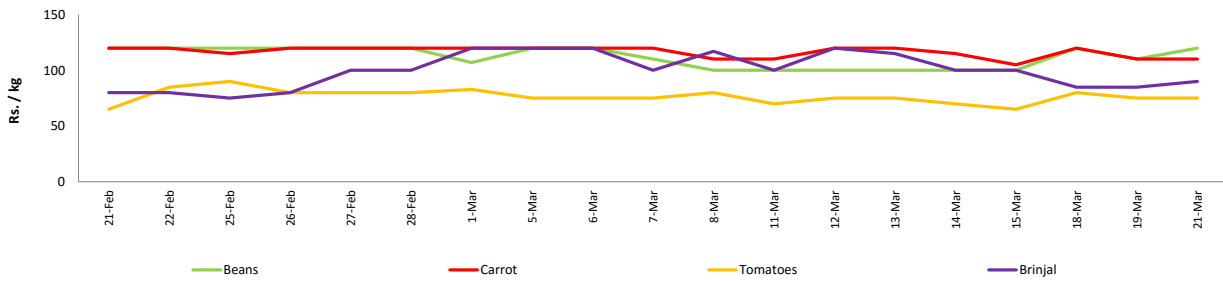
Item	Unit	Wholesale						Retail					
		Pettah			Dambulla			Pettah			Dambulla		
		Previous Week	2019.03.19	Today	Previous Week	2019.03.19	Today	Previous Week	2019.03.19	Today	Previous Week	2019.03.19	Today
Beans	Rs./Kg	69.00	75.00	85.00	62.00	78.00	65.00	100.00	110.00	120.00	82.00	98.00	85.00
Carrot	Rs./Kg	80.00	75.00	75.00	80.00	83.00	88.00	114.00	110.00	110.00	100.00	103.00	108.00
Cabbage	Rs./Kg	43.00	45.00	45.00	31.00	34.00	28.00	70.00	75.00	75.00	51.00	54.00	48.00
Tomatoes	Rs./Kg	37.00	50.00	45.00	29.00	28.00	24.00	71.00	75.00	75.00	49.00	48.00	44.00
Brinjal	Rs./Kg	74.00	60.00	55.00	89.00	78.00	63.00	107.00	85.00	90.00	109.00	98.00	83.00
Pumpkin	Rs./Kg	20.00	20.00	20.00	12.00	18.00	15.00	49.00	50.00	50.00	32.00	38.00	35.00
Snake gourd	Rs./Kg	53.00	65.00	65.00	38.00	40.00	33.00	90.00	105.00	115.00	58.00	60.00	53.00

Price increased by more than 5% compared to previous week average price.

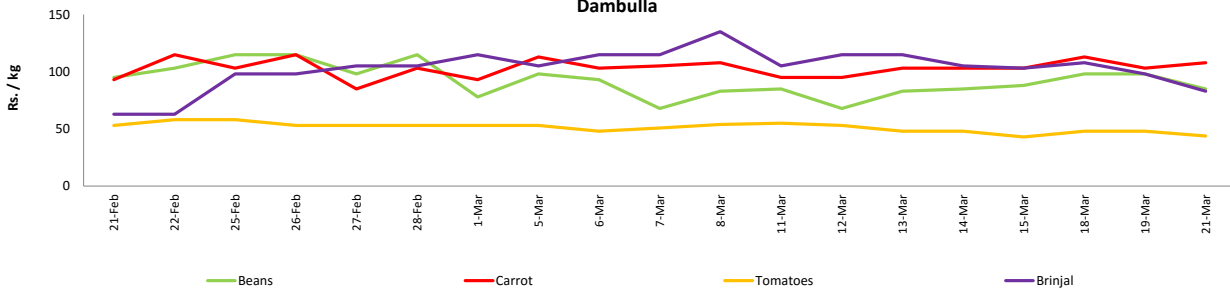
Price decreased by more than 5% compared to previous week average price.

### Retail: Daily Prices

#### Pettah



#### Dambulla



### Fruits

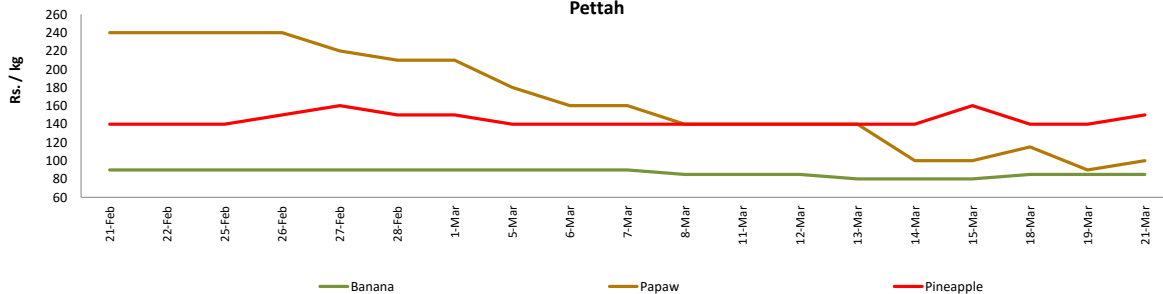
Item	Unit	Wholesale			Retail		
		Pettah			Pettah		
		Previous Week	2019.03.19	Today	Previous Week	2019.03.19	Today
Banana (Sour)	Rs./Kg	55.00	50.00	55.00	82.00	85.00	85.00
Papaw	Rs./Kg	98.00	70.00	75.00	124.00	90.00	100.00
Pineapple	Rs./Kg	122.00	120.00	130.00	144.00	140.00	150.00
Apple (Imp)	Rs./Each				45.00	45.00	45.00
Orange (Imp)	Rs./Each				43.00	45.00	45.00

Price increased by more than 5% compared to previous week average price.

Price decreased by more than 5% compared to previous week average price.

### Retail: Daily Prices

#### Pettah



**Wholesale and Retail Prices of Selected Food Commodities - 2019-03-21**

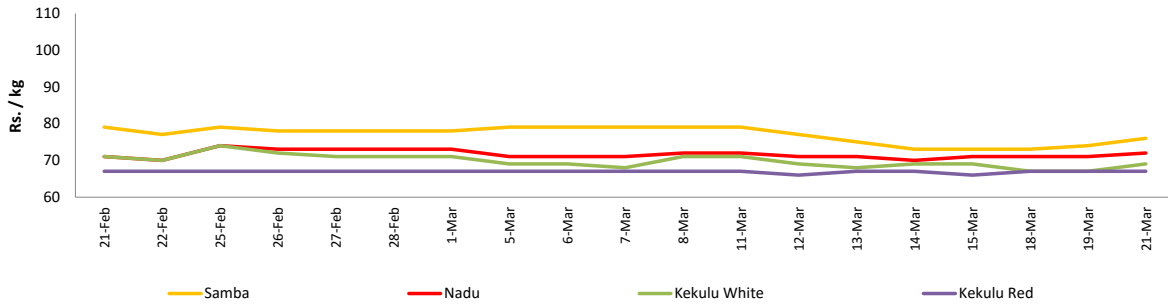
**Rice**

Item	Unit	Wholesale						Retail		
		Maradaghamula			Pettah			Pettah		
		Previous Week	2019.03.19	Today	Previous Week	2019.03.19	Today	Previous Week	2019.03.19	Today
Samba	Rs./Kg	75.00	74.00	76.00	95.00	95.00	95.00	105.00	105.00	105.00
Nadu	Rs./Kg	71.00	71.00	72.00	73.00	73.00	73.00	80.00	80.00	80.00
Kekulu White	Rs./Kg	69.00	67.00	69.00	68.00	68.00	68.00	75.00	75.00	75.00
Kekulu Red	Rs./Kg	67.00	67.00	67.00	63.00	63.00	63.00	75.00	75.00	75.00

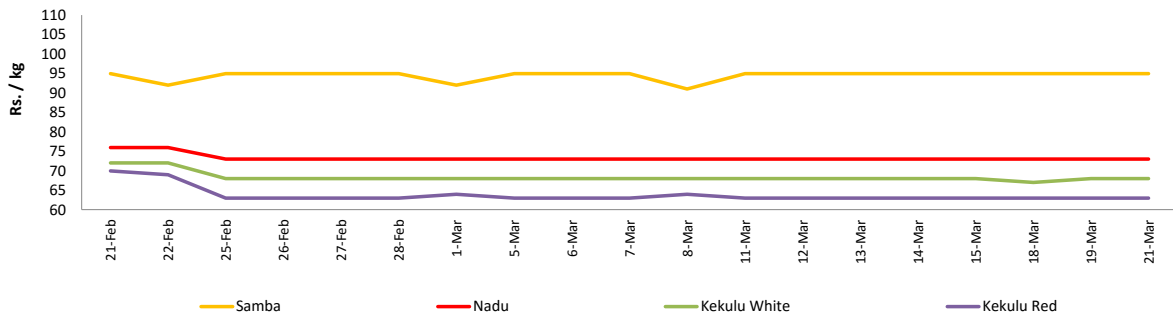
- Price increased by more than 5% compared to previous week average price.
- Price decreased by more than 5% compared to previous week average price.

**Wholesale: Daily Prices**

**Marandaghamula**

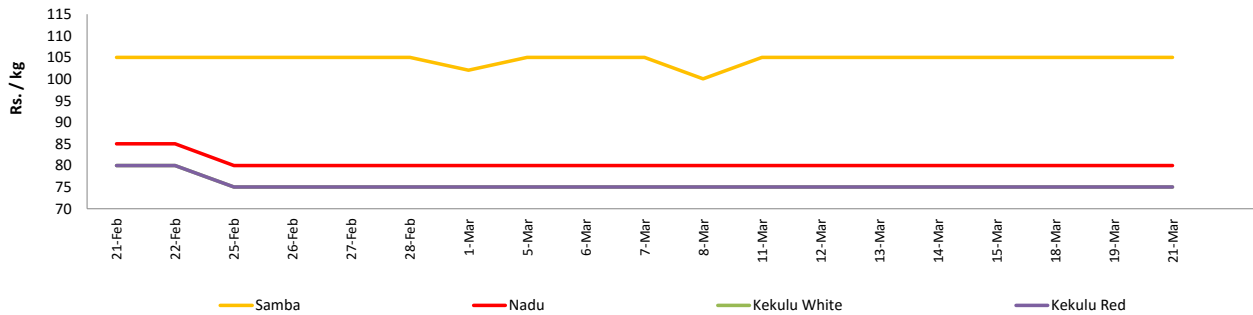


**Pettah**



**Retail: Daily Prices**

**Pettah**



## Wholesale and Retail Prices of Selected Food Commodities - 2019-03-21

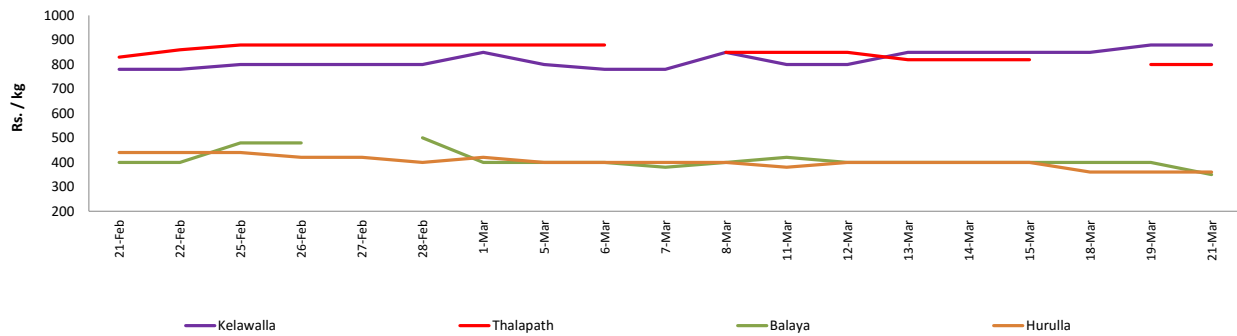
### Fish

Item	Unit	Wholesale						Retail					
		Peliyagoda			Negombo			Peliyagoda			Negombo		
		Previous Week	2019.03.19	Today	Previous Week	2019.03.19	Today	Previous Week	2019.03.19	Today	Previous Week	2019.03.19	Today
Kelawalla	Rs./Kg	468.00	500.00	500.00	556.00	550.00	530.00	830.00	880.00	880.00	852.00	820.00	800.00
Thalapath	Rs./Kg	662.00	620.00	620.00	656.00	650.00	650.00	832.00	800.00	800.00	940.00	920.00	900.00
Balaya	Rs./Kg	304.00	300.00	250.00	320.00	300.00	300.00	404.00	400.00	350.00	456.00	500.00	480.00
Paraw	Rs./Kg	504.00	450.00	450.00	536.00	530.00	550.00	804.00	750.00	750.00	846.00	800.00	820.00
Salaya	Rs./Kg	114.00	150.00	150.00	138.00	140.00	120.00	158.00	200.00	200.00	210.00	200.00	180.00
Hurulla	Rs./Kg	296.00	260.00	260.00	252.00	230.00	200.00	396.00	360.00	360.00	344.00	300.00	300.00

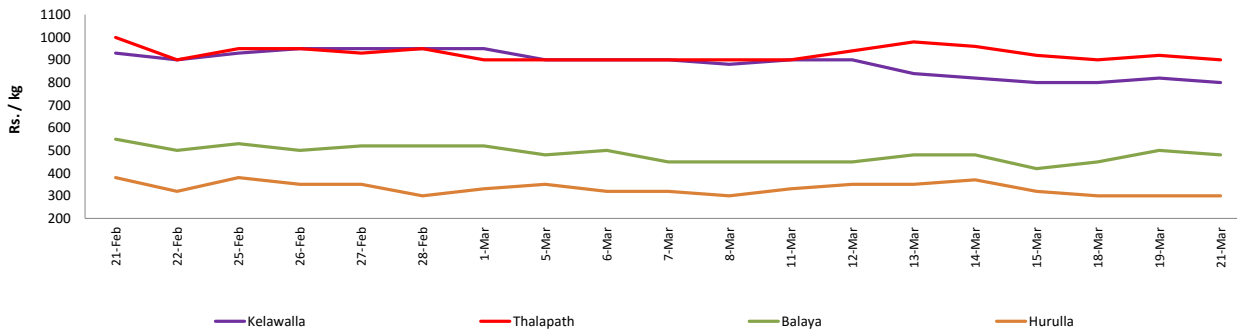
- Price increased by more than 5% compared to previous week average price.
- Price decreased by more than 5% compared to previous week average price.

### Retail: Daily Prices

#### Peliyagoda



#### Negombo



# Wholesale and Retail Prices of Selected Food Commodities - 2019-03-21

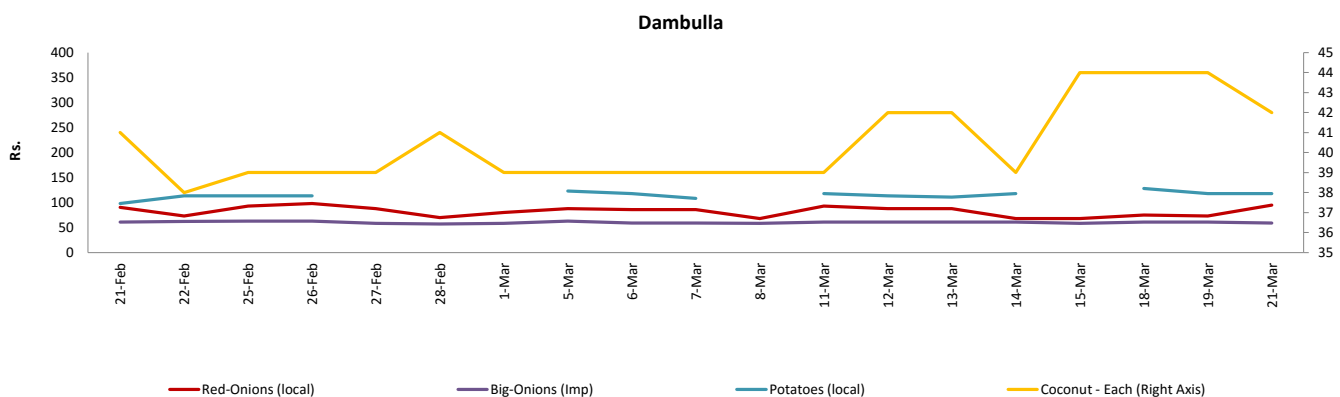
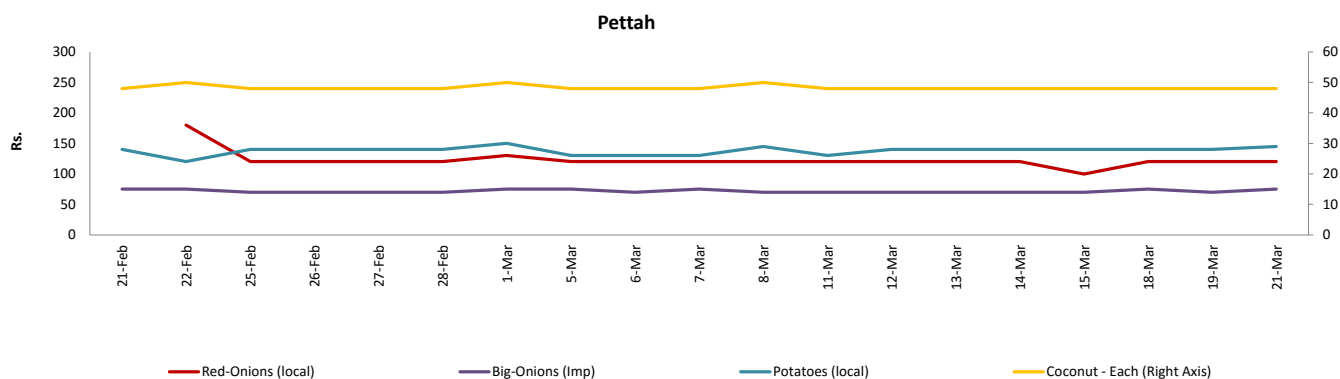
## Other

Item	Unit	Wholesale						Retail					
		Pettah			Dambulla			Pettah			Dambulla		
		Previous Week	2019.03.19	Today	Previous Week	2019.03.19	Today	Previous Week	2019.03.19	Today	Previous Week	2019.03.19	Today
Red-Onions (local)	Rs./Kg	86.00	80.00	90.00	71.00	63.00	75.00	116.00	120.00	120.00	81.00	73.00	95.00
Red-Onions (Imp)	Rs./Kg	105.00	80.00	85.00	n.a.	n.a.	n.a.	140.00	120.00	120.00	n.a.	n.a.	n.a.
Big-Onions (local)	Rs./Kg	n.a.	n.a.	n.a.	n.a.	n.a.	n.a.	n.a.	n.a.	n.a.	n.a.	n.a.	n.a.
Big-Onions (Imp)	Rs./Kg	52.00	52.00	52.00	50.00	51.00	49.00	70.00	70.00	75.00	60.00	61.00	59.00
Potatoes (local)	Rs./Kg	108.00	110.00	120.00	106.00	108.00	108.00	138.00	140.00	145.00	115.00	118.00	118.00
Potatoes (Imp)	Rs./Kg	82.00	82.00	82.00				95.00	95.00	95.00			
Dried Chillies (Imp)	Rs./Kg	280.00	280.00	280.00	261.00	263.00	258.00	330.00	330.00	330.00	271.00	273.00	268.00
Coconut	Rs./Nut	42.00	41.00	41.00	36.00	39.00	37.00	48.00	48.00	48.00	41.00	44.00	42.00
Coconut oil	Rs./Ltr	340.00	340.00	340.00				360.00	360.00	360.00			
Dhal	Rs./Kg	117.00	117.00	117.00				130.00	130.00	130.00			
Sugar	Rs./Kg	94.00	94.00	94.00				100.00	100.00	100.00			
Eggs	Rs./Each	16.50	16.50	16.50				17.50	17.50	17.50			
Katta	Rs./Kg	880.00	880.00	880.00				950.00	950.00	950.00			
Sprats	Rs./Kg	500.00	500.00	500.00				550.00	550.00	550.00			

Price increased by more than 5% compared to previous week average price.

Price decreased by more than 5% compared to previous week average price.

### Retail: Daily Prices



\* Prices of food commodities may vary due to quality and markets among other factors.