
Daily Price Report

A Summary of Price¹ Developments - 18 March 2019



Vegetables

- Price of **Beans increased** in both **Pettah** and **Dambulla** markets due to **low supply** from **Nuwara Eliya** area.
- Price of **Snake gourd increased** in **Pettah** market due to **low supply** from **Puttalam** area.



Fish

- Prices of **fish varieties decreased** in **Negombo** market due to **favourable supply** from **Southern, Northern** and **Eastern** coastal areas.



Other

- Price of **Imported Red Onions decreased** in **Pettah** market due to availability of **low quality** varieties.

¹ Price developments are analysed compared to average prices of the previous week.



Statistics Department
Central Bank of Sri Lanka

Wholesale and Retail Prices of Selected Food Commodities - 2019-03-18

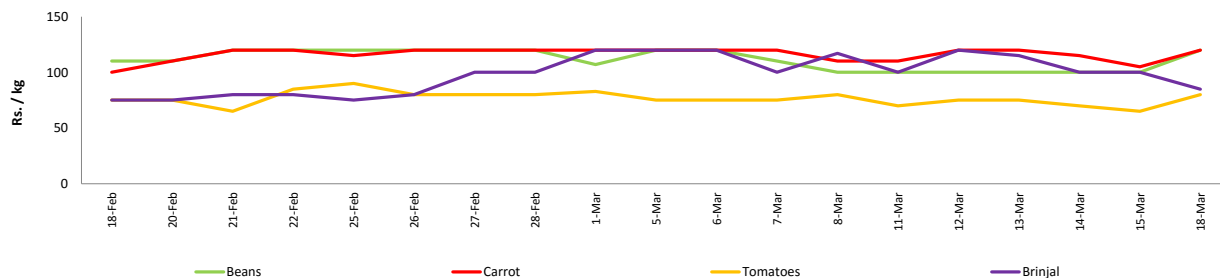
Vegetables

Item	Unit	Wholesale						Retail					
		Pettah			Dambulla			Pettah			Dambulla		
		Previous Week	2019.03.15	Today	Previous Week	2019.03.15	Today	Previous Week	2019.03.15	Today	Previous Week	2019.03.15	Today
Beans	Rs./Kg	69.00	70.00	80.00	62.00	68.00	78.00	100.00	100.00	120.00	82.00	88.00	98.00
Carrot	Rs./Kg	80.00	70.00	80.00	80.00	83.00	93.00	114.00	105.00	120.00	100.00	103.00	113.00
Cabbage	Rs./Kg	43.00	40.00	45.00	31.00	29.00	28.00	70.00	60.00	75.00	51.00	49.00	48.00
Tomatoes	Rs./Kg	37.00	38.00	50.00	29.00	23.00	28.00	71.00	65.00	80.00	49.00	43.00	48.00
Brinjal	Rs./Kg	74.00	70.00	60.00	89.00	83.00	88.00	107.00	100.00	85.00	109.00	103.00	108.00
Pumpkin	Rs./Kg	20.00	20.00	20.00	12.00	9.00	23.00	49.00	50.00	50.00	32.00	29.00	43.00
Snake gourd	Rs./Kg	53.00	50.00	65.00	38.00	38.00	38.00	90.00	90.00	115.00	58.00	58.00	58.00

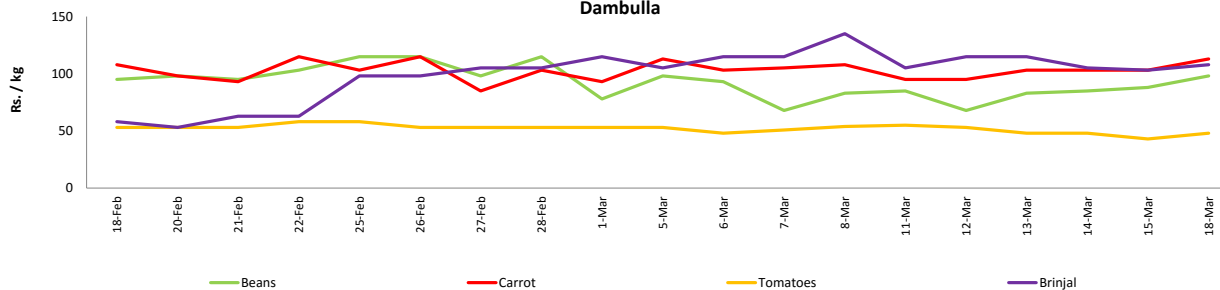
Price increased by more than 5% compared to previous week average price.
 Price decreased by more than 5% compared to previous week average price.

Retail: Daily Prices

Pettah



Dambulla

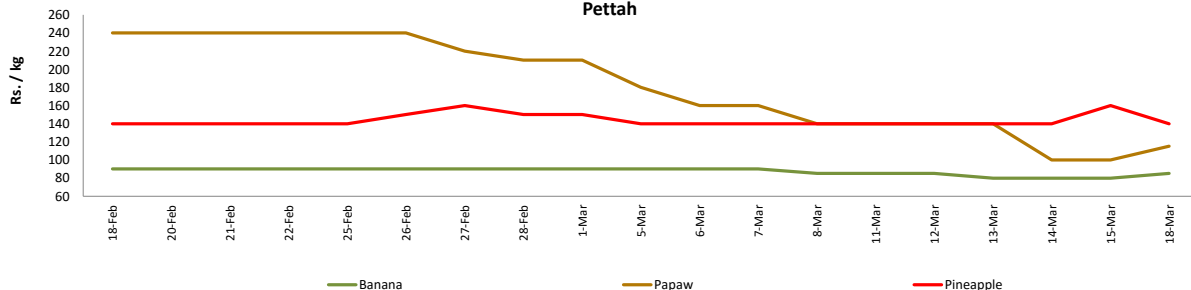


Fruits

Item	Unit	Wholesale			Retail		
		Pettah			Pettah		
		Previous Week	2019.03.15	Today	Previous Week	2019.03.15	Today
Banana (Sour)	Rs./Kg	55.00	55.00	50.00	82.00	80.00	85.00
Papaw	Rs./Kg	98.00	80.00	80.00	124.00	100.00	115.00
Pineapple	Rs./Kg	122.00	130.00	120.00	144.00	160.00	140.00
Apple (Imp)	Rs./Each				45.00	45.00	45.00
Orange (Imp)	Rs./Each				43.00	45.00	45.00

Price increased by more than 5% compared to previous week average price.
 Price decreased by more than 5% compared to previous week average price.

Retail: Daily Prices
Pettah



Wholesale and Retail Prices of Selected Food Commodities - 2019-03-18

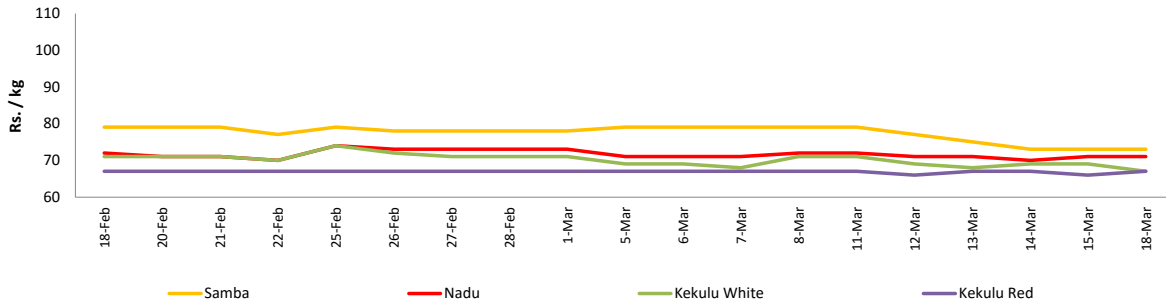
Rice

Item	Unit	Wholesale						Retail		
		Maradaghamula			Pettah			Pettah		
		Previous Week	2019.03.15	Today	Previous Week	2019.03.15	Today	Previous Week	2019.03.15	Today
Samba	Rs./Kg	75.00	73.00	73.00	95.00	95.00	95.00	105.00	105.00	105.00
Nadu	Rs./Kg	71.00	71.00	71.00	73.00	73.00	73.00	80.00	80.00	80.00
Kekulu White	Rs./Kg	69.00	69.00	67.00	68.00	68.00	67.00	75.00	75.00	75.00
Kekulu Red	Rs./Kg	67.00	66.00	67.00	63.00	63.00	63.00	75.00	75.00	75.00

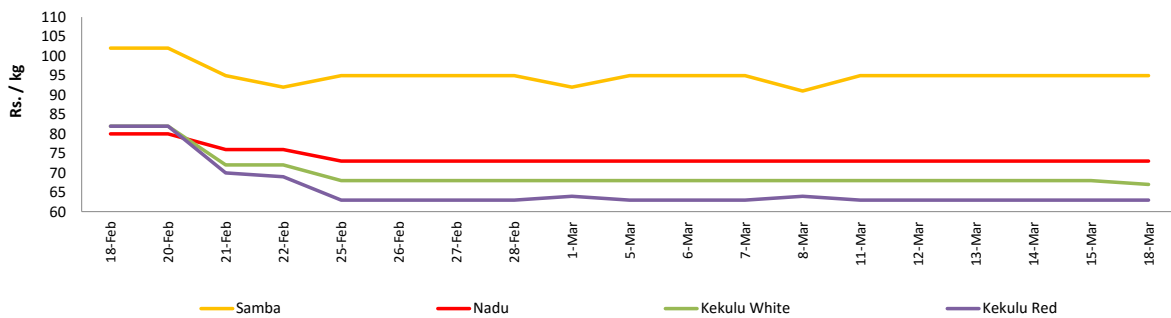
- Price increased by more than 5% compared to previous week average price.
- Price decreased by more than 5% compared to previous week average price.

Wholesale: Daily Prices

Marandaghamula

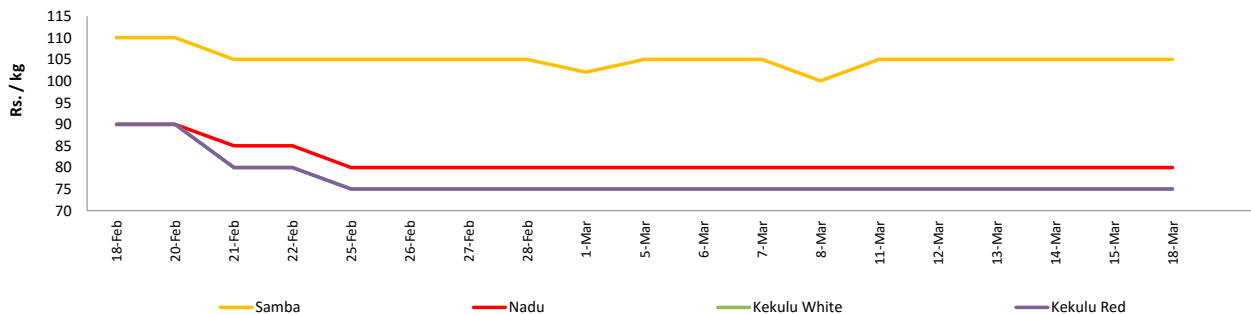


Pettah



Retail: Daily Prices

Pettah



Wholesale and Retail Prices of Selected Food Commodities - 2019-03-18

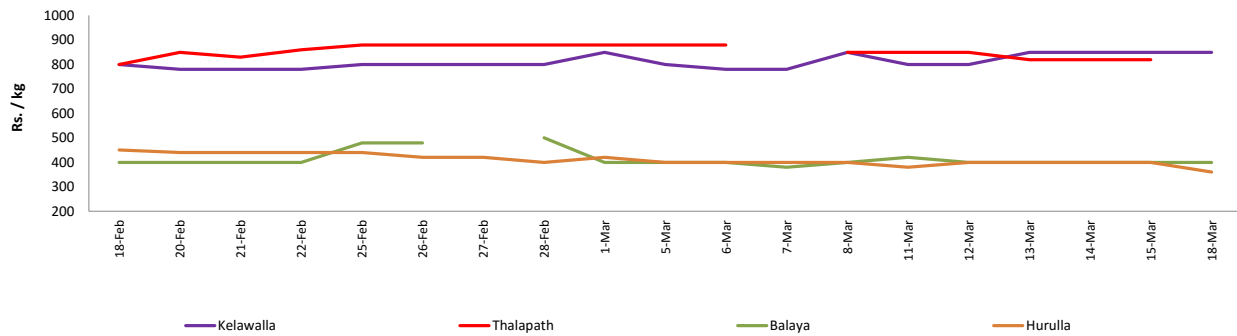
Fish

Item	Unit	Wholesale						Retail					
		Peliyagoda			Negombo			Peliyagoda			Negombo		
		Previous Week	2019.03.15	Today	Previous Week	2019.03.15	Today	Previous Week	2019.03.15	Today	Previous Week	2019.03.15	Today
Kelawalla	Rs./Kg	468.00	480.00	480.00	556.00	500.00	520.00	830.00	850.00	850.00	852.00	800.00	800.00
Thalapath	Rs./Kg	662.00	650.00	n.a.	656.00	620.00	600.00	832.00	820.00	n.a.	940.00	920.00	900.00
Balaya	Rs./Kg	304.00	300.00	300.00	320.00	270.00	280.00	404.00	400.00	400.00	456.00	420.00	450.00
Paraw	Rs./Kg	504.00	520.00	500.00	536.00	500.00	500.00	804.00	820.00	800.00	846.00	780.00	780.00
Salaya	Rs./Kg	114.00	120.00	120.00	138.00	130.00	120.00	158.00	180.00	180.00	210.00	200.00	180.00
Hurulla	Rs./Kg	296.00	300.00	260.00	252.00	220.00	230.00	396.00	400.00	360.00	344.00	320.00	300.00

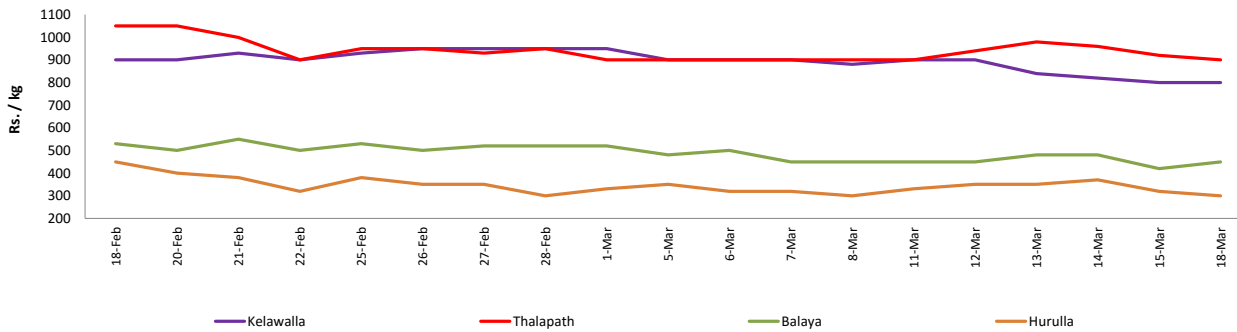
- Price increased by more than 5% compared to previous week average price.
- Price decreased by more than 5% compared to previous week average price.

Retail: Daily Prices

Peliyagoda



Negombo



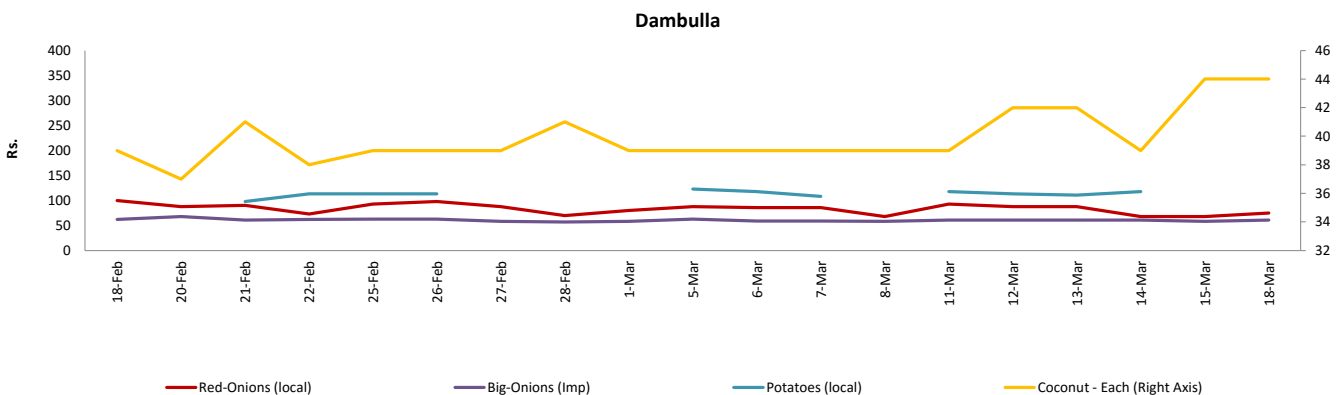
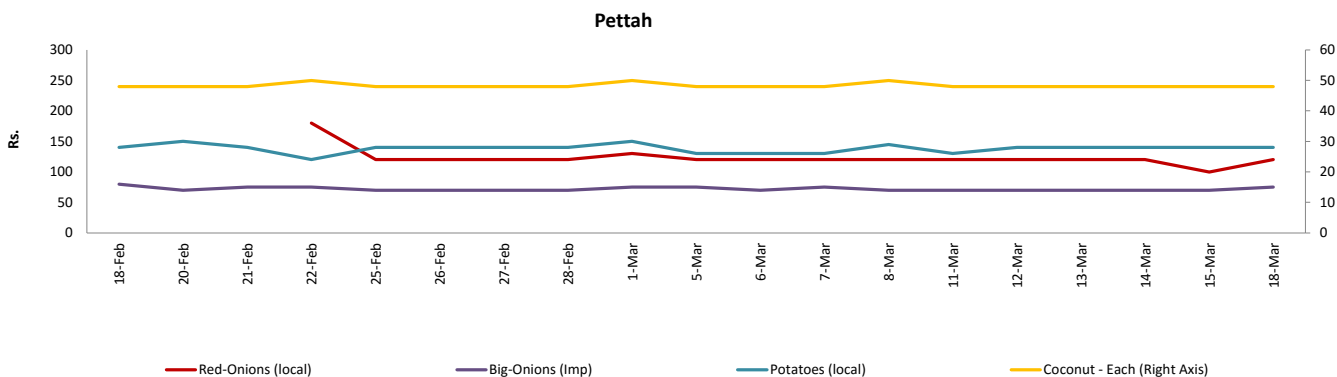
Wholesale and Retail Prices of Selected Food Commodities - 2019-03-18

Other

Item	Unit	Wholesale						Retail					
		Pettah			Dambulla			Pettah			Dambulla		
		Previous Week	2019.03.15	Today	Previous Week	2019.03.15	Today	Previous Week	2019.03.15	Today	Previous Week	2019.03.15	Today
Red-Onions (local)	Rs./Kg	86.00	75.00	80.00	71.00	58.00	65.00	116.00	100.00	120.00	81.00	68.00	75.00
Red-Onions (Imp)	Rs./Kg	105.00	75.00	80.00	n.a.	n.a.	n.a.	140.00	100.00	120.00	n.a.	n.a.	n.a.
Big-Onions (local)	Rs./Kg	n.a.	n.a.	n.a.	n.a.	n.a.	n.a.	n.a.	n.a.	n.a.	n.a.	n.a.	n.a.
Big-Onions (Imp)	Rs./Kg	52.00	50.00	55.00	50.00	48.00	51.00	70.00	70.00	75.00	60.00	58.00	61.00
Potatoes (local)	Rs./Kg	108.00	110.00	110.00	108.00	n.a.	118.00	138.00	140.00	140.00	118.00	n.a.	128.00
Potatoes (Imp)	Rs./Kg	82.00	80.00	80.00				95.00	95.00	95.00			
Dried Chillies (Imp)	Rs./Kg	280.00	280.00	280.00	261.00	258.00	258.00	330.00	330.00	330.00	271.00	268.00	268.00
Coconut	Rs./Nut	42.00	42.00	42.00	36.00	39.00	39.00	48.00	48.00	48.00	41.00	44.00	44.00
Coconut oil	Rs./Ltr	340.00	340.00	340.00				360.00	360.00	360.00			
Dhal	Rs./Kg	117.00	117.00	117.00				130.00	130.00	130.00			
Sugar	Rs./Kg	94.00	94.00	94.00				100.00	100.00	100.00			
Eggs	Rs./Each	16.50	16.50	16.50				17.50	17.50	17.50			
Katta	Rs./Kg	880.00	880.00	880.00				950.00	950.00	950.00			
Sprats	Rs./Kg	500.00	500.00	500.00				550.00	550.00	550.00			

Price increased by more than 5% compared to previous week average price.
 Price decreased by more than 5% compared to previous week average price.

Retail: Daily Prices



* Prices of food commodities may vary due to quality and markets among other factors.