

---

# Daily Price Report

A Summary of Price<sup>1</sup> Developments - 15 March 2019

---



## Vegetables

- Prices of most vegetable varieties **decreased** in both **Pettah** and **Dambulla** markets due to **favourable supply** from **Kandy** and **Anuradhapura** areas.



## Fruits

- Price of **Pineapple increased** due to **low supply** from **Gampaha** area.



## Fish

- Prices of **fish** varieties **decreased** in **Negombo** market due to **favourable supply** from **Southern, Northern** and **Eastern** coastal areas.



## Other

- Price of **Local Red Onions decreased** in both **Pettah** and **Dambulla** markets due to **excess supply** from **Jaffna** area.
- Price of **Imported Red Onions decreased** in **Pettah market** due to availability of **low quality** varieties.
- Price of **Coconut increased** in **Dambulla** market due to **low supply** from **Malsiripura** and **Galewela** areas.

<sup>1</sup> Price developments are analysed compared to average prices of the previous week.



## Wholesale and Retail Prices of Selected Food Commodities - 2019-03-15

### Vegetables

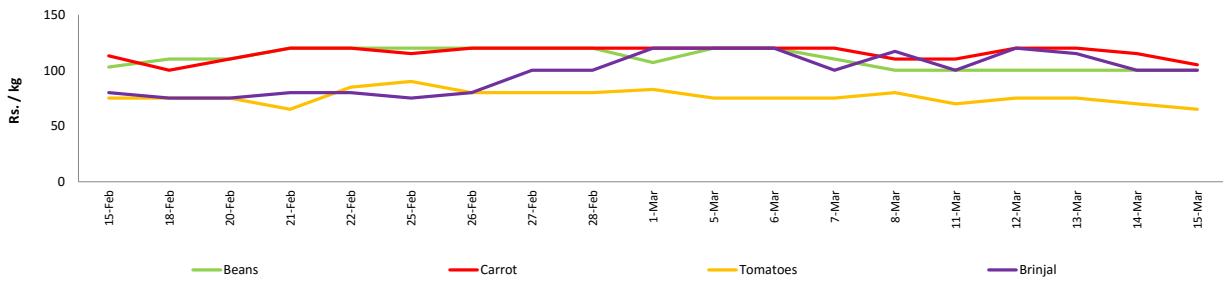
Item	Unit	Wholesale						Retail					
		Pettah			Dambulla			Pettah			Dambulla		
		Previous Week	Yesterday	Today	Previous Week	Yesterday	Today	Previous Week	Yesterday	Today	Previous Week	Yesterday	Today
Beans	Rs./Kg	74.00	70.00	70.00	66.00	65.00	68.00	113.00	100.00	100.00	86.00	85.00	88.00
Carrot	Rs./Kg	75.00	80.00	70.00	87.00	83.00	83.00	118.00	115.00	105.00	107.00	103.00	103.00
Cabbage	Rs./Kg	33.00	40.00	40.00	23.00	28.00	29.00	64.00	65.00	60.00	43.00	48.00	49.00
Tomatoes	Rs./Kg	35.00	40.00	38.00	32.00	28.00	23.00	76.00	70.00	65.00	52.00	48.00	43.00
Brinjal	Rs./Kg	83.00	70.00	70.00	98.00	85.00	83.00	114.00	100.00	100.00	118.00	105.00	103.00
Pumpkin	Rs./Kg	23.00	20.00	20.00	22.00	11.00	9.00	54.00	50.00	50.00	42.00	31.00	29.00
Snake gourd	Rs./Kg	58.00	55.00	50.00	33.00	38.00	38.00	85.00	90.00	90.00	53.00	58.00	58.00

Price increased by more than 5% compared to previous week average price.

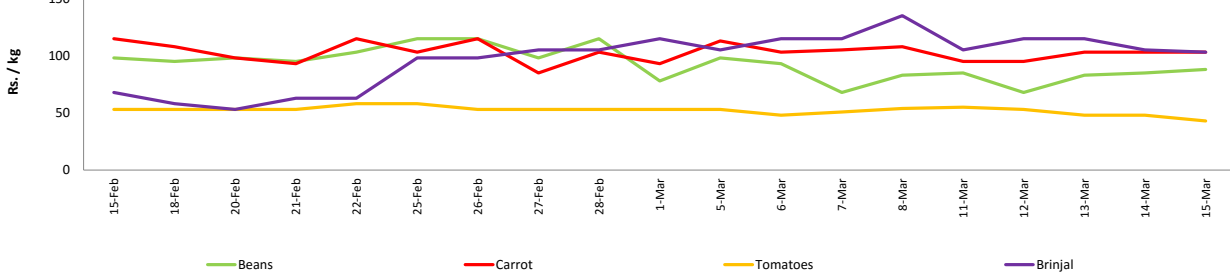
Price decreased by more than 5% compared to previous week average price.

### Retail: Daily Prices

#### Pettah



#### Dambulla



### Fruits

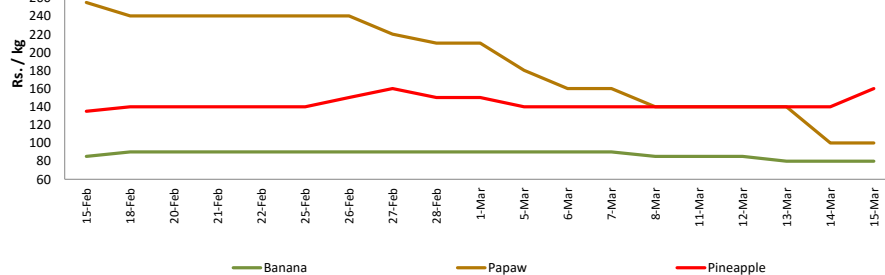
Item	Unit	Wholesale			Retail		
		Pettah			Pettah		
		Previous Week	Yesterday	Today	Previous Week	Yesterday	Today
Banana (Sour)	Rs./Kg	56.00	55.00	55.00	89.00	80.00	80.00
Papaw	Rs./Kg	134.00	80.00	80.00	160.00	100.00	100.00
Pineapple	Rs./Kg	119.00	120.00	130.00	140.00	140.00	160.00
Apple (Imp)	Rs./Each				43.00	45.00	45.00
Orange (Imp)	Rs./Each				43.00	43.00	45.00

Price increased by more than 5% compared to previous week average price.

Price decreased by more than 5% compared to previous week average price.

### Retail: Daily Prices

#### Pettah



**Wholesale and Retail Prices of Selected Food Commodities - 2019-03-15**

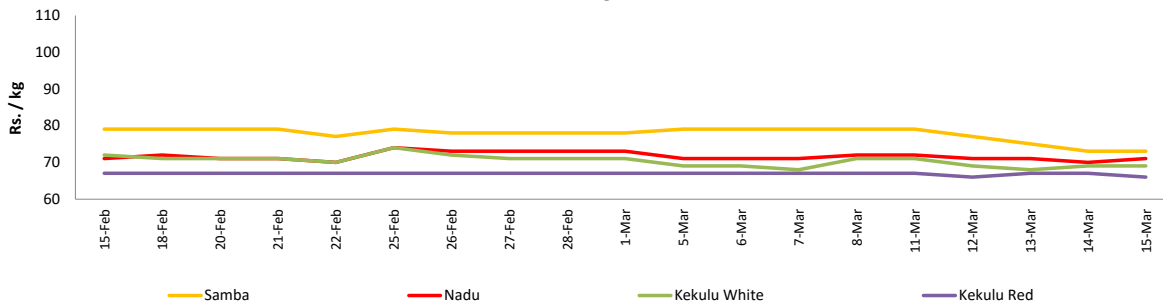
**Rice**

Item	Unit	Wholesale						Retail		
		Maradaghamula			Pettah			Pettah		
		Previous Week	Yesterday	Today	Previous Week	Yesterday	Today	Previous Week	Yesterday	Today
Samba	Rs./Kg	79.00	73.00	73.00	94.00	95.00	95.00	104.00	105.00	105.00
Nadu	Rs./Kg	71.00	70.00	71.00	73.00	73.00	73.00	80.00	80.00	80.00
Kekulu White	Rs./Kg	69.00	69.00	69.00	68.00	68.00	68.00	75.00	75.00	75.00
Kekulu Red	Rs./Kg	67.00	67.00	66.00	63.00	63.00	63.00	75.00	75.00	75.00

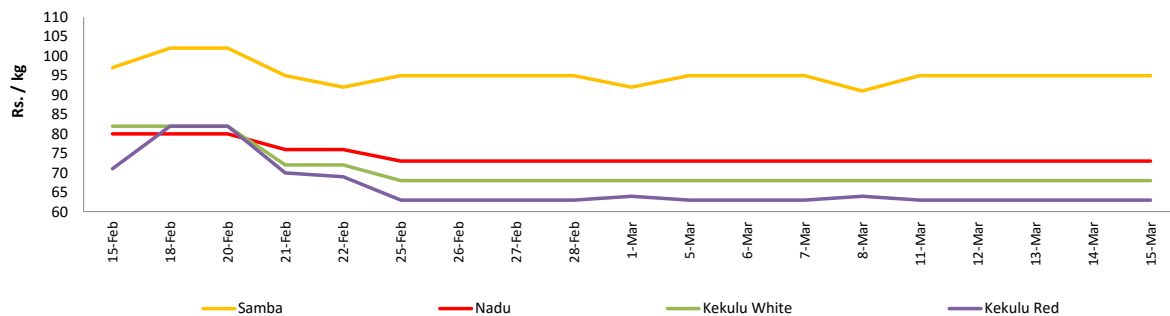
- Price increased by more than 5% compared to previous week average price.
- Price decreased by more than 5% compared to previous week average price.

**Wholesale: Daily Prices**

**Marandaghamula**

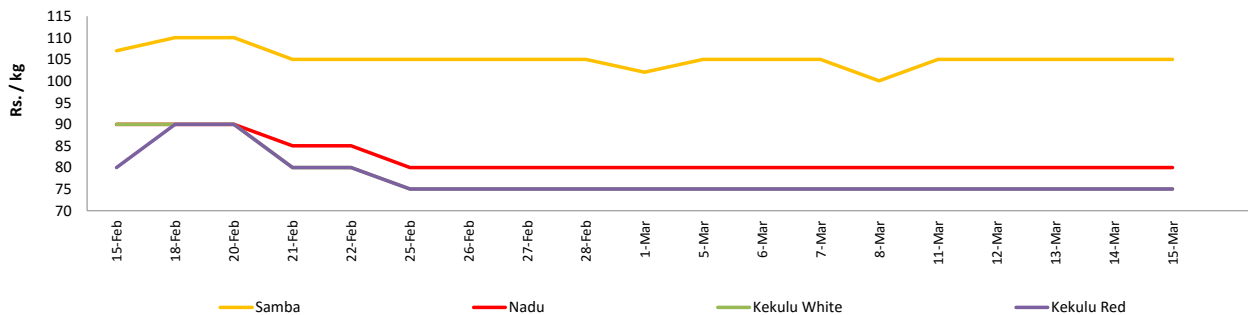


**Pettah**



**Retail: Daily Prices**

**Pettah**



## Wholesale and Retail Prices of Selected Food Commodities - 2019-03-15

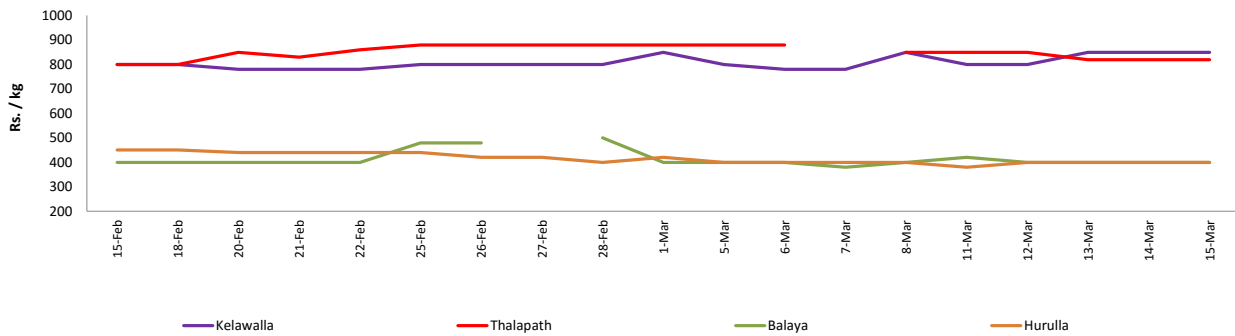
### Fish

Item	Unit	Wholesale						Retail					
		Peliyagoda			Negombo			Peliyagoda			Negombo		
		Previous Week	Yesterday	Today	Previous Week	Yesterday	Today	Previous Week	Yesterday	Today	Previous Week	Yesterday	Today
Kelawalla	Rs./Kg	453.00	480.00	480.00	645.00	500.00	500.00	803.00	850.00	850.00	895.00	820.00	800.00
Thalapath	Rs./Kg	693.00	650.00	650.00	665.00	650.00	620.00	870.00	820.00	820.00	900.00	960.00	920.00
Balaya	Rs./Kg	295.00	300.00	300.00	310.00	320.00	270.00	395.00	400.00	400.00	470.00	480.00	420.00
Paraw	Rs./Kg	488.00	500.00	520.00	573.00	570.00	500.00	788.00	800.00	820.00	888.00	900.00	780.00
Salaya	Rs./Kg	138.00	100.00	120.00	140.00	150.00	130.00	168.00	150.00	180.00	198.00	220.00	200.00
Hurulla	Rs./Kg	300.00	300.00	300.00	240.00	270.00	220.00	400.00	400.00	400.00	323.00	370.00	320.00

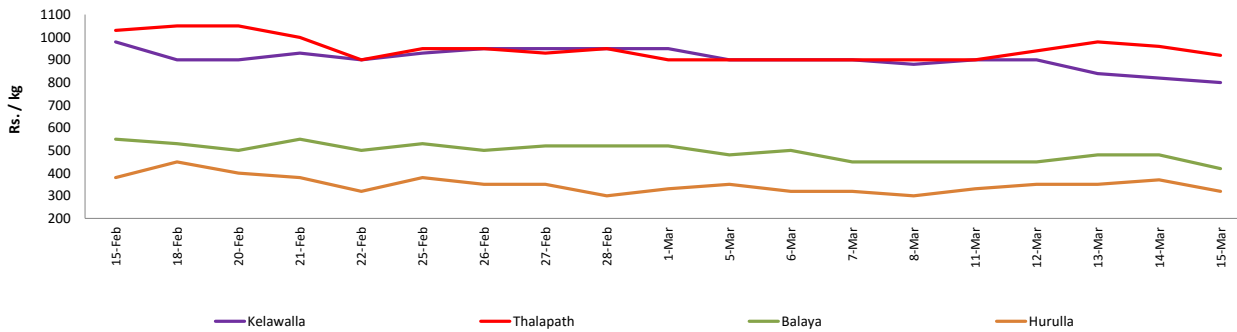
- Price increased by more than 5% compared to previous week average price.
- Price decreased by more than 5% compared to previous week average price.

### Retail: Daily Prices

#### Peliyagoda



#### Negombo



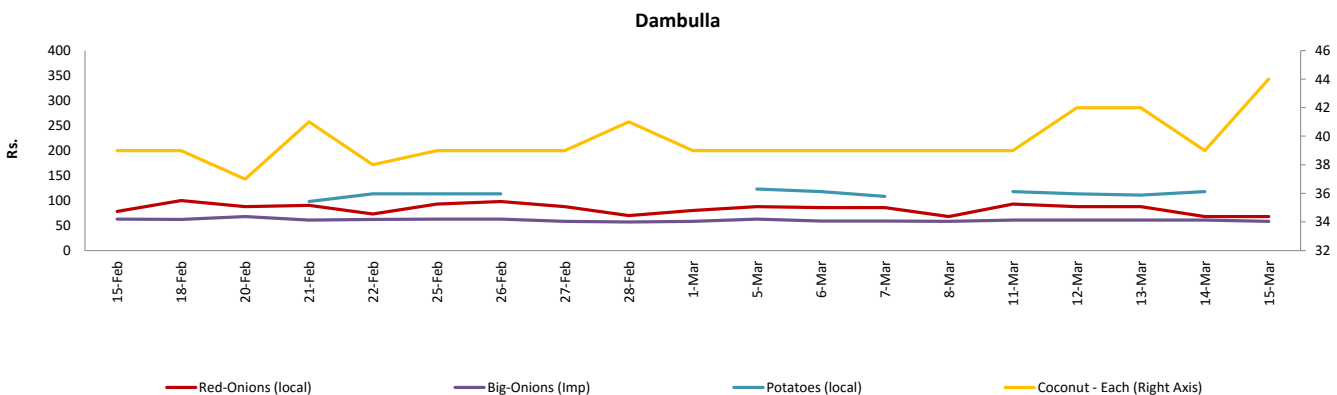
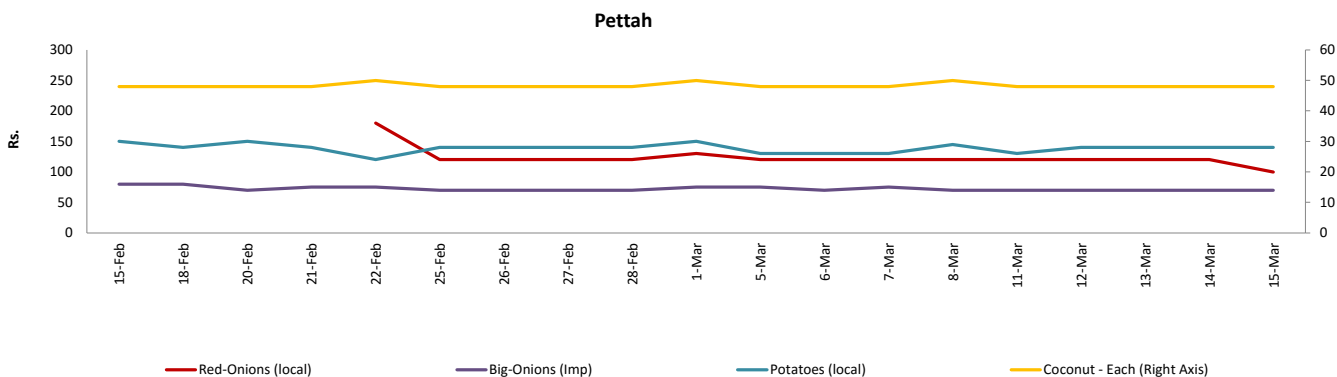
Wholesale and Retail Prices of Selected Food Commodities - 2019-03-15

Other

Item	Unit	Wholesale						Retail					
		Pettah			Dambulla			Pettah			Dambulla		
		Previous Week	Yesterday	Today	Previous Week	Yesterday	Today	Previous Week	Yesterday	Today	Previous Week	Yesterday	Today
Red-Onions (local)	Rs./Kg	90.00	85.00	75.00	72.00	58.00	58.00	120.00	120.00	100.00	82.00	68.00	68.00
Red-Onions (Imp)	Rs./Kg	120.00	90.00	75.00	n.a.	n.a.	n.a.	160.00	120.00	100.00	n.a.	n.a.	n.a.
Big-Onions (local)	Rs./Kg	n.a.	n.a.	n.a.	n.a.	n.a.	n.a.	n.a.	n.a.	n.a.	n.a.	n.a.	n.a.
Big-Onions (Imp)	Rs./Kg	53.00	53.00	50.00	50.00	51.00	48.00	73.00	70.00	70.00	60.00	61.00	58.00
Potatoes (local)	Rs./Kg	101.00	110.00	110.00	106.00	108.00	n.a.	134.00	140.00	140.00	116.00	118.00	n.a.
Potatoes (Imp)	Rs./Kg	84.00	84.00	80.00				95.00	95.00	95.00			
Dried Chillies (Imp)	Rs./Kg	278.00	280.00	280.00	264.00	258.00	258.00	329.00	330.00	330.00	274.00	268.00	268.00
Coconut	Rs./Nut	42.00	42.00	42.00	34.00	34.00	39.00	49.00	48.00	48.00	39.00	39.00	44.00
Coconut oil	Rs./Ltr	340.00	340.00	340.00				360.00	360.00	360.00			
Dhal	Rs./Kg	116.00	117.00	117.00				129.00	130.00	130.00			
Sugar	Rs./Kg	94.00	94.00	94.00				100.00	100.00	100.00			
Eggs	Rs./Each	16.50	16.50	16.50				17.44	17.50	17.50			
Katta	Rs./Kg	880.00	880.00	880.00				950.00	950.00	950.00			
Sprats	Rs./Kg	500.00	500.00	500.00				550.00	550.00	550.00			

Price increased by more than 5% compared to previous week average price.  
 Price decreased by more than 5% compared to previous week average price.

Retail: Daily Prices



\* Prices of food commodities may vary due to quality and markets among other factors.