
Daily Price Report

A Summary of Price¹ Developments - 13 March 2019



Vegetables

- Prices of vegetable varieties **demonstrated mixed movements** in both **Pettah** and **Dambulla** markets.



Rice

- Price of **Samba decreased** in **Maradagahamula** market as **new stocks** are being received from **Ampara** and **Polonnaruwa** areas.



Other

- Price of **Coconut increased** in **Dambulla** market due to **low supply** from **Malsiripura** area.

¹ Price developments are analysed compared to average prices of the previous week.



Statistics Department
Central Bank of Sri Lanka

Wholesale and Retail Prices of Selected Food Commodities - 2019-03-13

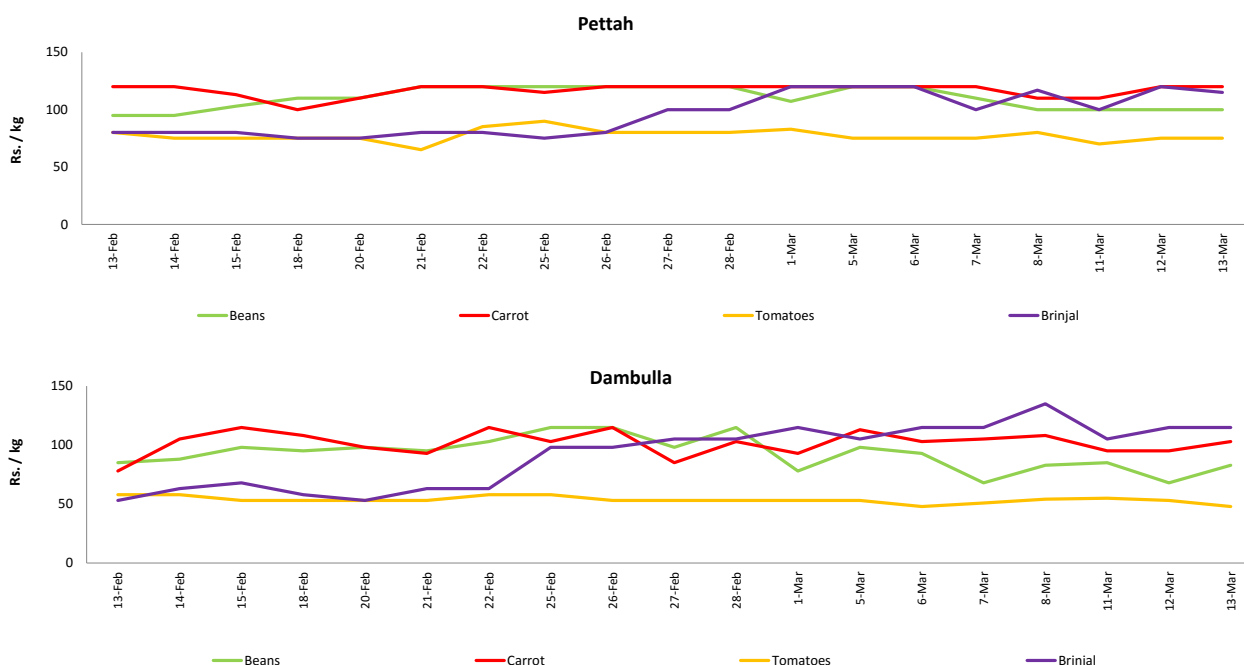
Vegetables

Item	Unit	Wholesale						Retail					
		Pettah			Dambulla			Pettah			Dambulla		
		Previous Week	Yesterday	Today	Previous Week	Yesterday	Today	Previous Week	Yesterday	Today	Previous Week	Yesterday	Today
Beans	Rs./Kg	74.00	70.00	70.00	66.00	48.00	63.00	113.00	100.00	100.00	86.00	68.00	83.00
Carrot	Rs./Kg	75.00	85.00	85.00	87.00	75.00	83.00	118.00	120.00	120.00	107.00	95.00	103.00
Cabbage	Rs./Kg	33.00	45.00	40.00	23.00	38.00	28.00	64.00	75.00	75.00	43.00	58.00	48.00
Tomatoes	Rs./Kg	35.00	35.00	35.00	32.00	33.00	28.00	76.00	75.00	75.00	52.00	53.00	48.00
Brinjal	Rs./Kg	83.00	80.00	80.00	98.00	95.00	95.00	114.00	120.00	115.00	118.00	115.00	115.00
Pumpkin	Rs./Kg	23.00	20.00	20.00	22.00	13.00	13.00	54.00	50.00	50.00	42.00	33.00	33.00
Snake gourd	Rs./Kg	58.00	55.00	55.00	33.00	43.00	38.00	85.00	95.00	95.00	53.00	63.00	58.00

Price increased by more than 5% compared to previous week average price.

Price decreased by more than 5% compared to previous week average price.

Retail: Daily Prices

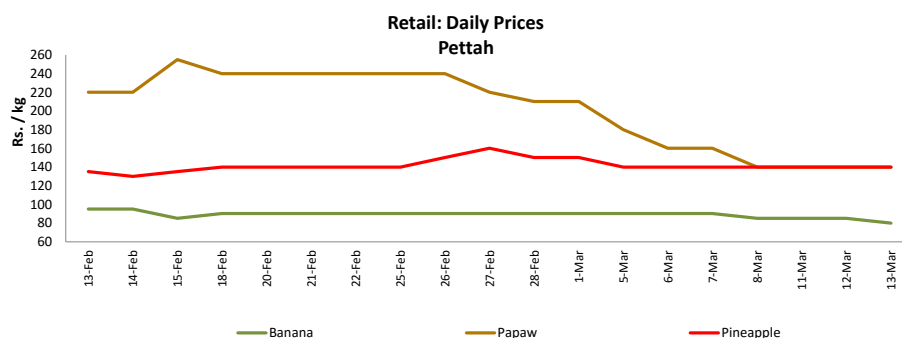


Fruits

Item	Unit	Wholesale			Retail		
		Pettah					
		Previous Week	Yesterday	Today	Previous Week	Yesterday	Today
Banana (Sour)	Rs./Kg	56.00	55.00	55.00	89.00	85.00	80.00
Papaw	Rs./Kg	134.00	110.00	110.00	160.00	140.00	140.00
Pineapple	Rs./Kg	119.00	120.00	120.00	140.00	140.00	140.00
Apple (Imp)	Rs./Each				43.00	45.00	45.00
Orange (Imp)	Rs./Each				43.00	43.00	43.00

Price increased by more than 5% compared to previous week average price.

Price decreased by more than 5% compared to previous week average price.



Wholesale and Retail Prices of Selected Food Commodities - 2019-03-13

Rice

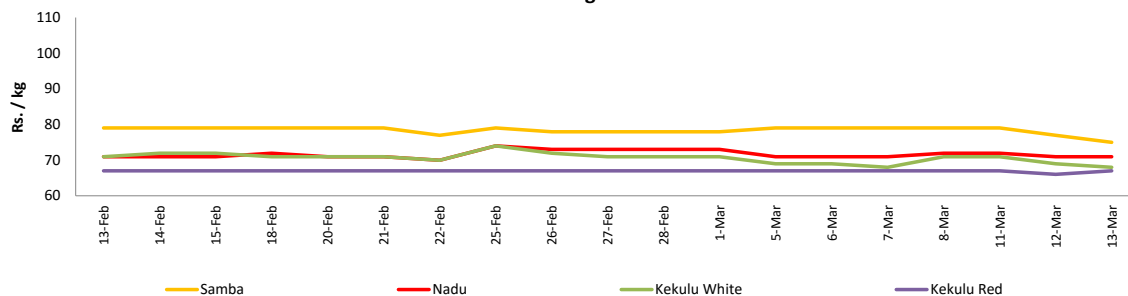
Item	Unit	Wholesale						Retail		
		Maradaghamula			Pettah			Pettah		
		Previous Week	Yesterday	Today	Previous Week	Yesterday	Today	Previous Week	Yesterday	Today
Samba	Rs./Kg	79.00	77.00	75.00	94.00	95.00	95.00	104.00	105.00	105.00
Nadu	Rs./Kg	71.00	71.00	71.00	73.00	73.00	73.00	80.00	80.00	80.00
Kekulu White	Rs./Kg	69.00	69.00	68.00	68.00	68.00	68.00	75.00	75.00	75.00
Kekulu Red	Rs./Kg	67.00	66.00	67.00	63.00	63.00	63.00	75.00	75.00	75.00

Price increased by more than 5% compared to previous week average price.

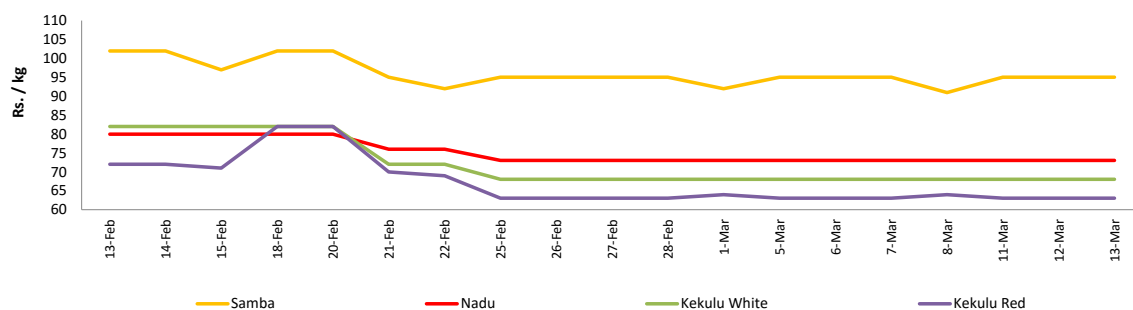
Price decreased by more than 5% compared to previous week average price.

Wholesale: Daily Prices

Marandaghamula

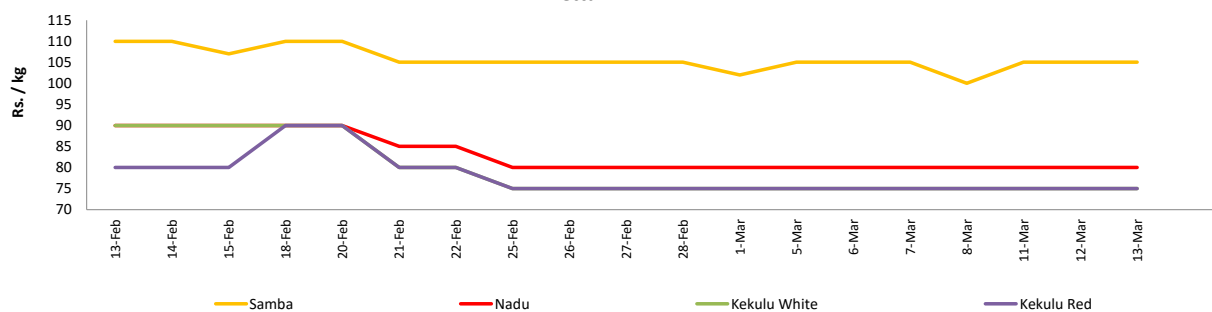


Pettah



Retail: Daily Prices

Pettah



Wholesale and Retail Prices of Selected Food Commodities - 2019-03-13

Fish

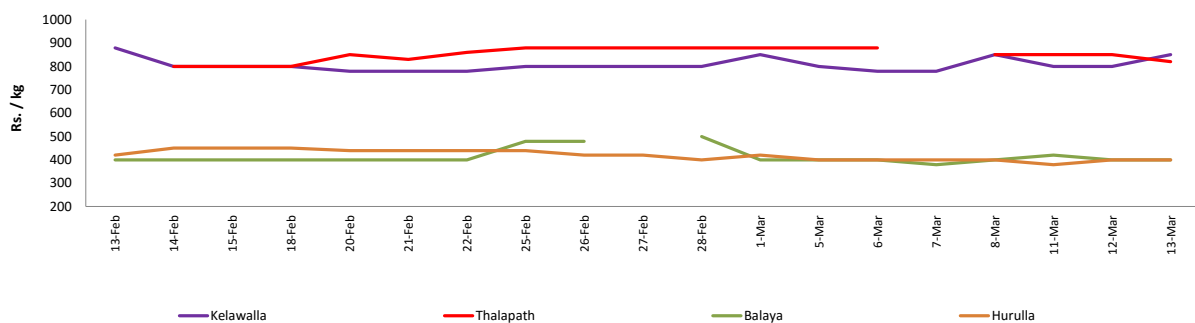
Item	Unit	Wholesale						Retail					
		Peliyagoda			Negombo			Peliyagoda			Negombo		
		Previous Week	Yesterday	Today	Previous Week	Yesterday	Today	Previous Week	Yesterday	Today	Previous Week	Yesterday	Today
Kelawalla	Rs./Kg	453.00	450.00	480.00	645.00	620.00	540.00	803.00	800.00	850.00	895.00	900.00	840.00
Thalapath	Rs./Kg	693.00	680.00	650.00	665.00	650.00	680.00	870.00	850.00	820.00	900.00	940.00	980.00
Balaya	Rs./Kg	295.00	300.00	300.00	310.00	330.00	350.00	395.00	400.00	400.00	470.00	450.00	480.00
Paraw	Rs./Kg	488.00	500.00	500.00	573.00	530.00	550.00	788.00	800.00	800.00	888.00	850.00	850.00
Salaya	Rs./Kg	138.00	120.00	100.00	140.00	140.00	150.00	168.00	150.00	150.00	198.00	220.00	230.00
Hurulla	Rs./Kg	300.00	300.00	300.00	240.00	270.00	250.00	400.00	400.00	400.00	323.00	350.00	350.00

Price increased by more than 5% compared to previous week average price.

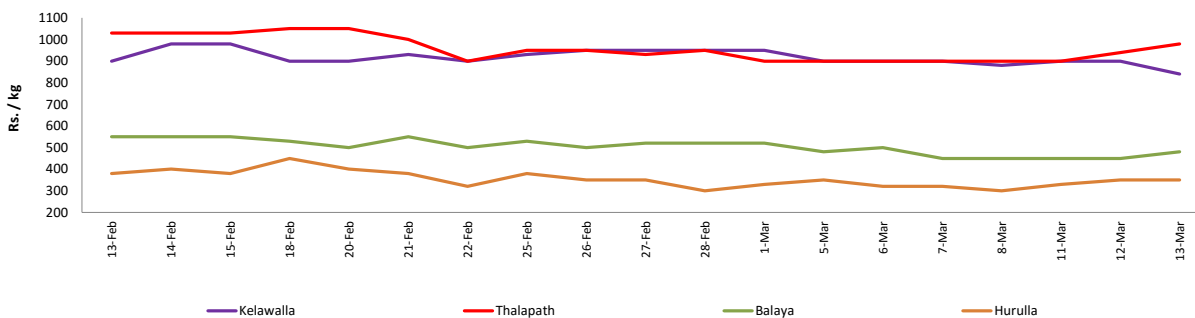
Price decreased by more than 5% compared to previous week average price.

Retail: Daily Prices

Peliyagoda



Negombo



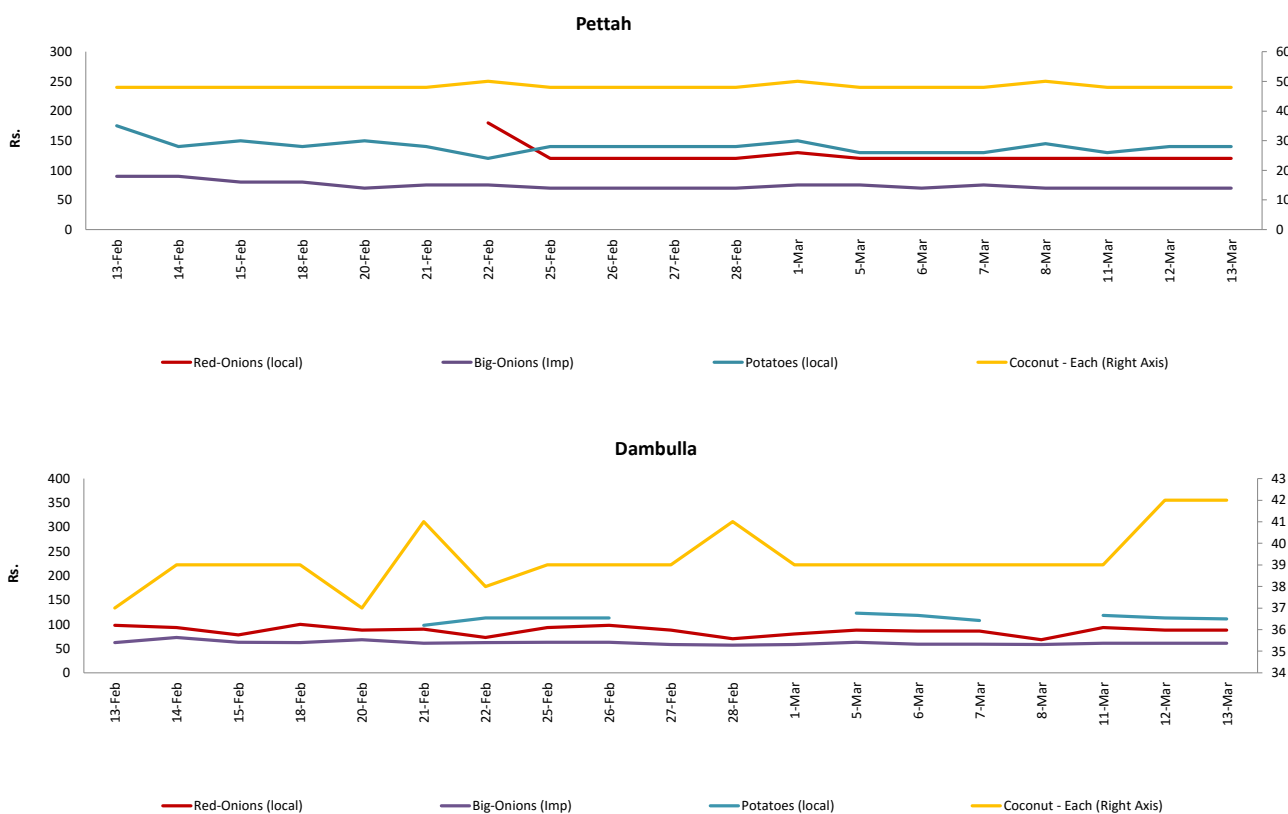
Wholesale and Retail Prices of Selected Food Commodities - 2019-03-13

Other

Item	Unit	Wholesale						Retail					
		Pettah			Dambulla			Pettah			Dambulla		
		Previous Week	Yesterday	Today	Previous Week	Yesterday	Today	Previous Week	Yesterday	Today	Previous Week	Yesterday	Today
Red-Onions (local)	Rs./Kg	90.00	90.00	90.00	72.00	78.00	78.00	120.00	120.00	120.00	82.00	88.00	88.00
Red-Onions (Imp)	Rs./Kg	120.00	120.00	120.00	n.a.	n.a.	n.a.	160.00	160.00	160.00	n.a.	n.a.	n.a.
Big-Onions (local)	Rs./Kg	n.a.	n.a.	n.a.	n.a.	n.a.	n.a.	n.a.	n.a.	n.a.	n.a.	n.a.	n.a.
Big-Onions (Imp)	Rs./Kg	53.00	51.00	52.00	50.00	51.00	51.00	73.00	70.00	70.00	60.00	61.00	61.00
Potatoes (local)	Rs./Kg	101.00	110.00	110.00	106.00	103.00	103.00	134.00	140.00	140.00	116.00	113.00	111.00
Potatoes (Imp)	Rs./Kg	84.00	84.00	82.00				95.00	95.00	95.00			
Dried Chillies (Imp)	Rs./Kg	278.00	280.00	280.00	264.00	263.00	258.00	329.00	330.00	330.00	274.00	273.00	268.00
Coconut	Rs./Nut	42.00	42.00	42.00	34.00	37.00	37.00	49.00	48.00	48.00	39.00	42.00	42.00
Coconut oil	Rs./Ltr	340.00	340.00	340.00				360.00	360.00	360.00			
Dhal	Rs./Kg	116.00	117.00	117.00				129.00	130.00	130.00			
Sugar	Rs./Kg	94.00	94.00	94.00				100.00	100.00	100.00			
Eggs	Rs./Each	16.50	16.50	16.50				17.44	17.50	17.50			
Katta	Rs./Kg	880.00	880.00	880.00				950.00	950.00	950.00			
Sprats	Rs./Kg	500.00	500.00	500.00				550.00	550.00	550.00			

- Price increased by more than 5% compared to previous week average price.
- Price decreased by more than 5% compared to previous week average price.

Retail: Daily Prices



* Prices of food commodities may vary due to quality and markets among other factors.