

---

# Daily Price Report

A Summary of Price<sup>1</sup> Developments - 06 March 2019

---



## Vegetables

- Price of **Tomatoes decreased** in both **Pettah** and **Dambulla** markets due to **excess supply** from **Jaffna** area.
- Price of **Brinjals increased** in both **Pettah** and **Dambulla** markets due to **low supply** from **Hettipola** and **Anuradhapura** areas respectively.



## Fruits

- Price of **Papaw** continued to **decrease** due to **favourable supply** from **Vavuniya** and **Embilipitiya** areas.
- Price of **Apples** and **Oranges increased** due to **availability of larger varieties**.



## Other

- Price of **Local Potatoes decreased** in **Pettah** market due to **favourable supply** from **Nuwara Eliya, Welimada** and **Jaffna** areas.

<sup>1</sup> Price developments are analysed compared to average prices of the previous week.



Statistics Department  
Central Bank of Sri Lanka

**Wholesale and Retail Prices of Selected Food Commodities - 2019-03-06**

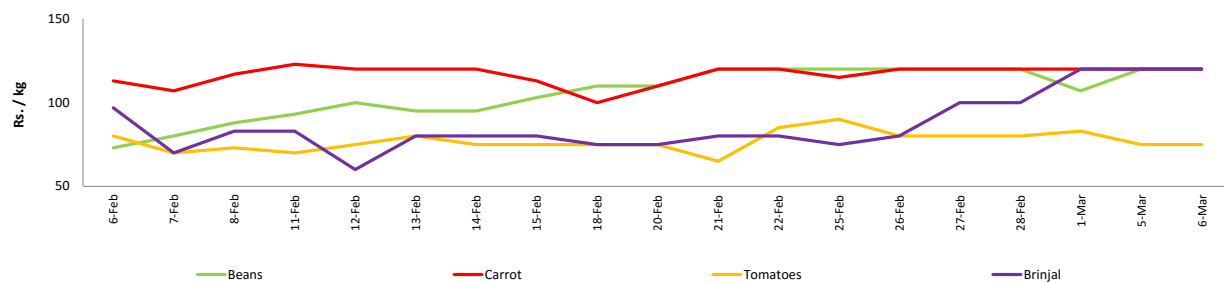
**Vegetables**

Item	Unit	Wholesale						Retail					
		Pettah			Dambulla			Pettah			Dambulla		
		Previous Week	Yesterday	Today	Previous Week	Yesterday	Today	Previous Week	Yesterday	Today	Previous Week	Yesterday	Today
Beans	Rs./Kg	86.00	80.00	80.00	84.00	78.00	73.00	117.00	120.00	120.00	104.00	98.00	93.00
Carrot	Rs./Kg	83.00	80.00	80.00	80.00	93.00	83.00	119.00	120.00	120.00	100.00	113.00	103.00
Cabbage	Rs./Kg	33.00	35.00	35.00	16.00	23.00	23.00	61.00	70.00	65.00	36.00	43.00	43.00
Tomatoes	Rs./Kg	43.00	30.00	35.00	34.00	33.00	28.00	83.00	75.00	75.00	54.00	53.00	48.00
Brinjal	Rs./Kg	62.00	80.00	80.00	84.00	85.00	95.00	95.00	120.00	120.00	104.00	105.00	115.00
Pumpkin	Rs./Kg	22.00	20.00	20.00	22.00	28.00	14.00	51.00	50.00	50.00	42.00	48.00	33.00
Snake gourd	Rs./Kg	54.00	60.00	60.00	36.00	33.00	33.00	89.00	90.00	80.00	56.00	53.00	53.00

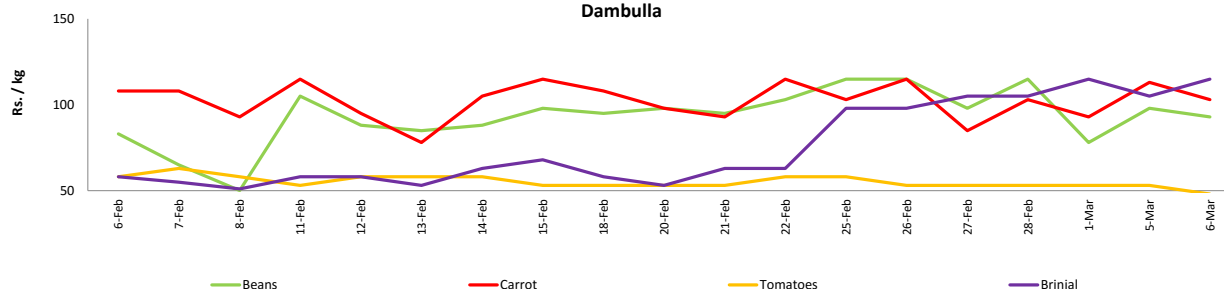
Price increased by more than 5% compared to previous week average price.  
 Price decreased by more than 5% compared to previous week average price.

**Retail: Daily Prices**

**Pettah**



**Dambulla**



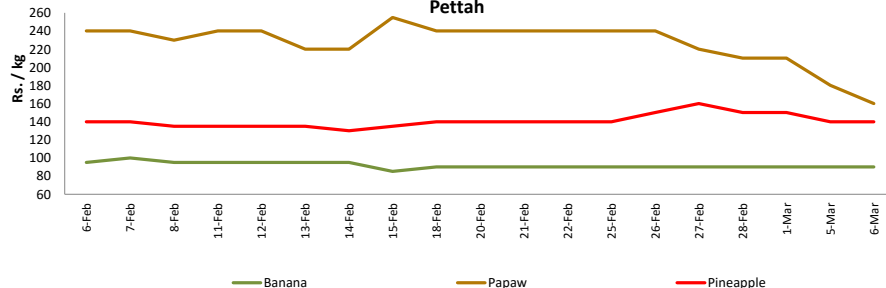
**Fruits**

Item	Unit	Wholesale			Retail		
		Pettah			Pettah		
		Previous Week	Yesterday	Today	Previous Week	Yesterday	Today
Banana (Sour)	Rs./Kg	55.00	55.00	55.00	90.00	90.00	90.00
Papaw	Rs./Kg	189.00	150.00	135.00	224.00	180.00	160.00
Pineapple	Rs./Kg	116.00	120.00	120.00	150.00	140.00	140.00
Apple (Imp)	Rs./Each				40.00	43.00	43.00
Orange (Imp)	Rs./Each				40.00	43.00	43.00

Price increased by more than 5% compared to previous week average price.  
 Price decreased by more than 5% compared to previous week average price.

**Retail: Daily Prices**

**Pettah**



## Wholesale and Retail Prices of Selected Food Commodities - 2019-03-06

### Rice

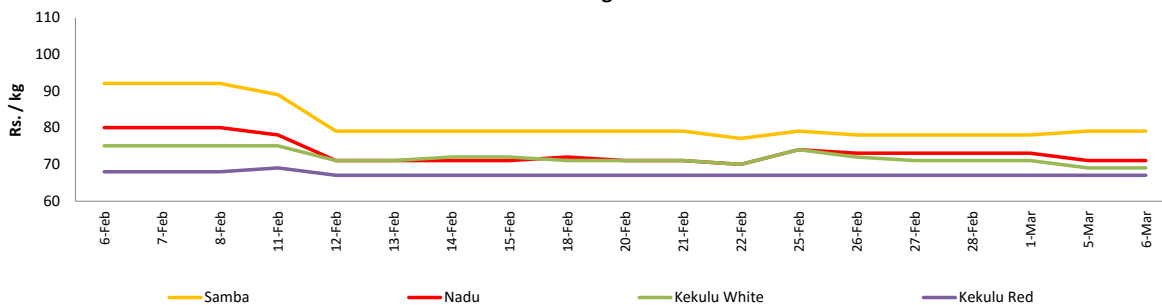
Item	Unit	Wholesale						Retail		
		Maradaghamula			Pettah			Pettah		
		Previous Week	Yesterday	Today	Previous Week	Yesterday	Today	Previous Week	Yesterday	Today
Samba	Rs./Kg	78.00	79.00	79.00	94.00	95.00	95.00	104.00	105.00	105.00
Nadu	Rs./Kg	73.00	71.00	71.00	73.00	73.00	73.00	80.00	80.00	80.00
Kekulu White	Rs./Kg	72.00	69.00	69.00	68.00	68.00	68.00	75.00	75.00	75.00
Kekulu Red	Rs./Kg	67.00	67.00	67.00	63.00	63.00	63.00	75.00	75.00	75.00

Price increased by more than 5% compared to previous week average price.

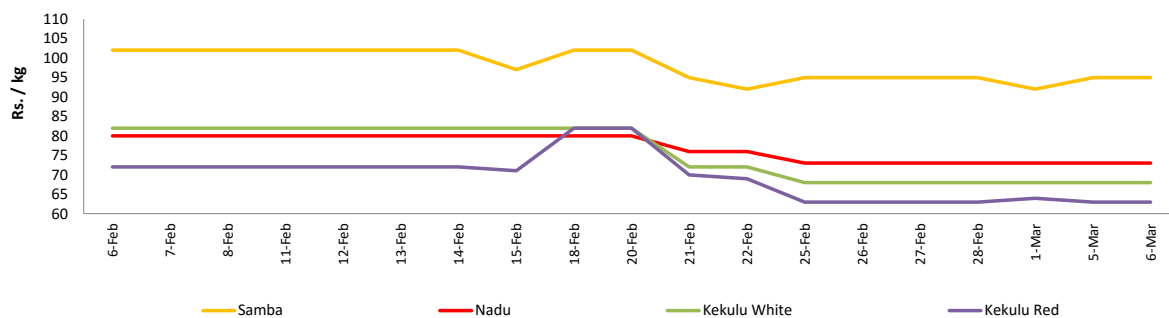
Price decreased by more than 5% compared to previous week average price.

### Wholesale: Daily Prices

#### Marandaghamula

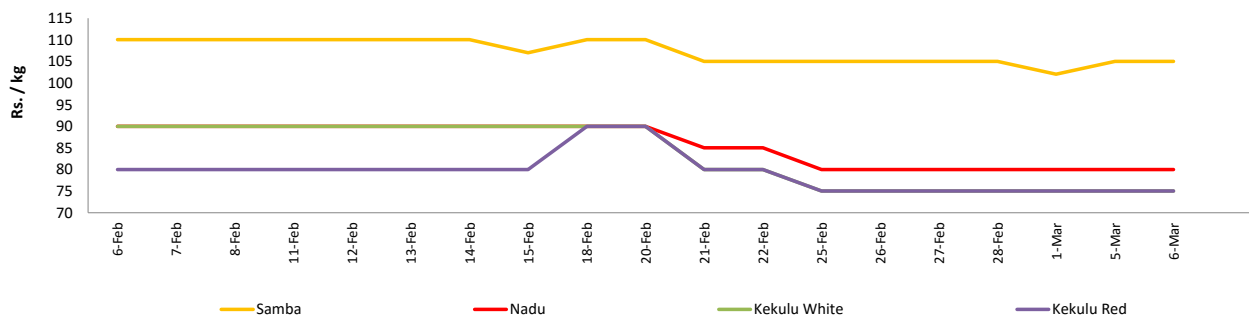


#### Pettah



### Retail: Daily Prices

#### Pettah



## Wholesale and Retail Prices of Selected Food Commodities - 2019-03-06

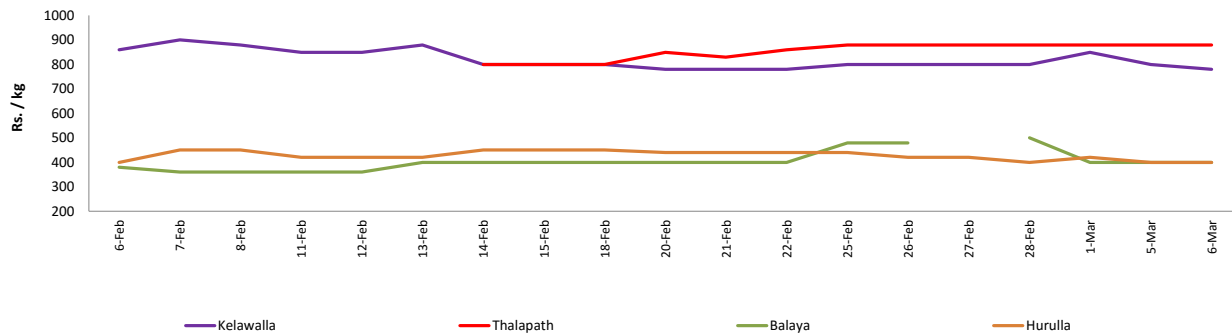
### Fish

Item	Unit	Wholesale						Retail					
		Peliyagoda			Negombo			Peliyagoda			Negombo		
		Previous Week	Yesterday	Today	Previous Week	Yesterday	Today	Previous Week	Yesterday	Today	Previous Week	Yesterday	Today
Kelawalla	Rs./Kg	510.00	450.00	430.00	674.00	650.00	650.00	810.00	800.00	780.00	946.00	900.00	900.00
Thalapath	Rs./Kg	700.00	700.00	700.00	710.00	680.00	650.00	880.00	880.00	880.00	936.00	900.00	900.00
Balaya	Rs./Kg	365.00	300.00	300.00	308.00	300.00	330.00	465.00	400.00	400.00	518.00	480.00	500.00
Paraw	Rs./Kg	520.00	550.00	500.00	540.00	580.00	600.00	820.00	850.00	800.00	874.00	880.00	920.00
Salaya	Rs./Kg	134.00	150.00	150.00	152.00	160.00	140.00	170.00	180.00	180.00	222.00	220.00	200.00
Hurulla	Rs./Kg	320.00	300.00	300.00	256.00	280.00	230.00	420.00	400.00	400.00	342.00	350.00	320.00

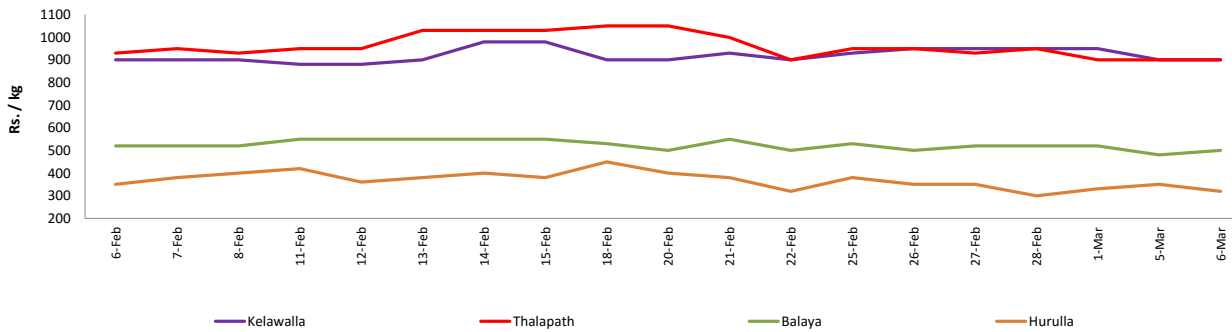
- Price increased by more than 5% compared to previous week average price.
- Price decreased by more than 5% compared to previous week average price.

### Retail: Daily Prices

#### Peliyagoda



#### Negombo



# Wholesale and Retail Prices of Selected Food Commodities - 2019-03-06

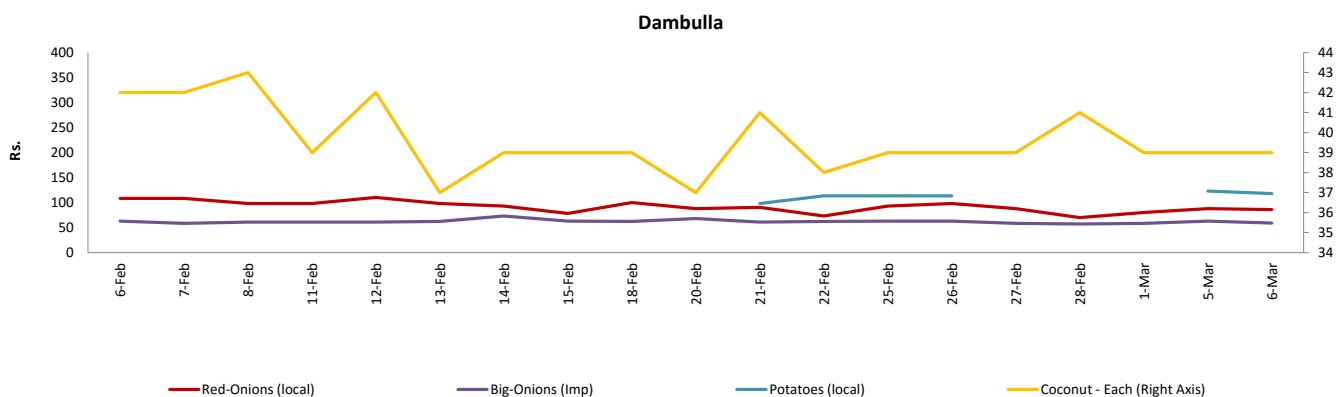
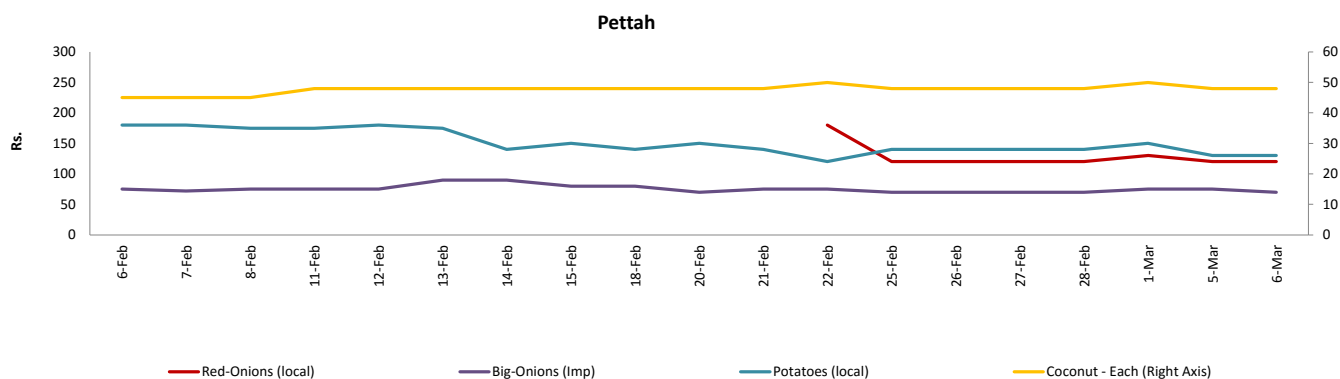
## Other

Item	Unit	Wholesale						Retail					
		Pettah			Dambulla			Pettah			Dambulla		
		Previous Week	Yesterday	Today	Previous Week	Yesterday	Today	Previous Week	Yesterday	Today	Previous Week	Yesterday	Today
Red-Onions (local)	Rs./Kg	87.00	90.00	90.00	76.00	78.00	75.00	122.00	120.00	120.00	86.00	88.00	86.00
Red-Onions (Imp)	Rs./Kg	120.00	120.00	120.00	n.a.	n.a.	n.a.	160.00	160.00	160.00	n.a.	n.a.	n.a.
Big-Onions (local)	Rs./Kg	n.a.	n.a.	n.a.	n.a.	n.a.	n.a.	n.a.	n.a.	n.a.	n.a.	n.a.	n.a.
Big-Onions (Imp)	Rs./Kg	49.00	52.00	54.00	50.00	53.00	49.00	71.00	75.00	70.00	60.00	63.00	59.00
Potatoes (local)	Rs./Kg	110.00	100.00	100.00	103.00	113.00	108.00	142.00	130.00	130.00	113.00	123.00	118.00
Potatoes (Imp)	Rs./Kg	78.00	82.00	84.00				93.00	95.00	95.00			
Dried Chillies (Imp)	Rs./Kg	278.00	280.00	280.00	266.00	268.00	268.00	329.00	330.00	330.00	276.00	278.00	278.00
Coconut	Rs./Nut	40.00	42.00	42.00	35.00	33.00	34.00	48.00	48.00	48.00	39.00	39.00	39.00
Coconut oil	Rs./Ltr	340.00	340.00	340.00				360.00	360.00	360.00			
Dhal	Rs./Kg	116.00	117.00	117.00				130.00	130.00	130.00			
Sugar	Rs./Kg	94.00	94.00	94.00				100.00	100.00	100.00			
Eggs	Rs./Each	16.50	16.50	16.50				17.50	17.50	17.50			
Katta	Rs./Kg	880.00	880.00	880.00				950.00	950.00	950.00			
Sprats	Rs./Kg	500.00	500.00	500.00				550.00	550.00	550.00			

Price increased by more than 5% compared to previous week average price.

Price decreased by more than 5% compared to previous week average price.

### Retail: Daily Prices



\* Prices of food commodities may vary due to quality and markets among other factors.