
Daily Price Report

A Summary of Price¹ Developments - 05 March 2019



Vegetables

- Price of **Carrots increased** in **Dambulla** market due to **low supply** from **Nuwara Eliya** area.
- Price of **Cabbage increased** in both **Pettah** and **Dambulla** markets due to **low supply** from **Puttalam** and **Anuradhapura** areas respectively.



Fruits

- Price of **Papaw decreased** due to **favourable supply** from **Vavuniya** area.
- Price of **Apples** and **Oranges increased** due to **availability** of **larger varieties**.



Fish

- Wholesale prices of most fish varieties **decreased** in **Peliyagoda** market due to **favourable supply** from **Southern** coastal area.



Other

- Price of **Imported Big Onions increased** in both markets due to **low supply** from **India**.

¹ Price developments are analysed compared to average prices of the previous week.



Wholesale and Retail Prices of Selected Food Commodities - 2019-03-05

Vegetables

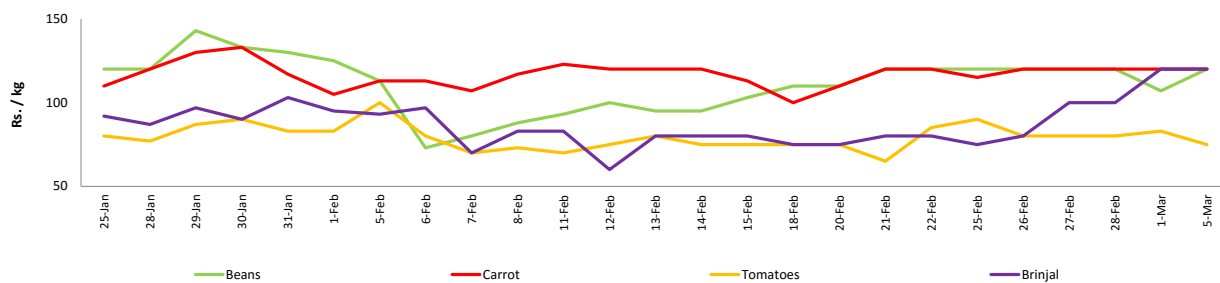
Item	Unit	Wholesale						Retail					
		Pettah			Dambulla			Pettah			Dambulla		
		Previous Week	2019.03.01	Today	Previous Week	2019.03.01	Today	Previous Week	2019.03.01	Today	Previous Week	2019.03.01	Today
Beans	Rs./Kg	86.00	75.00	80.00	84.00	58.00	78.00	117.00	107.00	120.00	104.00	78.00	98.00
Carrot	Rs./Kg	83.00	70.00	80.00	80.00	73.00	93.00	119.00	120.00	120.00	100.00	93.00	113.00
Cabbage	Rs./Kg	33.00	25.00	35.00	16.00	16.00	23.00	61.00	63.00	70.00	36.00	37.00	43.00
Tomatoes	Rs./Kg	43.00	36.00	30.00	34.00	33.00	33.00	83.00	83.00	75.00	54.00	53.00	53.00
Brinjal	Rs./Kg	62.00	87.00	80.00	84.00	95.00	85.00	95.00	120.00	120.00	104.00	115.00	105.00
Pumpkin	Rs./Kg	22.00	32.00	20.00	22.00	25.00	28.00	51.00	55.00	50.00	42.00	45.00	48.00
Snake gourd	Rs./Kg	54.00	75.00	60.00	36.00	38.00	33.00	89.00	103.00	90.00	56.00	58.00	53.00

Price increased by more than 5% compared to previous week average price.

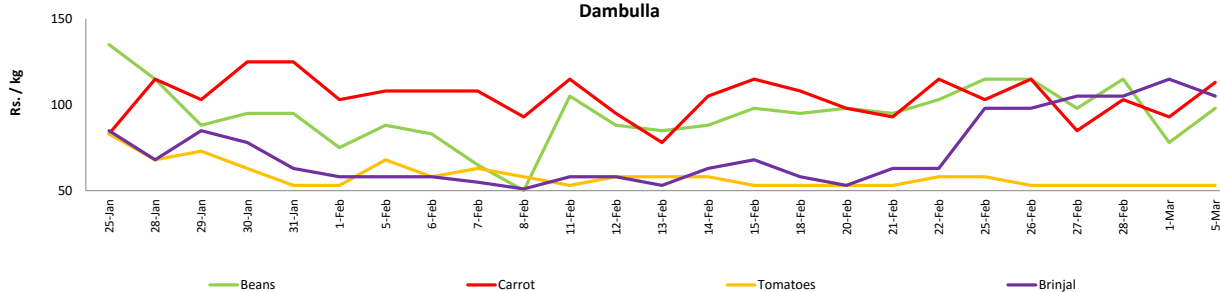
Price decreased by more than 5% compared to previous week average price.

Retail: Daily Prices

Pettah



Dambulla



Fruits

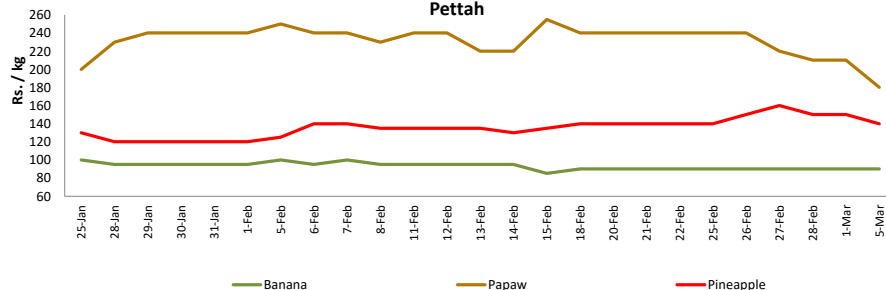
Item	Unit	Wholesale			Retail		
		Pettah			Pettah		
		Previous Week	2019.03.01	Today	Previous Week	2019.03.01	Today
Banana (Sour)	Rs./Kg	55.00	55.00	55.00	90.00	90.00	90.00
Papaw	Rs./Kg	189.00	180.00	150.00	224.00	210.00	180.00
Pineapple	Rs./Kg	116.00	120.00	120.00	150.00	150.00	140.00
Apple (Imp)	Rs./Each				40.00	40.00	43.00
Orange (Imp)	Rs./Each				40.00	40.00	43.00

Price increased by more than 5% compared to previous week average price.

Price decreased by more than 5% compared to previous week average price.

Retail: Daily Prices

Pettah



Wholesale and Retail Prices of Selected Food Commodities - 2019-03-05

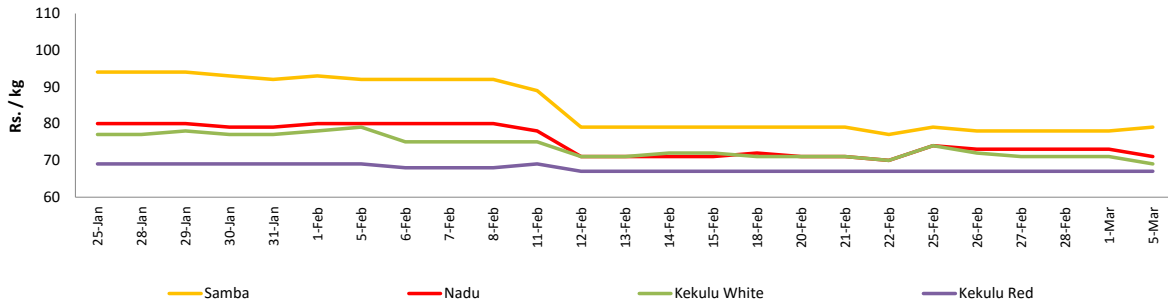
Rice

Item	Unit	Wholesale						Retail		
		Maradaghamula			Pettah			Pettah		
		Previous Week	2019.03.01	Today	Previous Week	2019.03.01	Today	Previous Week	2019.03.01	Today
Samba	Rs./Kg	78.00	78.00	79.00	94.00	92.00	95.00	104.00	102.00	105.00
Nadu	Rs./Kg	73.00	73.00	71.00	73.00	73.00	73.00	80.00	80.00	80.00
Kekulu White	Rs./Kg	72.00	71.00	69.00	68.00	68.00	68.00	75.00	75.00	75.00
Kekulu Red	Rs./Kg	67.00	67.00	67.00	63.00	64.00	63.00	75.00	75.00	75.00

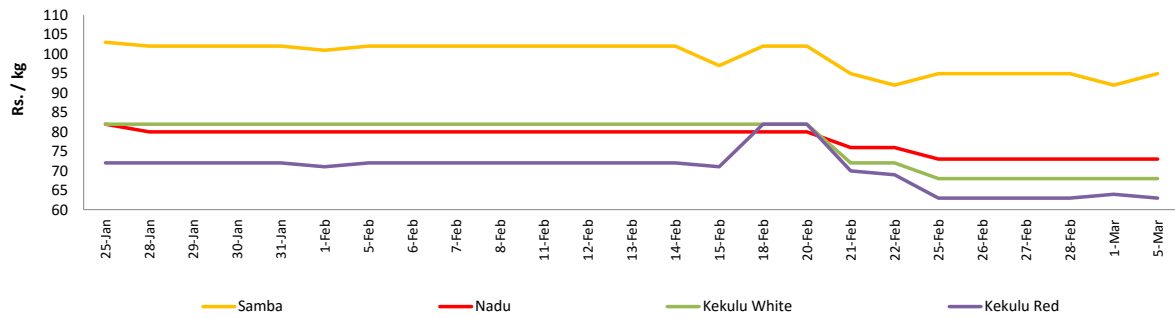
- Price increased by more than 5% compared to previous week average price.
- Price decreased by more than 5% compared to previous week average price.

Wholesale: Daily Prices

Marandaghamula

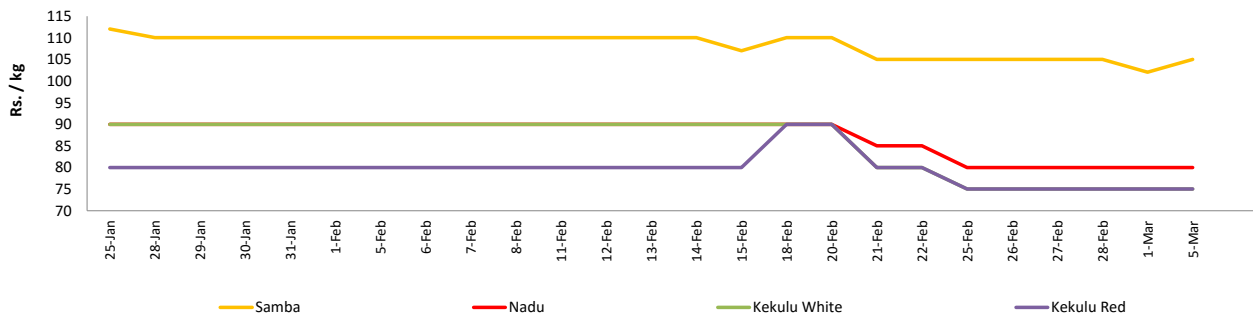


Pettah



Retail: Daily Prices

Pettah



Wholesale and Retail Prices of Selected Food Commodities - 2019-03-05

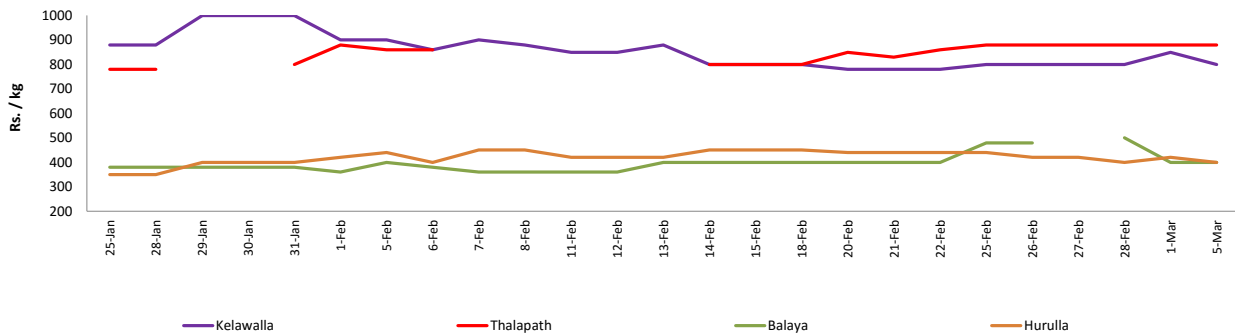
Fish

Item	Unit	Wholesale						Retail					
		Peliyagoda			Negombo			Peliyagoda			Negombo		
		Previous Week	2019.03.01	Today	Previous Week	2019.03.01	Today	Previous Week	2019.03.01	Today	Previous Week	2019.03.01	Today
Kelawalla	Rs./Kg	510.00	550.00	450.00	674.00	680.00	650.00	810.00	850.00	800.00	946.00	950.00	900.00
Thalapath	Rs./Kg	700.00	700.00	700.00	710.00	700.00	680.00	880.00	880.00	880.00	936.00	900.00	900.00
Balaya	Rs./Kg	365.00	300.00	300.00	308.00	320.00	300.00	465.00	400.00	400.00	518.00	520.00	480.00
Paraw	Rs./Kg	520.00	500.00	550.00	540.00	540.00	580.00	820.00	800.00	850.00	874.00	850.00	880.00
Salaya	Rs./Kg	134.00	120.00	150.00	152.00	140.00	160.00	170.00	160.00	180.00	222.00	200.00	220.00
Hurulla	Rs./Kg	320.00	320.00	300.00	256.00	250.00	280.00	420.00	420.00	400.00	342.00	330.00	350.00

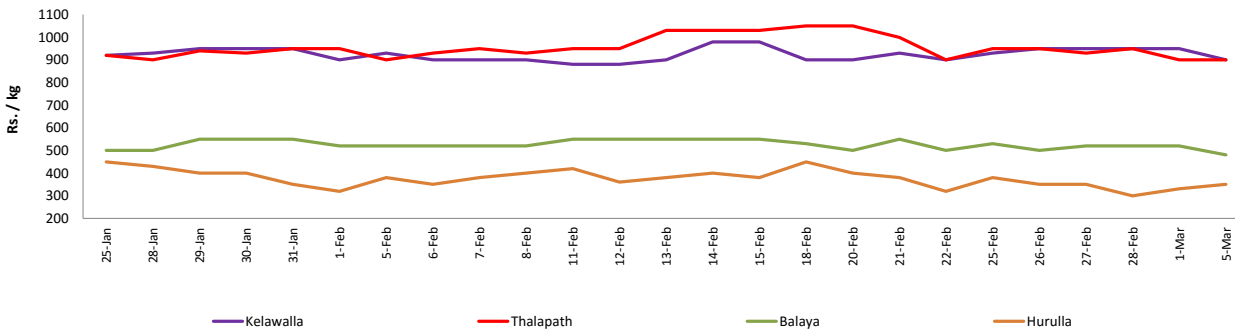
- Price increased by more than 5% compared to previous week average price.
- Price decreased by more than 5% compared to previous week average price.

Retail: Daily Prices

Peliyagoda



Negombo



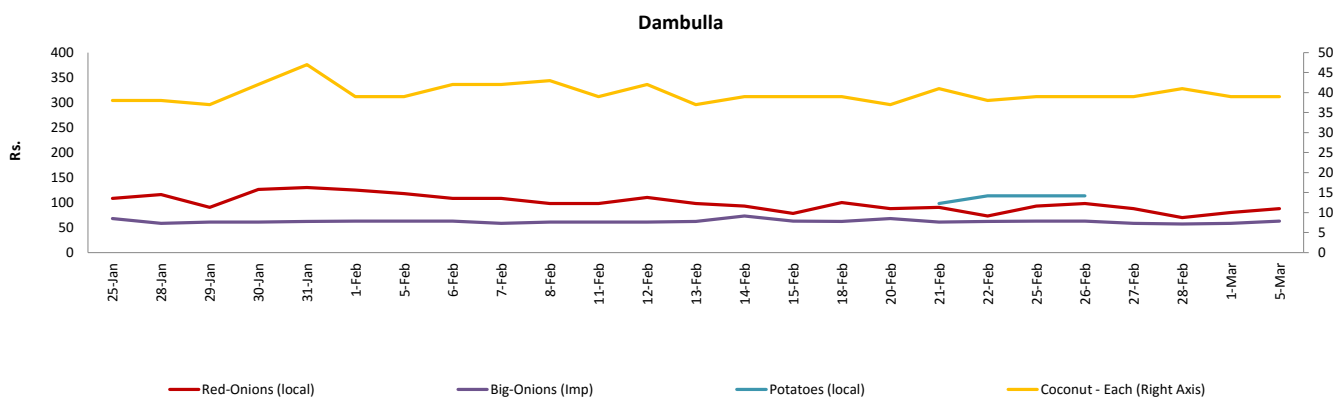
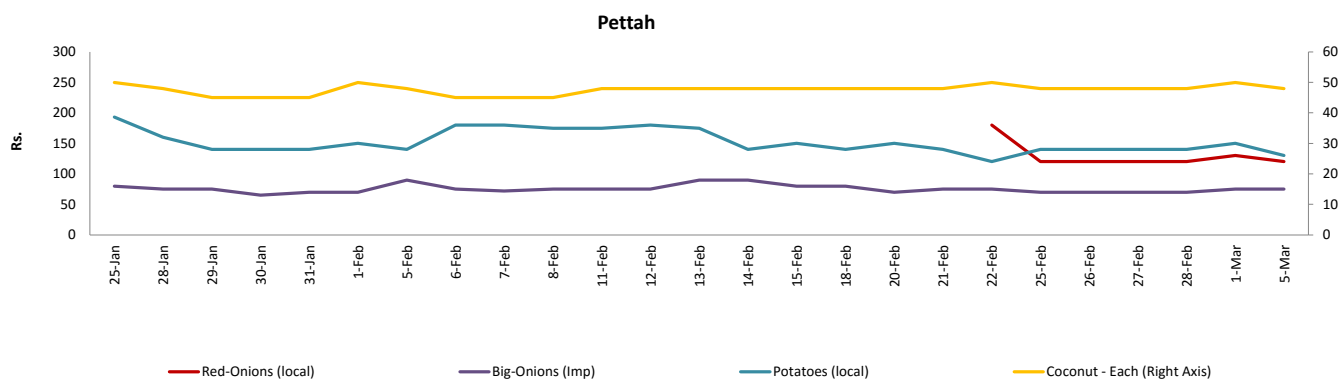
Wholesale and Retail Prices of Selected Food Commodities - 2019-03-05

Other

Item	Unit	Wholesale						Retail					
		Pettah			Dambulla			Pettah			Dambulla		
		Previous Week	2019.03.01	Today	Previous Week	2019.03.01	Today	Previous Week	2019.03.01	Today	Previous Week	2019.03.01	Today
Red-Onions (local)	Rs./Kg	87.00	73.00	90.00	76.00	70.00	78.00	122.00	130.00	120.00	86.00	80.00	88.00
Red-Onions (Imp)	Rs./Kg	120.00	120.00	120.00	n.a.	n.a.	n.a.	160.00	160.00	160.00	n.a.	n.a.	n.a.
Big-Onions (local)	Rs./Kg	n.a.	n.a.	n.a.	n.a.	n.a.	n.a.	n.a.	n.a.	n.a.	n.a.	n.a.	n.a.
Big-Onions (Imp)	Rs./Kg	49.00	55.00	52.00	50.00	48.00	53.00	71.00	75.00	75.00	60.00	58.00	63.00
Potatoes (local)	Rs./Kg	110.00	109.00	100.00	103.00	n.a.	113.00	142.00	150.00	130.00	113.00	n.a.	123.00
Potatoes (Imp)	Rs./Kg	78.00	80.00	82.00				93.00	95.00	95.00			
Dried Chillies (Imp)	Rs./Kg	278.00	270.00	280.00	266.00	268.00	268.00	329.00	325.00	330.00	276.00	278.00	278.00
Coconut	Rs./Nut	40.00	38.00	42.00	35.00	34.00	34.00	48.00	50.00	48.00	39.00	39.00	39.00
Coconut oil	Rs./Ltr	340.00	340.00	340.00				360.00	360.00	360.00			
Dhal	Rs./Kg	116.00	113.00	117.00				130.00	130.00	130.00			
Sugar	Rs./Kg	94.00	94.00	94.00				100.00	100.00	100.00			
Eggs	Rs./Each	16.50	16.50	16.50				17.50	17.50	17.50			
Katta	Rs./Kg	880.00	880.00	880.00				950.00	950.00	950.00			
Sprats	Rs./Kg	500.00	500.00	500.00				550.00	550.00	550.00			

Price increased by more than 5% compared to previous week average price.
 Price decreased by more than 5% compared to previous week average price.

Retail: Daily Prices



* Prices of food commodities may vary due to quality and markets among other factors.