
Daily Price Report

A Summary of Price¹ Developments - 28 February 2019



Vegetables

- Price of most vegetable varieties **increased** in **Pettah** market due to **low supply** from **Nuwara Eliya, Embilipitiya** and **Monaragala** areas.



Fruits

- Price of **Papaws decreased** reportedly due to **low demand**.
- Price of **Pineapples increased** due to **low supply** from **Gampaha** area.



Other

- Price of **Imported Big Onions decreased** in both **Pettah** and **Dambulla** markets due to **high supply** from **India**.
- Price of **Imported Potatoes increased** in **Pettah** market due to **low supply** from **Pakistan**.

¹ Price developments are analysed compared to average prices of the previous week.



Statistics Department
Central Bank of Sri Lanka

Wholesale and Retail Prices of Selected Food Commodities - 2019-02-28

Vegetables

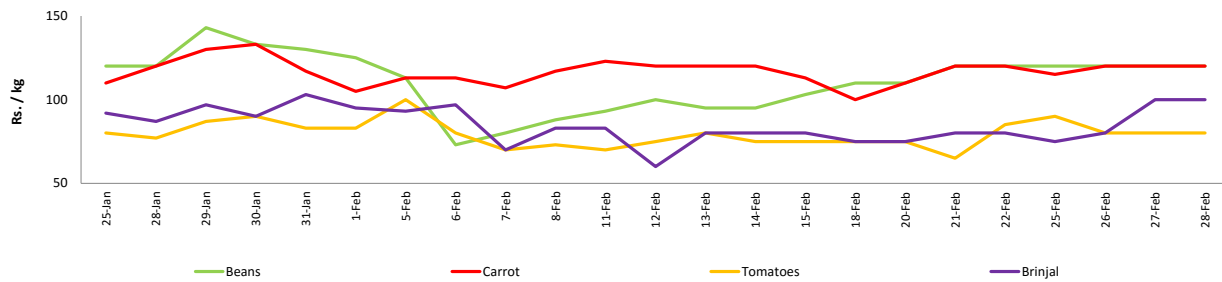
Item	Unit	Wholesale						Retail					
		Pettah			Dambulla			Pettah			Dambulla		
		Previous Week	Yesterday	Today	Previous Week	Yesterday	Today	Previous Week	Yesterday	Today	Previous Week	Yesterday	Today
Beans	Rs./Kg	78.00	90.00	90.00	78.00	78.00	95.00	115.00	120.00	120.00	98.00	98.00	115.00
Carrot	Rs./Kg	76.00	90.00	85.00	84.00	65.00	83.00	113.00	120.00	120.00	104.00	85.00	103.00
Cabbage	Rs./Kg	33.00	35.00	35.00	19.00	17.00	15.00	63.00	60.00	60.00	39.00	37.00	35.00
Tomatoes	Rs./Kg	39.00	45.00	45.00	34.00	33.00	33.00	75.00	80.00	80.00	54.00	53.00	53.00
Brinjal	Rs./Kg	43.00	70.00	75.00	39.00	85.00	85.00	78.00	100.00	100.00	59.00	105.00	105.00
Pumpkin	Rs./Kg	21.00	20.00	20.00	23.00	18.00	25.00	51.00	50.00	50.00	44.00	38.00	45.00
Snake gourd	Rs./Kg	50.00	50.00	55.00	38.00	43.00	38.00	85.00	80.00	95.00	58.00	63.00	58.00

Price increased by more than 5% compared to previous week average price.

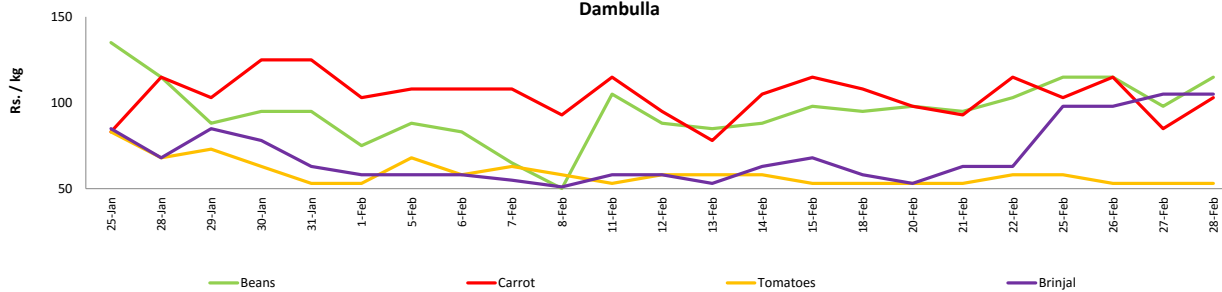
Price decreased by more than 5% compared to previous week average price.

Retail: Daily Prices

Pettah



Dambulla



Fruits

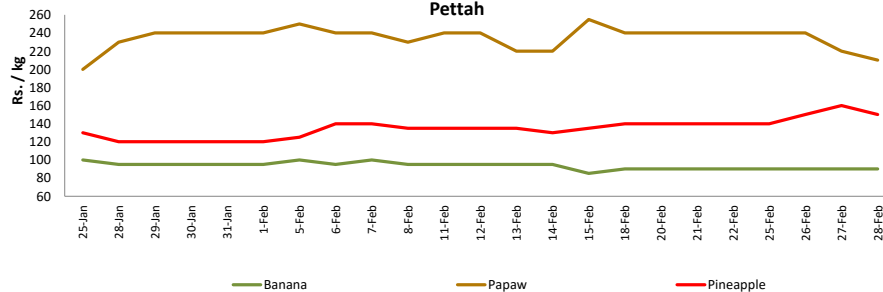
Item	Unit	Wholesale						Retail					
		Pettah			Pettah			Pettah			Pettah		
		Previous Week	Yesterday	Today	Previous Week	Yesterday	Today	Previous Week	Yesterday	Today	Previous Week	Yesterday	Today
Banana (Sour)	Rs./Kg	60.00	55.00	55.00	90.00	90.00	90.00	90.00	90.00	90.00	90.00	90.00	90.00
Papaw	Rs./Kg	200.00	185.00	180.00	240.00	220.00	210.00	240.00	220.00	210.00	240.00	220.00	210.00
Pineapple	Rs./Kg	100.00	120.00	120.00	140.00	160.00	150.00	140.00	160.00	150.00	140.00	160.00	150.00
Apple (Imp)	Rs./Each				40.00	40.00	40.00	40.00	40.00	40.00	40.00	40.00	40.00
Orange (Imp)	Rs./Each				40.00	40.00	40.00	40.00	40.00	40.00	40.00	40.00	40.00

Price increased by more than 5% compared to previous week average price.

Price decreased by more than 5% compared to previous week average price.

Retail: Daily Prices

Pettah



Wholesale and Retail Prices of Selected Food Commodities - 2019-02-28

Rice

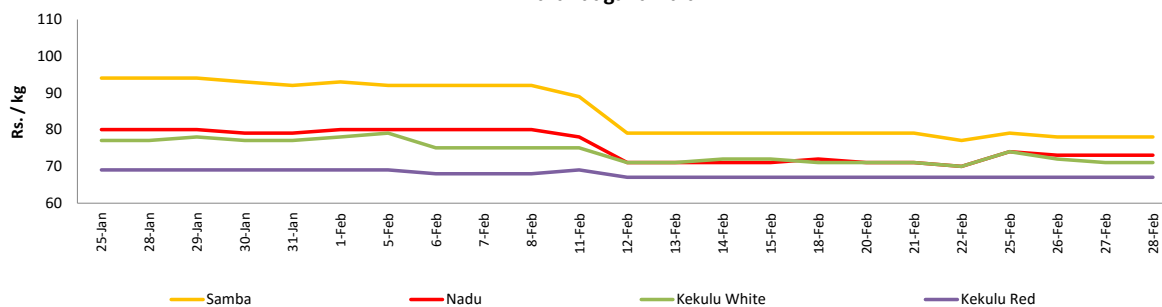
Item	Unit	Wholesale						Retail		
		Maradagahamula			Pettah			Pettah		
		Previous Week	Yesterday	Today	Previous Week	Yesterday	Today	Previous Week	Yesterday	Today
Samba	Rs./Kg	79.00	78.00	78.00	98.00	95.00	95.00	108.00	105.00	105.00
Nadu	Rs./Kg	71.00	73.00	73.00	78.00	73.00	73.00	88.00	80.00	80.00
Kekulu White	Rs./Kg	71.00	71.00	71.00	77.00	68.00	68.00	85.00	75.00	75.00
Kekulu Red	Rs./Kg	67.00	67.00	67.00	76.00	63.00	63.00	85.00	75.00	75.00

Price increased by more than 5% compared to previous week average price.

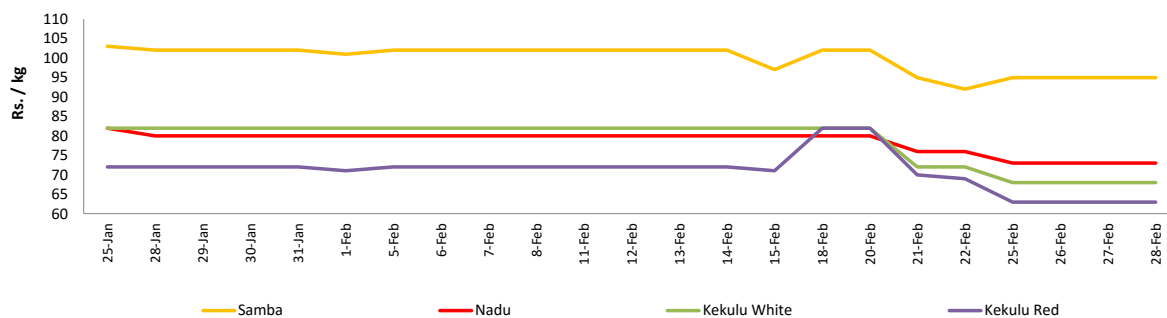
Price decreased by more than 5% compared to previous week average price.

Wholesale: Daily Prices

Marandagahamula

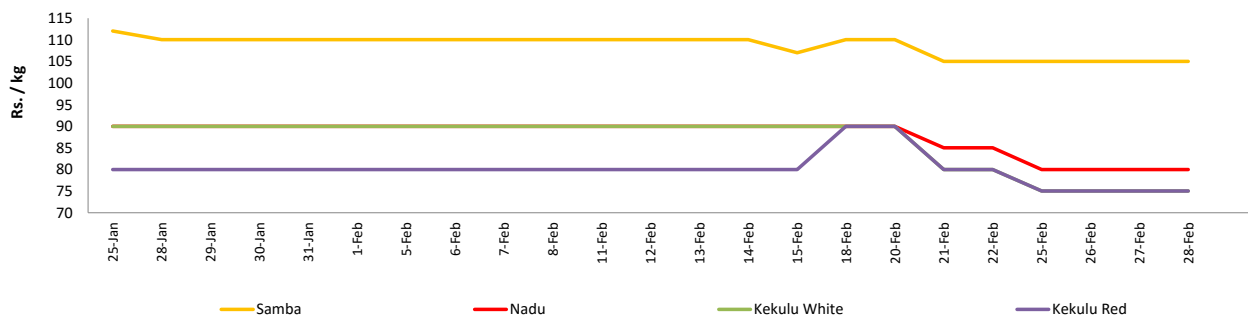


Pettah



Retail: Daily Prices

Pettah



Wholesale and Retail Prices of Selected Food Commodities - 2019-02-28

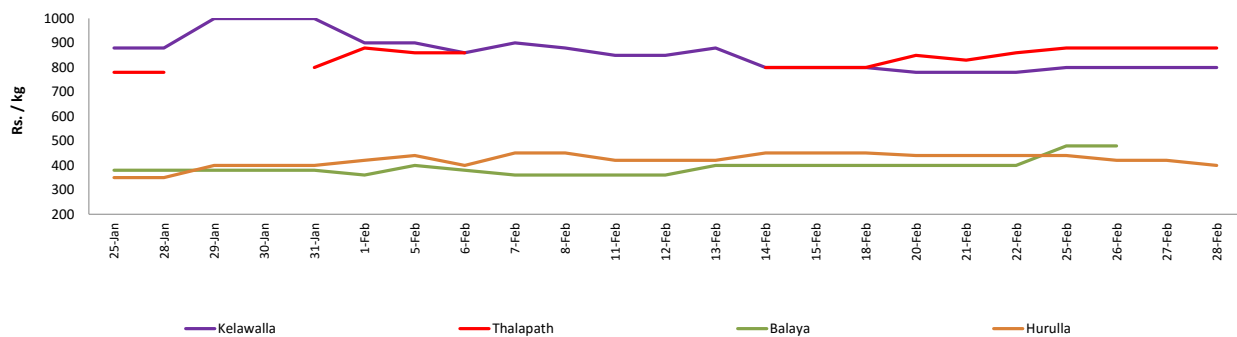
Fish

Item	Unit	Wholesale						Retail					
		Peliyagoda			Negombo			Peliyagoda			Negombo		
		Previous Week	Yesterday	Today	Previous Week	Yesterday	Today	Previous Week	Yesterday	Today	Previous Week	Yesterday	Today
Kelawalla	Rs./Kg	485.00	500.00	500.00	635.00	680.00	680.00	785.00	800.00	800.00	908.00	950.00	950.00
Thalapath	Rs./Kg	658.00	700.00	700.00	755.00	700.00	730.00	835.00	880.00	880.00	1000.00	930.00	950.00
Balaya	Rs./Kg	300.00	0.00	400.00	315.00	320.00	320.00	400.00	0.00	500.00	520.00	520.00	520.00
Paraw	Rs./Kg	513.00	550.00	500.00	533.00	540.00	540.00	813.00	850.00	800.00	835.00	890.00	850.00
Salaya	Rs./Kg	133.00	150.00	100.00	140.00	150.00	160.00	163.00	180.00	150.00	210.00	220.00	240.00
Hurulla	Rs./Kg	343.00	320.00	300.00	278.00	260.00	230.00	443.00	420.00	400.00	388.00	350.00	300.00

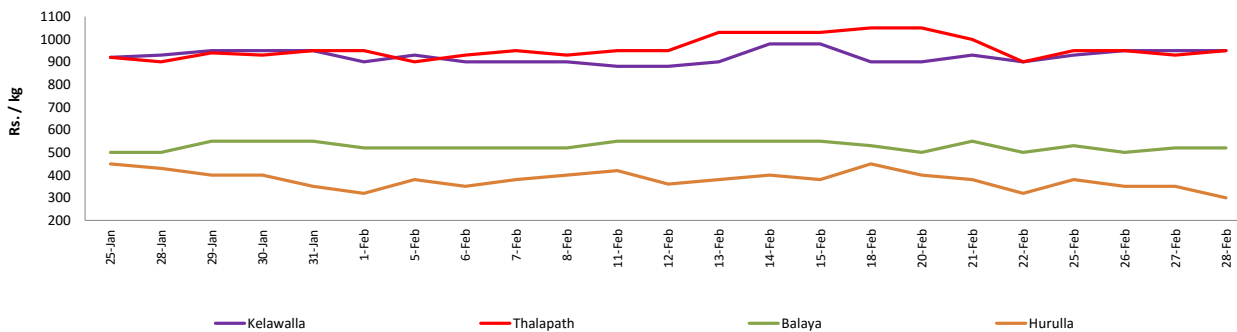
- Price increased by more than 5% compared to previous week average price.
Price decreased by more than 5% compared to previous week average price.

Retail: Daily Prices

Peliyagoda



Negombo



Wholesale and Retail Prices of Selected Food Commodities - 2019-02-28

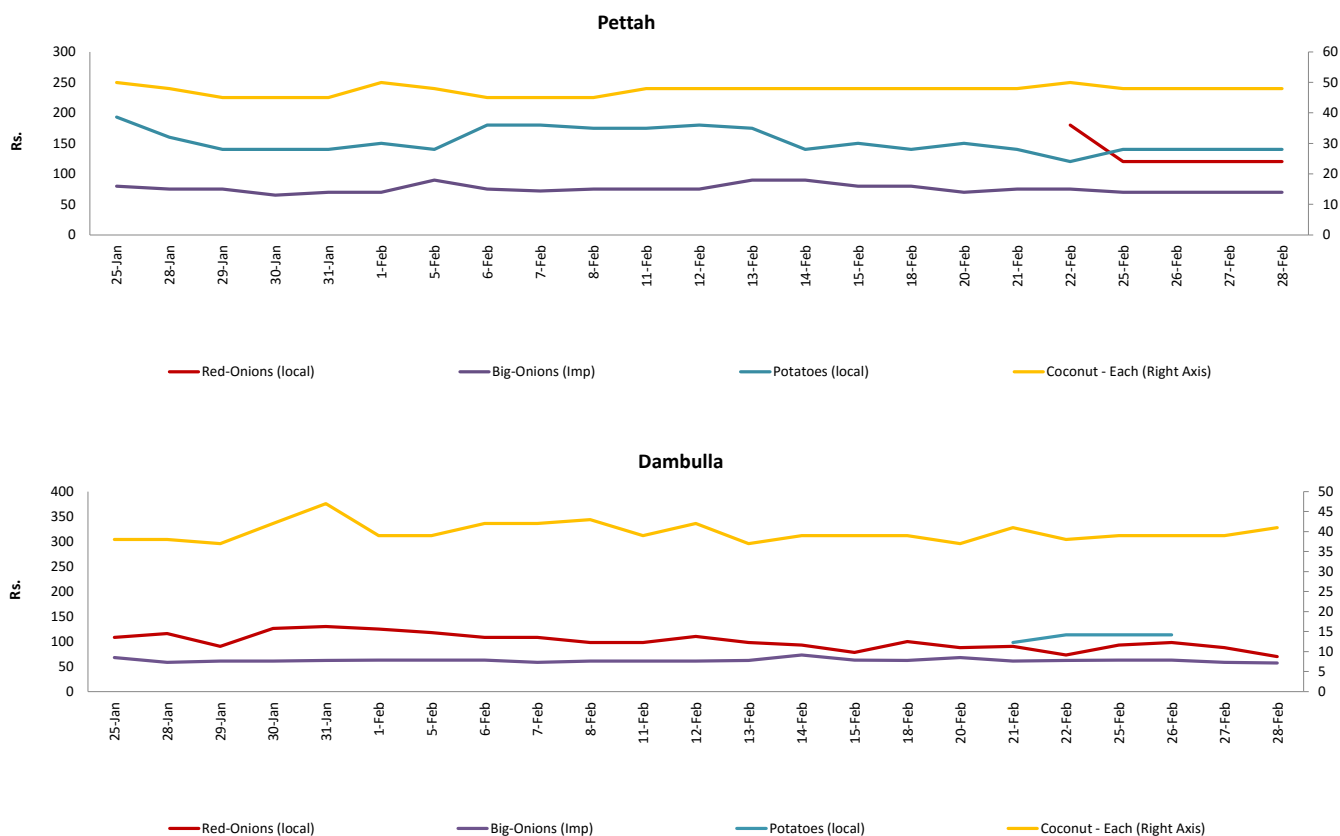
Other

Item	Unit	Wholesale						Retail					
		Pettah			Dambulla			Pettah			Dambulla		
		Previous Week	Yesterday	Today	Previous Week	Yesterday	Today	Previous Week	Yesterday	Today	Previous Week	Yesterday	Today
Red-Onions (local)	Rs./Kg	85.00	90.00	90.00	77.00	78.00	60.00	180.00	120.00	120.00	88.00	88.00	70.00
Red-Onions (Imp)	Rs./Kg	120.00	120.00	120.00	n.a.	n.a.	n.a.	150.00	160.00	160.00	n.a.	n.a.	n.a.
Big-Onions (local)	Rs./Kg	n.a.	n.a.	n.a.	n.a.	n.a.	n.a.	n.a.	n.a.	n.a.	n.a.	n.a.	n.a.
Big-Onions (Imp)	Rs./Kg	56.00	47.00	48.00	53.00	48.00	47.00	75.00	70.00	70.00	63.00	58.00	57.00
Potatoes (local)	Rs./Kg	109.00	110.00	110.00	92.00	n.a.	n.a.	138.00	140.00	140.00	106.00	n.a.	n.a.
Potatoes (Imp)	Rs./Kg	73.00	80.00	80.00				90.00	95.00	95.00			
Dried Chillies (Imp)	Rs./Kg	279.00	280.00	280.00	276.00	258.00	260.00	329.00	330.00	330.00	286.00	268.00	270.00
Coconut	Rs./Nut	41.00	40.00	40.00	34.00	34.00	37.00	49.00	48.00	48.00	39.00	39.00	41.00
Coconut oil	Rs./Ltr	340.00	340.00	340.00				360.00	360.00	360.00			
Dhal	Rs./Kg	116.00	117.00	117.00				128.00	130.00	130.00			
Sugar	Rs./Kg	95.00	94.00	94.00				100.00	100.00	100.00			
Eggs	Rs./Each	17.50	16.50	16.50				18.50	17.50	17.50			
Katta	Rs./Kg	880.00	880.00	880.00				950.00	950.00	950.00			
Sprats	Rs./Kg	500.00	500.00	500.00				550.00	550.00	550.00			

Price increased by more than 5% compared to previous week average price.

Price decreased by more than 5% compared to previous week average price.

Retail: Daily Prices



* Prices of food commodities may vary due to quality and markets among other factors.