
Daily Price Report

A Summary of Price¹ Developments - 25 February 2019



Vegetables

- Price of **Brinjals increased significantly** in **Dambulla** market due to **low supply** from **Mahiyangana** area.



Rice

- Prices of rice varieties **decreased** in **Pettah** market as **new stocks** are being received from **Polonnaruwa** area.



Fish

- Prices of most fish varieties **increased** in **Peliyagoda** market due to **low supply** from **Southern** coastal area.

¹ Price developments are analysed compared to average prices of the previous week.



Statistics Department
Central Bank of Sri Lanka

Wholesale and Retail Prices of Selected Food Commodities - 2019-02-25

Vegetables

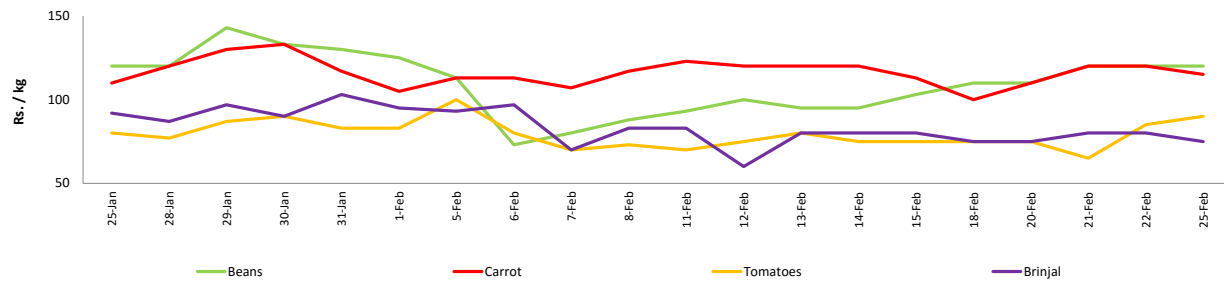
Item	Unit	Wholesale						Retail					
		Pettah			Dambulla			Pettah			Dambulla		
		Previous Week	2019.02.22	Today	Previous Week	2019.02.22	Today	Previous Week	2019.02.22	Today	Previous Week	2019.02.22	Today
Beans	Rs./Kg	78.00	85.00	90.00	78.00	83.00	95.00	115.00	120.00	120.00	98.00	103.00	115.00
Carrot	Rs./Kg	76.00	73.00	85.00	84.00	95.00	83.00	113.00	120.00	115.00	104.00	115.00	103.00
Cabbage	Rs./Kg	33.00	26.00	35.00	19.00	11.00	11.00	63.00	70.00	60.00	39.00	31.00	31.00
Tomatoes	Rs./Kg	39.00	35.00	45.00	34.00	38.00	38.00	75.00	85.00	90.00	54.00	58.00	58.00
Brinjal	Rs./Kg	43.00	50.00	40.00	39.00	43.00	78.00	78.00	80.00	75.00	59.00	63.00	98.00
Pumpkin	Rs./Kg	21.00	22.00	20.00	23.00	17.00	23.00	51.00	50.00	50.00	44.00	37.00	43.00
Snake gourd	Rs./Kg	50.00	45.00	45.00	38.00	38.00	33.00	85.00	80.00	80.00	58.00	58.00	53.00

Price increased by more than 5% compared to previous week average price.

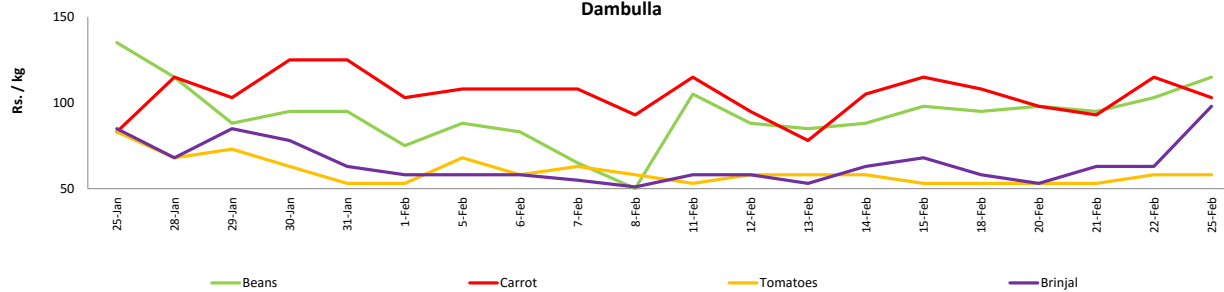
Price decreased by more than 5% compared to previous week average price.

Retail: Daily Prices

Pettah



Dambulla



Fruits

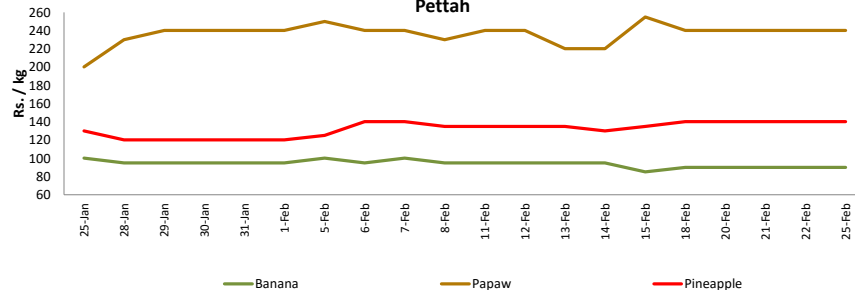
Item	Unit	Wholesale					
		Pettah			Retail		
		Previous Week	2019.02.22	Today	Previous Week	2019.02.22	Today
Banana (Sour)	Rs./Kg	60.00	60.00	55.00	90.00	90.00	90.00
Papaw	Rs./Kg	200.00	200.00	200.00	240.00	240.00	240.00
Pineapple	Rs./Kg	100.00	100.00	100.00	140.00	140.00	140.00
Apple (Imp)	Rs./Each				40.00	40.00	40.00
Orange (Imp)	Rs./Each				40.00	40.00	40.00

Price increased by more than 5% compared to previous week average price.

Price decreased by more than 5% compared to previous week average price.

Retail: Daily Prices

Pettah



Wholesale and Retail Prices of Selected Food Commodities - 2019-02-25

Rice

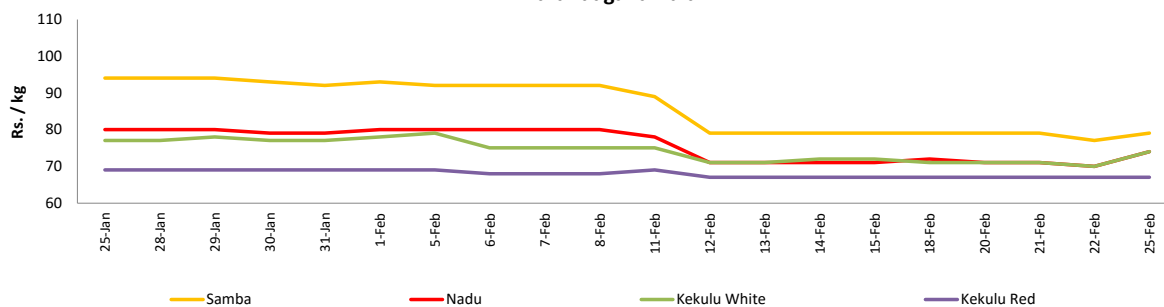
Item	Unit	Wholesale						Retail		
		Maradagahamula			Pettah			Pettah		
		Previous Week	2019.02.22	Today	Previous Week	2019.02.22	Today	Previous Week	2019.02.22	Today
Samba	Rs./Kg	79.00	77.00	79.00	98.00	92.00	95.00	108.00	105.00	105.00
Nadu	Rs./Kg	71.00	70.00	74.00	78.00	76.00	73.00	88.00	85.00	80.00
Kekulu White	Rs./Kg	71.00	70.00	74.00	77.00	72.00	68.00	85.00	80.00	75.00
Kekulu Red	Rs./Kg	67.00	67.00	67.00	76.00	69.00	63.00	85.00	80.00	75.00

Price increased by more than 5% compared to previous week average price.

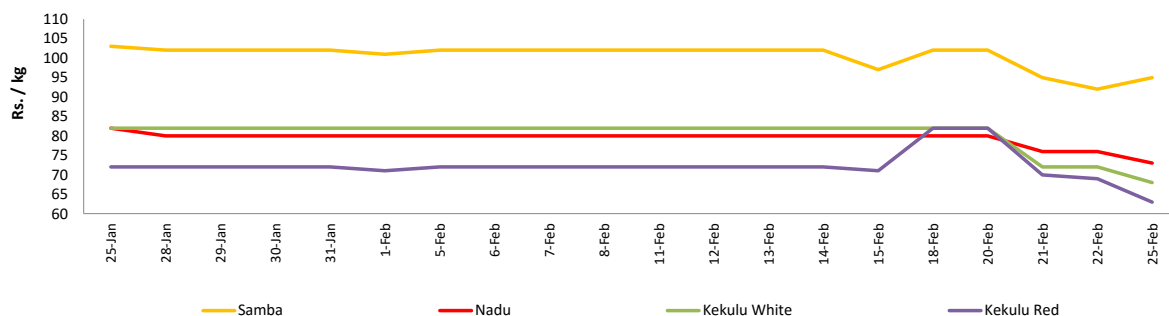
Price decreased by more than 5% compared to previous week average price.

Wholesale: Daily Prices

Marandagahamula

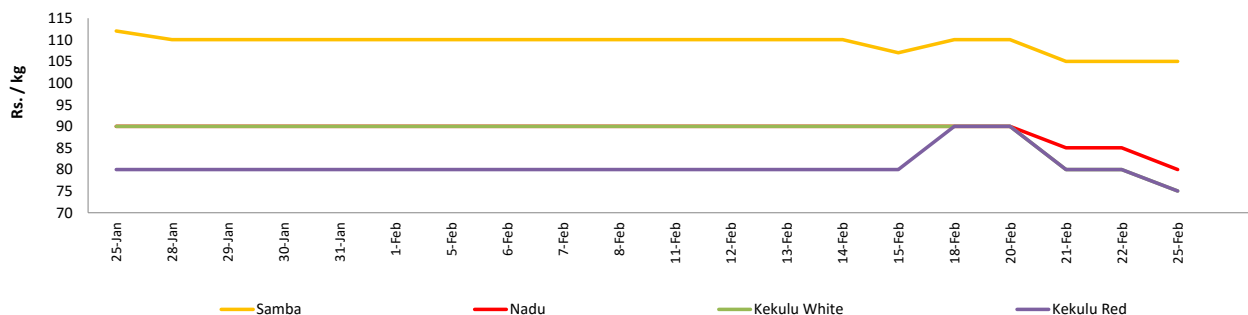


Pettah



Retail: Daily Prices

Pettah



Wholesale and Retail Prices of Selected Food Commodities - 2019-02-25

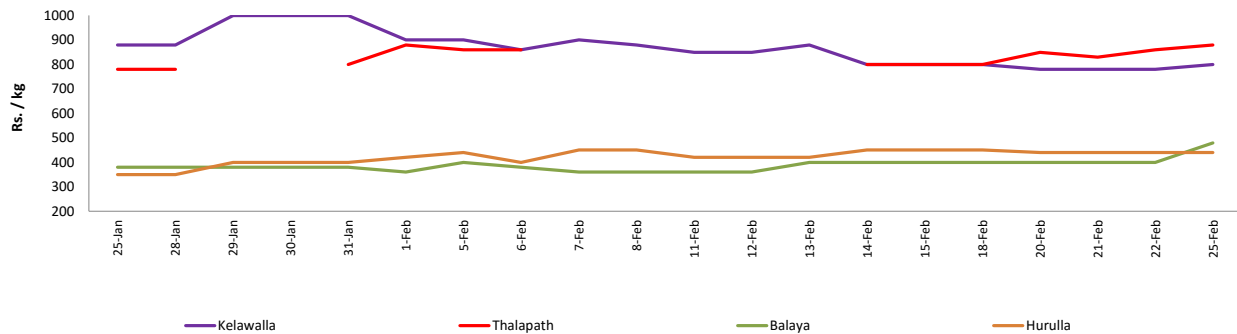
Fish

Item	Unit	Wholesale						Retail					
		Peliyagoda			Negombo			Peliyagoda			Negombo		
		Previous Week	2019.02.22	Today	Previous Week	2019.02.22	Today	Previous Week	2019.02.22	Today	Previous Week	2019.02.22	Today
Kelawalla	Rs./Kg	485.00	480.00	500.00	635.00	630.00	650.00	785.00	780.00	800.00	908.00	900.00	930.00
Thalapath	Rs./Kg	658.00	680.00	700.00	755.00	720.00	700.00	835.00	860.00	880.00	1000.00	900.00	950.00
Balaya	Rs./Kg	300.00	300.00	380.00	315.00	300.00	300.00	400.00	400.00	480.00	520.00	500.00	530.00
Paraw	Rs./Kg	513.00	500.00	500.00	533.00	550.00	540.00	813.00	800.00	800.00	835.00	850.00	890.00
Salaya	Rs./Kg	133.00	120.00	150.00	140.00	130.00	160.00	163.00	150.00	180.00	210.00	200.00	230.00
Hurulla	Rs./Kg	343.00	340.00	340.00	278.00	250.00	280.00	443.00	440.00	440.00	388.00	320.00	380.00

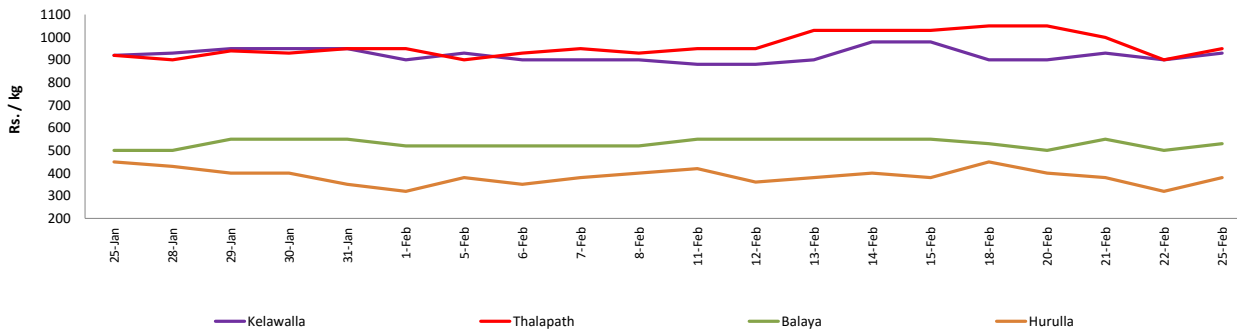
- Price increased by more than 5% compared to previous week average price.
Price decreased by more than 5% compared to previous week average price.

Retail: Daily Prices

Peliyagoda



Negombo



Wholesale and Retail Prices of Selected Food Commodities - 2019-02-25

Other

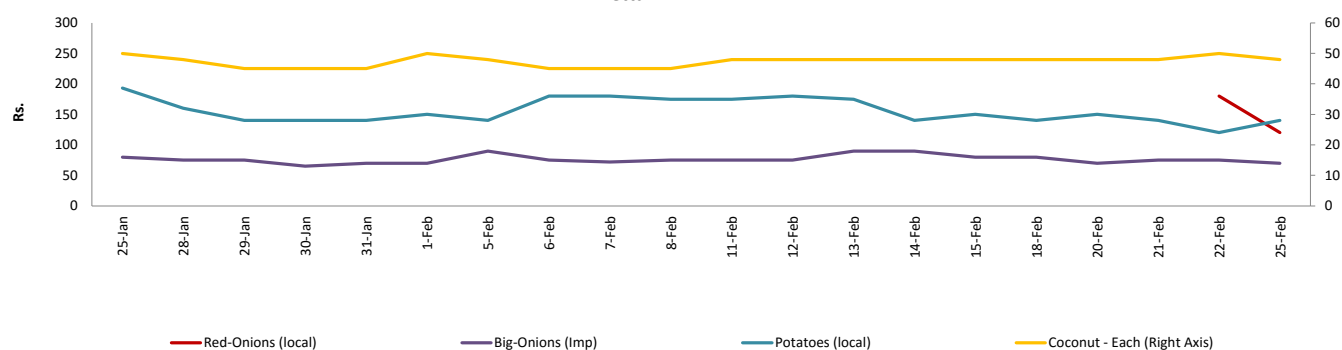
Item	Unit	Wholesale						Retail					
		Pettah			Dambulla			Pettah			Dambulla		
		Previous Week	2019.02.22	Today	Previous Week	2019.02.22	Today	Previous Week	2019.02.22	Today	Previous Week	2019.02.22	Today
Red-Onions (local)	Rs./Kg	85.00	85.00	90.00	77.00	63.00	83.00	180.00	180.00	120.00	88.00	73.00	93.00
Red-Onions (Imp)	Rs./Kg	120.00	120.00	120.00	n.a.	n.a.	n.a.	150.00	155.00	160.00	n.a.	n.a.	n.a.
Big-Onions (local)	Rs./Kg	n.a.	n.a.	n.a.	n.a.	n.a.	n.a.	n.a.	n.a.	n.a.	n.a.	n.a.	n.a.
Big-Onions (Imp)	Rs./Kg	56.00	53.00	48.00	53.00	52.00	53.00	75.00	75.00	70.00	63.00	62.00	63.00
Potatoes (local)	Rs./Kg	109.00	95.00	110.00	92.00	95.00	103.00	138.00	120.00	140.00	106.00	113.00	113.00
Potatoes (Imp)	Rs./Kg	73.00	70.00	75.00				90.00	90.00	90.00			
Dried Chillies (Imp)	Rs./Kg	279.00	275.00	280.00	276.00	273.00	268.00	329.00	325.00	330.00	286.00	283.00	278.00
Coconut	Rs./Nut	41.00	42.00	40.00	34.00	33.00	34.00	49.00	50.00	48.00	39.00	38.00	39.00
Coconut oil	Rs./Ltr	340.00	340.00	340.00				360.00	360.00	360.00			
Dhal	Rs./Kg	116.00	115.00	117.00				128.00	130.00	130.00			
Sugar	Rs./Kg	95.00	94.00	94.00				100.00	100.00	100.00			
Eggs	Rs./Each	17.50	17.50	16.50				18.50	18.50	17.50			
Katta	Rs./Kg	880.00	880.00	880.00				950.00	950.00	950.00			
Sprats	Rs./Kg	500.00	500.00	500.00				550.00	550.00	550.00			

Price increased by more than 5% compared to previous week average price.

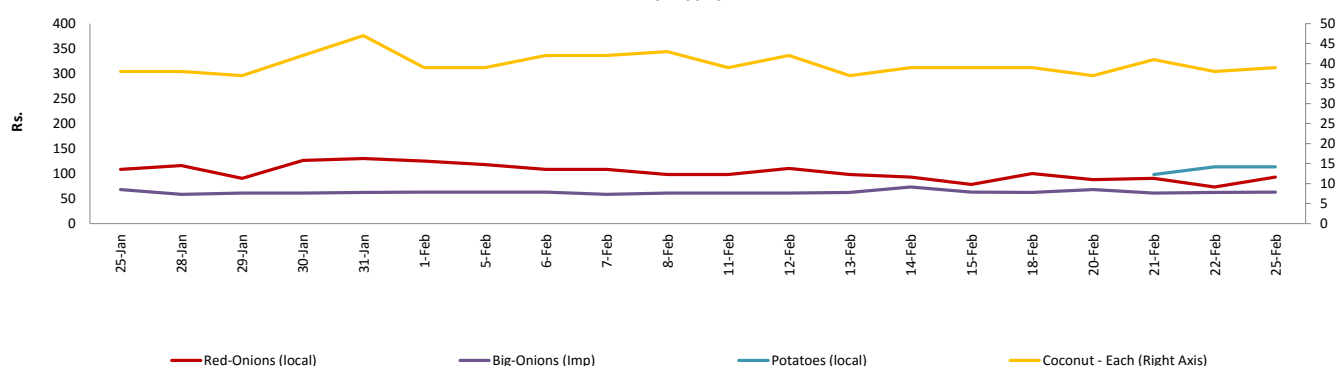
Price decreased by more than 5% compared to previous week average price.

Retail: Daily Prices

Pettah



Dambulla



* Prices of food commodities may vary due to quality and markets among other factors.