

---

# Daily Price Report

A Summary of Price<sup>1</sup> Developments - 22 February 2019

---



## Vegetables

- Price of **Beans increased** in both **Pettah** and **Dambulla** markets due to **low supply** from **Balangoda** and **Nuwara Eliya** areas respectively.



## Rice

- Prices of rice varieties **decreased** in **Pettah** market as **new stocks** are being received from **Polonnaruwa** area.



## Fish

- Prices of most fish varieties **decreased** in both markets due to **favourable supply** from **Southern** and **North Western** coastal areas respectively.



## Other

- Price of **Local Red Onions decreased** in both **Pettah** and **Dambulla** markets due to **favourable supply** from **Jaffna** area.

<sup>1</sup> Price developments are analysed compared to average prices of the previous week.



Statistics Department  
Central Bank of Sri Lanka

## Wholesale and Retail Prices of Selected Food Commodities - 2019-02-22

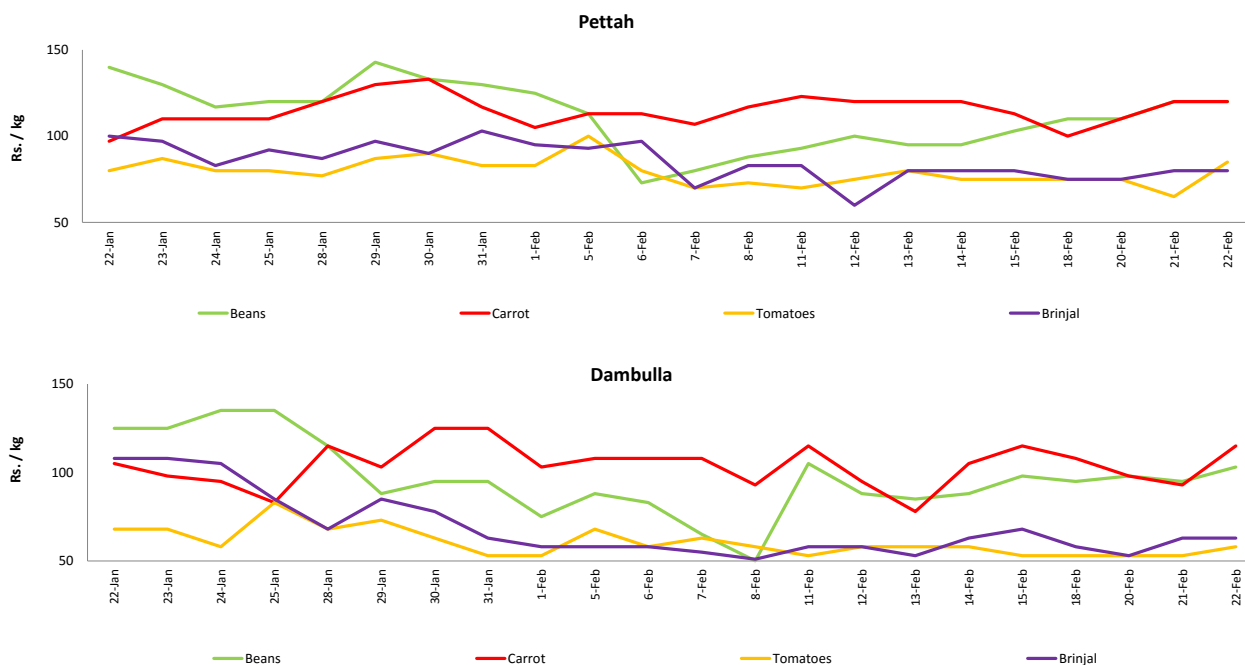
### Vegetables

Item	Unit	Wholesale						Retail					
		Pettah			Dambulla			Pettah			Dambulla		
		Previous Week	Yesterday	Today	Previous Week	Yesterday	Today	Previous Week	Yesterday	Today	Previous Week	Yesterday	Today
Beans	Rs./Kg	56.00	75.00	85.00	73.00	75.00	83.00	97.00	120.00	120.00	93.00	95.00	103.00
Carrot	Rs./Kg	79.00	80.00	73.00	82.00	73.00	95.00	119.00	120.00	120.00	102.00	93.00	115.00
Cabbage	Rs./Kg	41.00	35.00	26.00	19.00	23.00	11.00	71.00	60.00	70.00	39.00	43.00	31.00
Tomatoes	Rs./Kg	39.00	40.00	35.00	36.00	33.00	38.00	75.00	65.00	85.00	56.00	53.00	58.00
Brinjal	Rs./Kg	40.00	40.00	50.00	40.00	43.00	43.00	77.00	80.00	80.00	60.00	63.00	63.00
Pumpkin	Rs./Kg	21.00	20.00	22.00	23.00	20.00	17.00	46.00	50.00	50.00	43.00	43.00	37.00
Snake gourd	Rs./Kg	43.00	45.00	45.00	37.00	38.00	38.00	74.00	80.00	80.00	57.00	58.00	58.00

Price increased by more than 5% compared to previous week average price.

Price decreased by more than 5% compared to previous week average price.

### Retail: Daily Prices



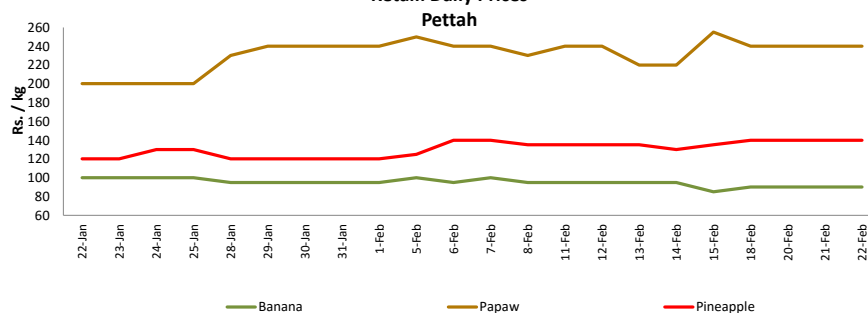
### Fruits

Item	Unit	Wholesale			Retail		
		Pettah					
		Previous Week	Yesterday	Today	Previous Week	Yesterday	Today
Banana (Sour)	Rs./Kg	54.00	60.00	60.00	93.00	90.00	90.00
Papaw	Rs./Kg	196.00	200.00	200.00	235.00	240.00	240.00
Pineapple	Rs./Kg	100.00	100.00	100.00	134.00	140.00	140.00
Apple (Imp)	Rs./Each				36.00	40.00	40.00
Orange (Imp)	Rs./Each				37.00	40.00	40.00

Price increased by more than 5% compared to previous week average price.

Price decreased by more than 5% compared to previous week average price.

### Retail: Daily Prices



## Wholesale and Retail Prices of Selected Food Commodities - 2019-02-22

### Rice

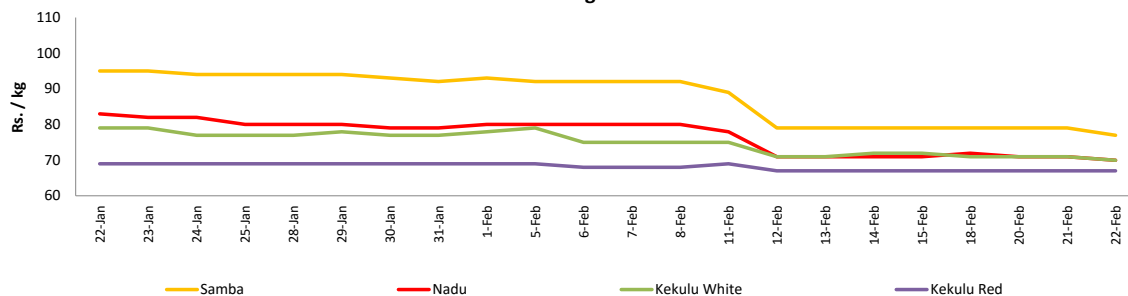
Item	Unit	Wholesale						Retail		
		Maradaghamula			Pettah			Pettah		
		Previous Week	Yesterday	Today	Previous Week	Yesterday	Today	Previous Week	Yesterday	Today
Samba	Rs./Kg	81.00	79.00	77.00	101.00	95.00	92.00	109.00	105.00	105.00
Nadu	Rs./Kg	72.00	71.00	70.00	80.00	76.00	76.00	90.00	85.00	85.00
Kekulu White	Rs./Kg	72.00	71.00	70.00	82.00	72.00	72.00	90.00	80.00	80.00
Kekulu Red	Rs./Kg	67.00	67.00	67.00	72.00	70.00	69.00	80.00	80.00	80.00

Price increased by more than 5% compared to previous week average price.

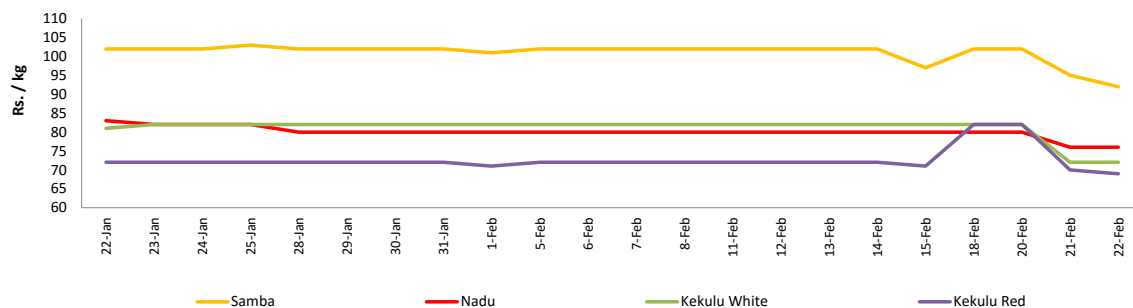
Price decreased by more than 5% compared to previous week average price.

### Wholesale: Daily Prices

#### Marandaghamula

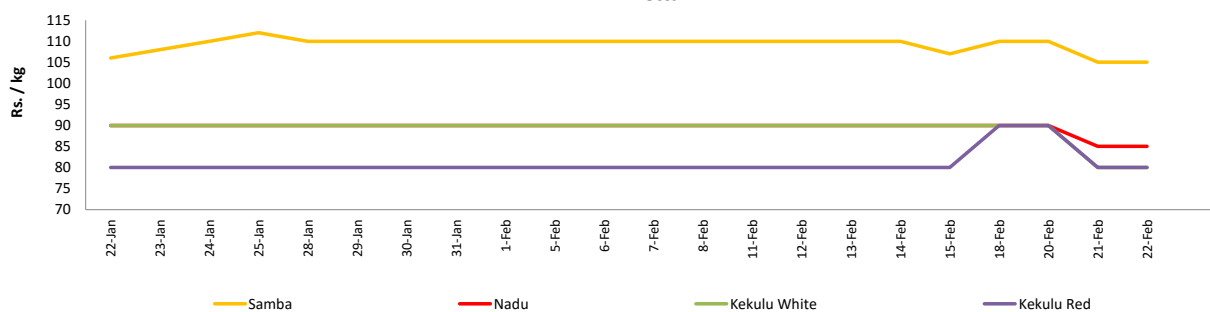


#### Pettah



### Retail: Daily Prices

#### Pettah



## Wholesale and Retail Prices of Selected Food Commodities - 2019-02-22

### Fish

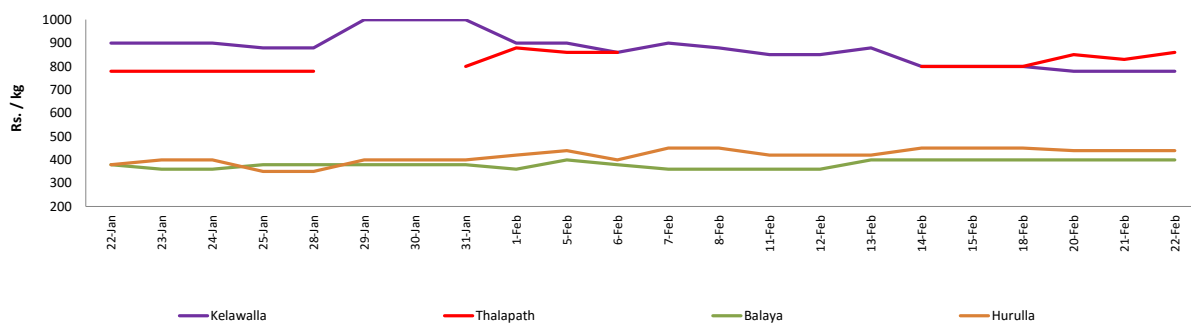
Item	Unit	Wholesale						Retail					
		Peliyagoda			Negombo			Peliyagoda			Negombo		
		Previous Week	Yesterday	Today	Previous Week	Yesterday	Today	Previous Week	Yesterday	Today	Previous Week	Yesterday	Today
Kelawalla	Rs./Kg	534.00	480.00	480.00	632.00	650.00	630.00	836.00	780.00	780.00	924.00	930.00	900.00
Thalapath	Rs./Kg	630.00	650.00	680.00	746.00	740.00	720.00	800.00	830.00	860.00	998.00	1000.00	900.00
Balaya	Rs./Kg	284.00	300.00	300.00	328.00	330.00	300.00	384.00	400.00	400.00	550.00	550.00	500.00
Paraw	Rs./Kg	560.00	500.00	500.00	573.00	520.00	550.00	860.00	800.00	800.00	827.00	830.00	850.00
Salaya	Rs./Kg	144.00	120.00	120.00	160.00	150.00	130.00	176.00	150.00	150.00	234.00	220.00	200.00
Hurulla	Rs./Kg	332.00	340.00	340.00	300.00	280.00	250.00	432.00	440.00	440.00	388.00	380.00	320.00

Price increased by more than 5% compared to previous week average price.

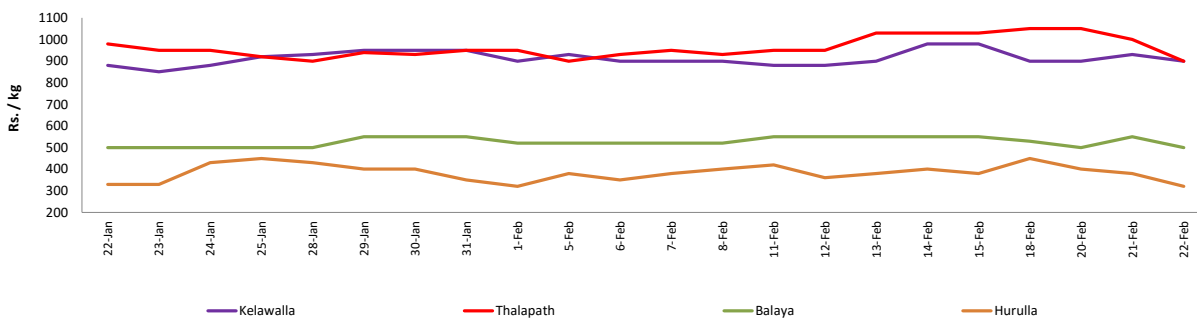
Price decreased by more than 5% compared to previous week average price.

### Retail: Daily Prices

#### Peliyagoda



#### Negombo



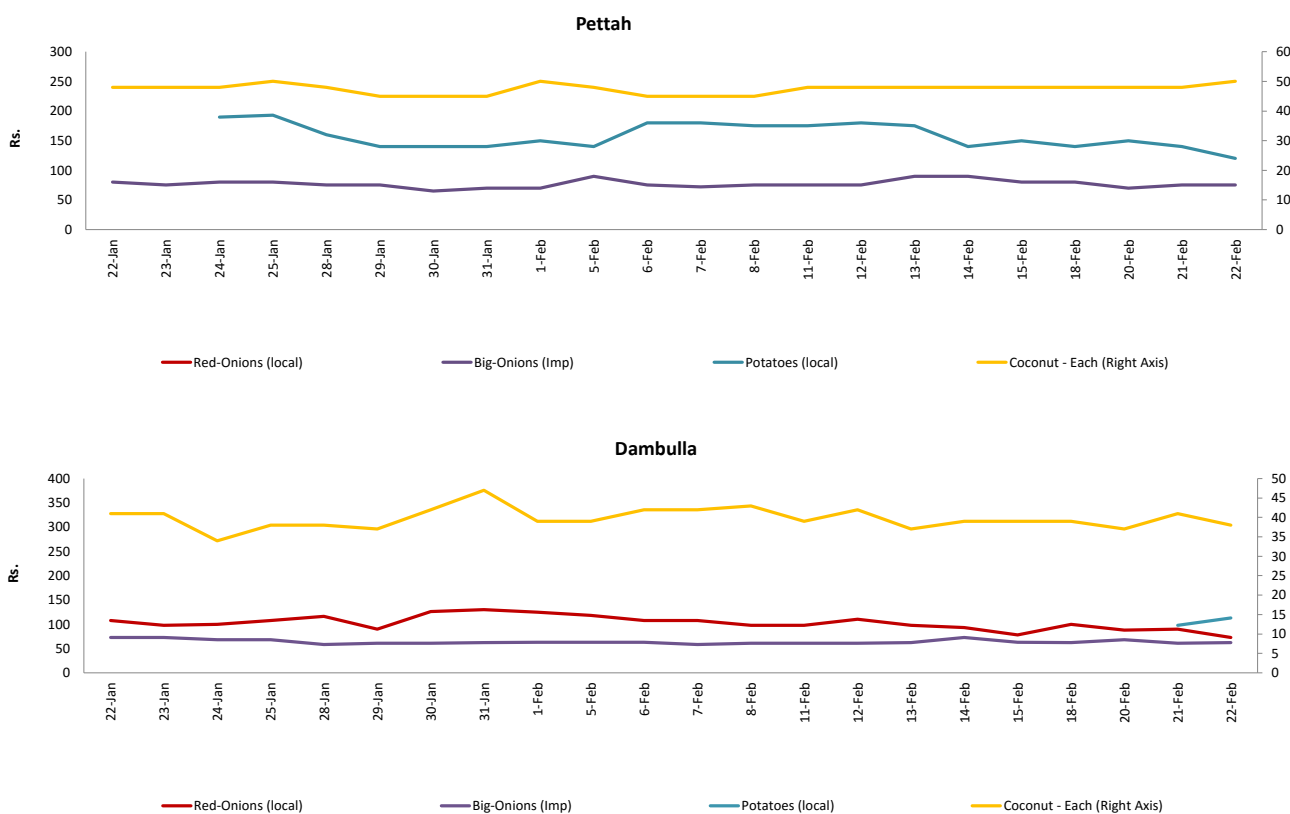
# Wholesale and Retail Prices of Selected Food Commodities - 2019-02-22

Other

Item	Unit	Wholesale						Retail					
		Pettah			Dambulla			Pettah			Dambulla		
		Previous Week	Yesterday	Today	Previous Week	Yesterday	Today	Previous Week	Yesterday	Today	Previous Week	Yesterday	Today
Red-Onions (local)	Rs./Kg	110.00	n.a.	85.00	85.00	80.00	63.00	200.00	n.a.	180.00	95.00	90.00	73.00
Red-Onions (Imp)	Rs./Kg	130.00	120.00	120.00	101.00	n.a.	n.a.	160.00	155.00	155.00	111.00	n.a.	n.a.
Big-Onions (local)	Rs./Kg	n.a.	n.a.	53.00	n.a.	n.a.	n.a.	n.a.	n.a.	75.00	n.a.	n.a.	n.a.
Big-Onions (Imp)	Rs./Kg	58.00	53.00	53.00	54.00	51.00	52.00	82.00	75.00	75.00	64.00	61.00	62.00
Potatoes (local)	Rs./Kg	129.00	110.00	95.00	108.00	88.00	95.00	164.00	140.00	120.00	118.00	98.00	113.00
Potatoes (Imp)	Rs./Kg	72.00	70.00	70.00				87.00	90.00	90.00			
Dried Chillies (Imp)	Rs./Kg	280.00	280.00	275.00	277.00	268.00	273.00	329.00	330.00	325.00	287.00	278.00	283.00
Coconut	Rs./Nut	40.00	40.00	42.00	34.00	36.00	33.00	48.00	48.00	50.00	39.00	41.00	38.00
Coconut oil	Rs./Ltr	340.00	340.00	340.00				360.00	360.00	360.00			
Dhal	Rs./Kg	118.00	117.00	115.00				128.00	130.00	130.00			
Sugar	Rs./Kg	96.00	94.00	94.00				100.00	100.00	100.00			
Eggs	Rs./Each	18.50	17.50	17.50				19.50	18.50	18.50			
Katta	Rs./Kg	880.00	880.00	880.00				950.00	950.00	950.00			
Sprats	Rs./Kg	500.00	500.00	500.00				550.00	550.00	550.00			

- Price increased by more than 5% compared to previous week average price.
- Price decreased by more than 5% compared to previous week average price.

## Retail: Daily Prices



\* Prices of food commodities may vary due to quality and markets among other factors.