

Daily Price Report

A Summary of Price¹ Developments - 20 February 2019



Vegetables

- Prices of vegetable varieties **demonstrated mixed movements** in both **Pettah** and **Dambulla** markets.
- Price of **Beans significantly increased** in **Pettah market** due to **low supply** from **Balangoda** area.



Fish

- Prices of fish varieties **decreased** in both **Peliyagoda** and **Negambo** markets **due to favourable supply** from **Southern, North Western and Northern** coastal areas.



Other

- Price of **Local Potatoes decreased** in **Pettah** market due to **favourable supply** from **Welimada** area.

¹ Price developments are analysed compared to average prices of the previous week.



Statistics Department
Central Bank of Sri Lanka

Wholesale and Retail Prices of Selected Food Commodities - 2019-02-20

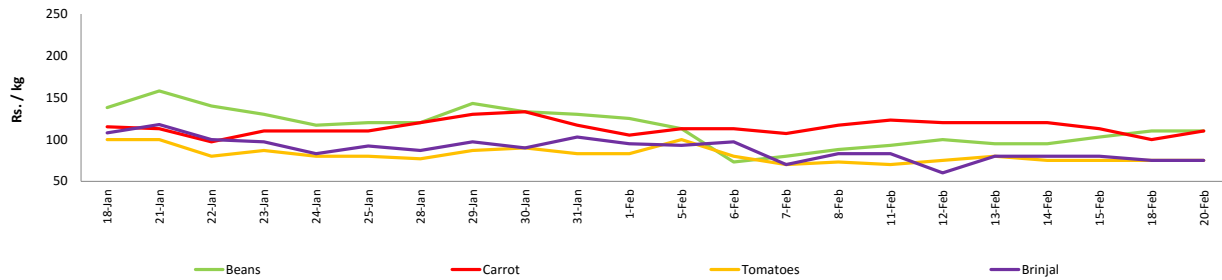
Vegetables

Item	Unit	Wholesale						Retail					
		Pettah			Dambulla			Pettah			Dambulla		
		Previous Week	2019.02.18	Today	Previous Week	2019.02.18	Today	Previous Week	2019.02.18	Today	Previous Week	2019.02.18	Today
Beans	Rs./Kg	56.00	75.00	75.00	73.00	75.00	78.00	97.00	110.00	110.00	93.00	95.00	98.00
Carrot	Rs./Kg	79.00	70.00	80.00	82.00	88.00	78.00	119.00	100.00	110.00	102.00	108.00	98.00
Cabbage	Rs./Kg	41.00	35.00	35.00	19.00	18.00	23.00	71.00	60.00	60.00	39.00	38.00	43.00
Tomatoes	Rs./Kg	39.00	40.00	40.00	36.00	33.00	33.00	75.00	75.00	75.00	56.00	53.00	53.00
Brinjal	Rs./Kg	40.00	40.00	40.00	40.00	38.00	33.00	77.00	75.00	75.00	60.00	58.00	53.00
Pumpkin	Rs./Kg	21.00	20.00	20.00	23.00	28.00	28.00	46.00	55.00	50.00	43.00	48.00	48.00
Snake gourd	Rs./Kg	43.00	60.00	50.00	37.00	38.00	38.00	74.00	95.00	85.00	57.00	58.00	58.00

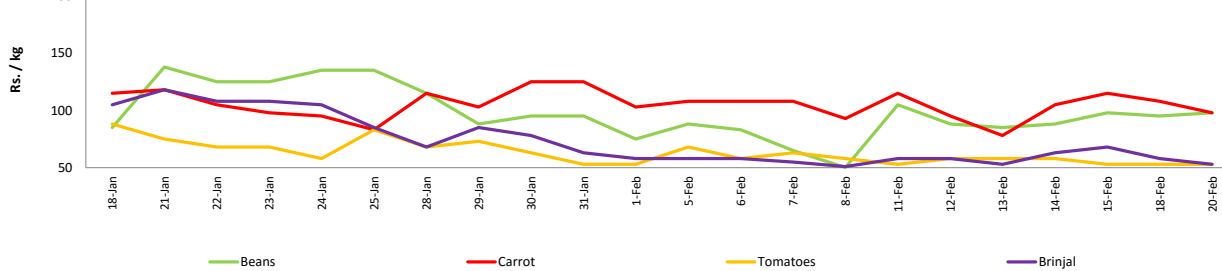
- Price increased by more than 5% compared to previous week average price.
- Price decreased by more than 5% compared to previous week average price.

Retail: Daily Prices

Pettah



Dambulla



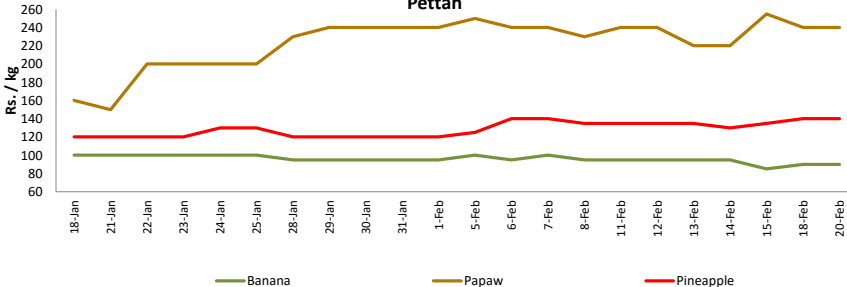
Fruits

Item	Unit	Wholesale			Retail		
		Pettah			Pettah		
		Previous Week	2019.02.18	Today	Previous Week	2019.02.18	Today
Banana (Sour)	Rs./Kg	54.00	60.00	60.00	93.00	90.00	90.00
Papaw	Rs./Kg	196.00	200.00	200.00	235.00	240.00	240.00
Pineapple	Rs./Kg	100.00	100.00	100.00	134.00	140.00	140.00
Apple (Imp)	Rs./Each				36.00	40.00	40.00
Orange (Imp)	Rs./Each				37.00	40.00	40.00

- Price increased by more than 5% compared to previous week average price.
- Price decreased by more than 5% compared to previous week average price.

Retail: Daily Prices

Pettah



Wholesale and Retail Prices of Selected Food Commodities - 2019-02-20

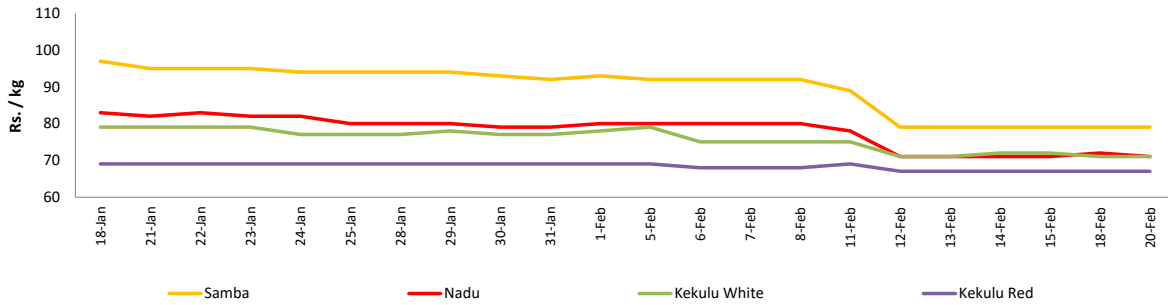
Rice

Item	Unit	Wholesale						Retail		
		Maradaghamula			Pettah			Pettah		
		Previous Week	2019.02.18	Today	Previous Week	2019.02.18	Today	Previous Week	2019.02.18	Today
Samba	Rs./Kg	81.00	79.00	79.00	101.00	102.00	102.00	109.00	110.00	110.00
Nadu	Rs./Kg	72.00	72.00	71.00	80.00	80.00	80.00	90.00	90.00	90.00
Kekulu White	Rs./Kg	72.00	71.00	71.00	82.00	82.00	82.00	90.00	90.00	90.00
Kekulu Red	Rs./Kg	67.00	67.00	67.00	72.00	82.00	82.00	80.00	90.00	90.00

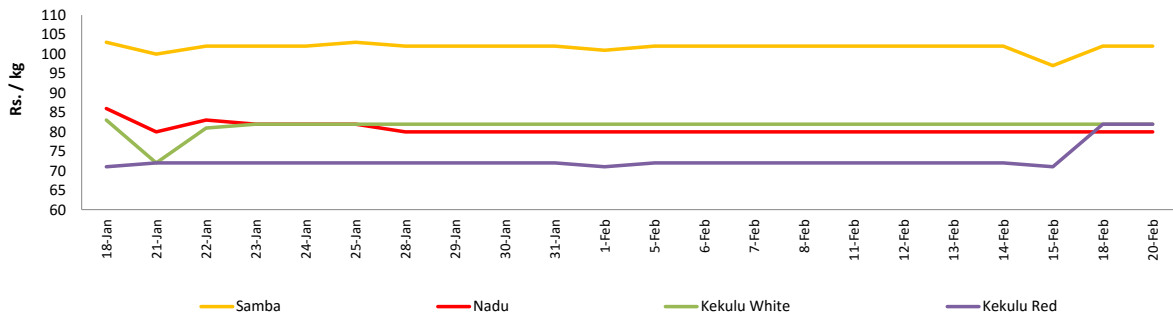
- Price increased by more than 5% compared to previous week average price.
- Price decreased by more than 5% compared to previous week average price.

Wholesale: Daily Prices

Marandaghamula

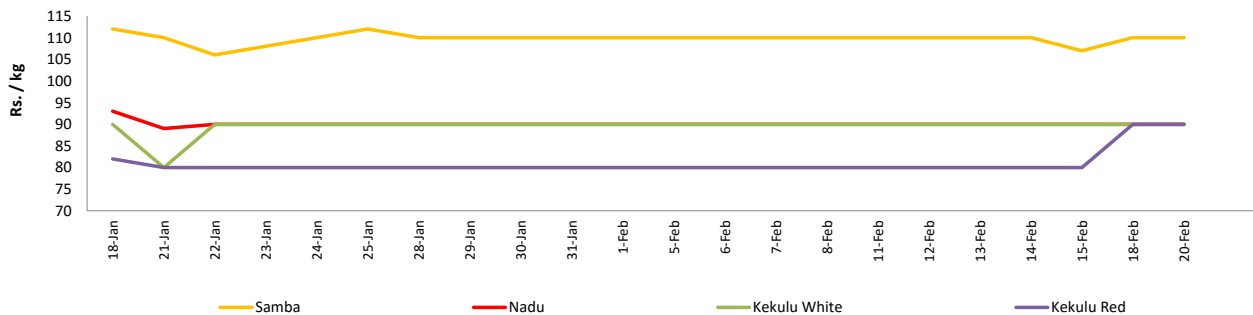


Pettah



Retail: Daily Prices

Pettah



Wholesale and Retail Prices of Selected Food Commodities - 2019-02-20

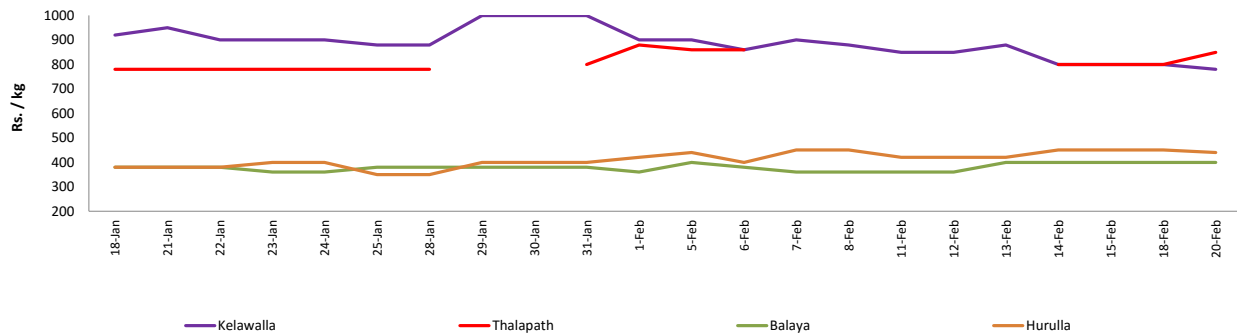
Fish

Item	Unit	Wholesale						Retail					
		Peliyagoda			Negombo			Peliyagoda			Negombo		
		Previous Week	2019.02.18	Today	Previous Week	2019.02.18	Today	Previous Week	2019.02.18	Today	Previous Week	2019.02.18	Today
Kelawalla	Rs./Kg	534.00	500.00	480.00	632.00	630.00	630.00	836.00	800.00	780.00	924.00	900.00	900.00
Thalapath	Rs./Kg	630.00	630.00	670.00	746.00	780.00	780.00	800.00	800.00	850.00	998.00	1050.00	1050.00
Balaya	Rs./Kg	284.00	300.00	300.00	328.00	330.00	300.00	384.00	400.00	400.00	550.00	530.00	500.00
Paraw	Rs./Kg	560.00	550.00	500.00	573.00	530.00	530.00	860.00	850.00	800.00	827.00	830.00	830.00
Salaya	Rs./Kg	144.00	170.00	120.00	160.00	160.00	120.00	176.00	200.00	150.00	234.00	220.00	200.00
Hurulla	Rs./Kg	332.00	350.00	340.00	300.00	330.00	250.00	432.00	450.00	440.00	388.00	450.00	400.00

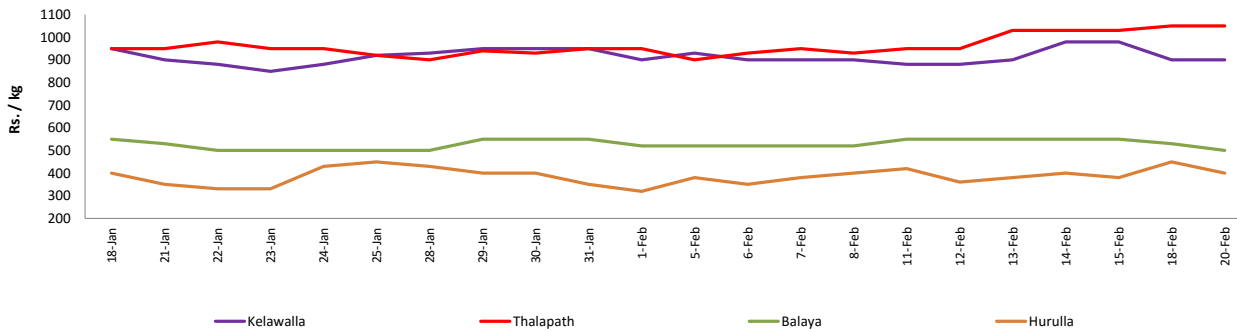
- Price increased by more than 5% compared to previous week average price.
- Price decreased by more than 5% compared to previous week average price.

Retail: Daily Prices

Peliyagoda



Negombo



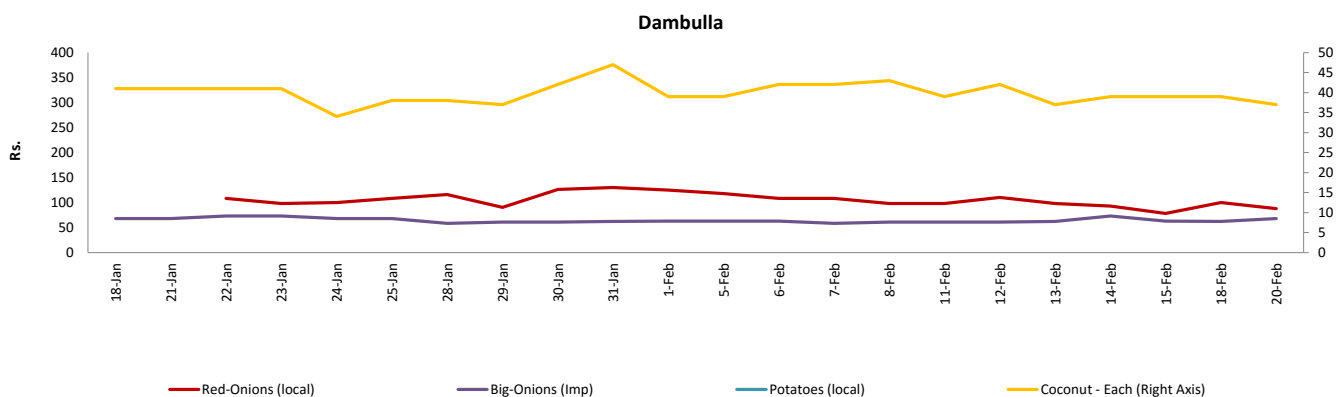
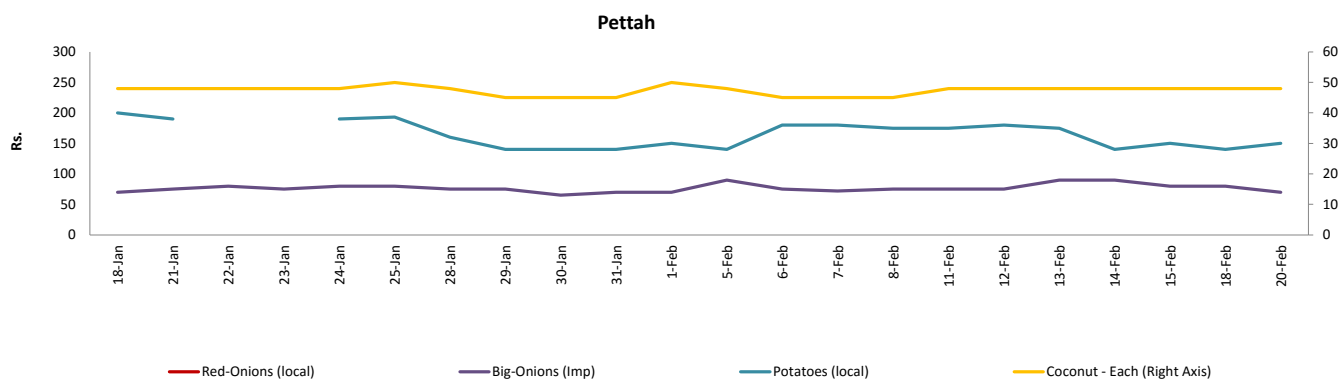
Wholesale and Retail Prices of Selected Food Commodities - 2019-02-20

Other

Item	Unit	Wholesale						Retail					
		Pettah			Dambulla			Pettah			Dambulla		
		Previous Week	2019.02.18	Today	Previous Week	2019.02.18	Today	Previous Week	2019.02.18	Today	Previous Week	2019.02.18	Today
Red-Onions (local)	Rs./Kg	110.00	n.a.	n.a.	85.00	90.00	75.00	200.00	n.a.	n.a.	95.00	100.00	88.00
Red-Onions (Imp)	Rs./Kg	130.00	120.00	120.00	101.00	n.a.	n.a.	160.00	145.00	145.00	111.00	n.a.	n.a.
Big-Onions (local)	Rs./Kg	n.a.	n.a.	n.a.	n.a.	n.a.	n.a.	n.a.	n.a.	n.a.	n.a.	n.a.	n.a.
Big-Onions (Imp)	Rs./Kg	58.00	60.00	59.00	54.00	52.00	58.00	82.00	80.00	70.00	64.00	62.00	68.00
Potatoes (local)	Rs./Kg	129.00	110.00	120.00	108.00	n.a.	n.a.	164.00	140.00	150.00	118.00	n.a.	n.a.
Potatoes (Imp)	Rs./Kg	72.00	75.00	75.00				87.00	90.00	90.00			
Dried Chillies (Imp)	Rs./Kg	280.00	280.00	280.00	277.00	278.00	283.00	329.00	330.00	330.00	287.00	288.00	293.00
Coconut	Rs./Nut	40.00	40.00	40.00	34.00	34.00	31.00	48.00	48.00	48.00	39.00	39.00	37.00
Coconut oil	Rs./Ltr	340.00	340.00	340.00				360.00	360.00	360.00			
Dhal	Rs./Kg	118.00	115.00	115.00				128.00	125.00	125.00			
Sugar	Rs./Kg	96.00	96.00	96.00				100.00	100.00	100.00			
Eggs	Rs./Each	18.50	17.50	17.50				19.50	18.50	18.50			
Katta	Rs./Kg	880.00	880.00	880.00				950.00	950.00	950.00			
Sprats	Rs./Kg	500.00	500.00	500.00				550.00	550.00	550.00			

- Price increased by more than 5% compared to previous week average price.
- Price decreased by more than 5% compared to previous week average price.

Retail: Daily Prices



* Prices of food commodities may vary due to quality and markets among other factors.