

Daily Price Report

A Summary of Price¹ Developments - 18 February 2019



Vegetables

- Prices of vegetable varieties **demonstrated mixed movements** in both **Pettah** and **Dambulla** markets.



Fruits

- Price of **Apples** and **Oranges** **increased** due to **availability** of **larger** varieties.



Other

- Price of **Local Red Onions** **increased** in **Dambulla** market due to **unavailability** of **Imported Red Onions**.
- Price of **Local Potatoes** **decreased** in **Pettah** market due to **favourable supply** from **Welimada** and **Jaffna** areas.

¹ Price developments are analysed compared to average prices of the previous week.



Statistics Department
Central Bank of Sri Lanka

Wholesale and Retail Prices of Selected Food Commodities - 2019-02-18

Vegetables

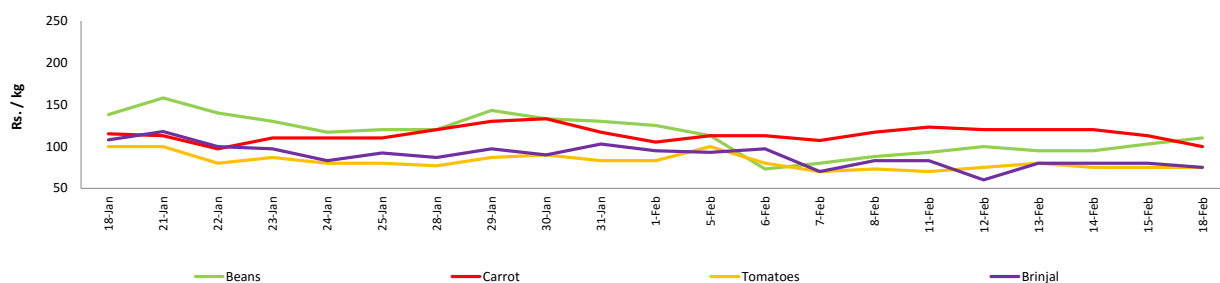
Item	Unit	Wholesale						Retail					
		Pettah			Dambulla			Pettah			Dambulla		
		Previous Week	2019.02.15	Today	Previous Week	2019.02.15	Today	Previous Week	2019.02.15	Today	Previous Week	2019.02.15	Today
Beans	Rs./Kg	56.00	67.00	75.00	73.00	78.00	75.00	97.00	103.00	110.00	93.00	98.00	95.00
Carrot	Rs./Kg	79.00	63.00	70.00	82.00	95.00	88.00	119.00	113.00	100.00	102.00	115.00	108.00
Cabbage	Rs./Kg	41.00	30.00	35.00	19.00	13.00	18.00	71.00	67.00	60.00	39.00	33.00	38.00
Tomatoes	Rs./Kg	39.00	35.00	40.00	36.00	33.00	33.00	75.00	75.00	75.00	56.00	53.00	53.00
Brinjal	Rs./Kg	40.00	37.00	40.00	40.00	48.00	38.00	77.00	80.00	75.00	60.00	68.00	58.00
Pumpkin	Rs./Kg	21.00	15.00	20.00	23.00	20.00	28.00	46.00	43.00	55.00	43.00	40.00	48.00
Snake gourd	Rs./Kg	43.00	37.00	60.00	37.00	33.00	38.00	74.00	75.00	95.00	57.00	53.00	58.00

Price increased by more than 5% compared to previous week average price.

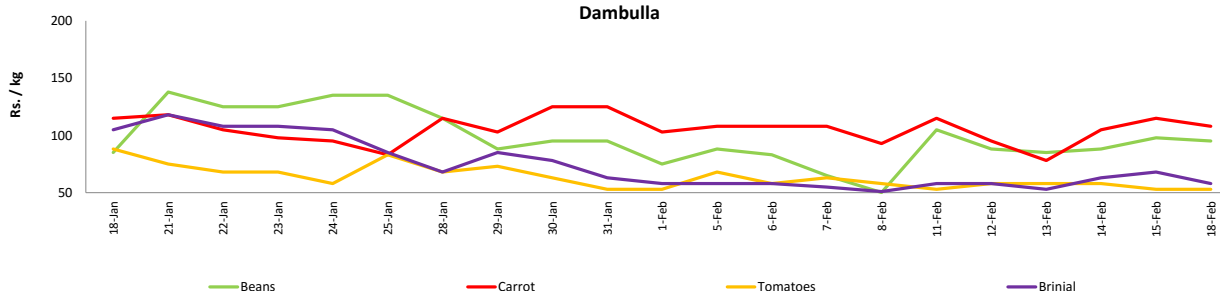
Price decreased by more than 5% compared to previous week average price.

Retail: Daily Prices

Pettah



Dambulla



Fruits

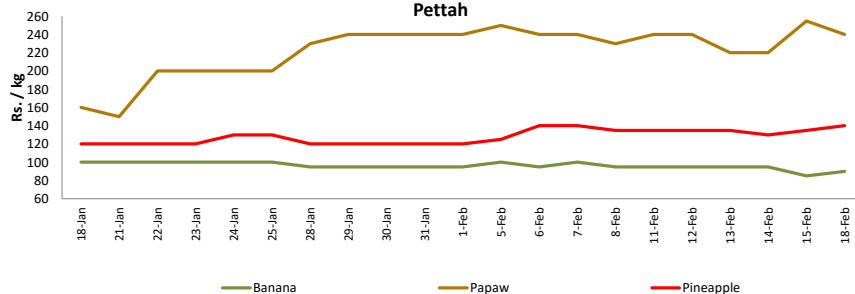
Item	Unit	Wholesale						Retail		
		Pettah								
		Previous Week	2019.02.15	Today	Previous Week	2019.02.15	Today	Previous Week	2019.02.15	Today
Banana (Sour)	Rs./Kg	54.00	50.00	60.00	93.00	85.00	90.00			
Papaw	Rs./Kg	196.00	220.00	200.00	235.00	255.00	240.00			
Pineapple	Rs./Kg	100.00	100.00	100.00	134.00	135.00	140.00			
Apple (Imp)	Rs./Each				36.00	38.00	40.00			
Orange (Imp)	Rs./Each				37.00	38.00	40.00			

Price increased by more than 5% compared to previous week average price.

Price decreased by more than 5% compared to previous week average price.

Retail: Daily Prices

Pettah



Wholesale and Retail Prices of Selected Food Commodities - 2019-02-18

Rice

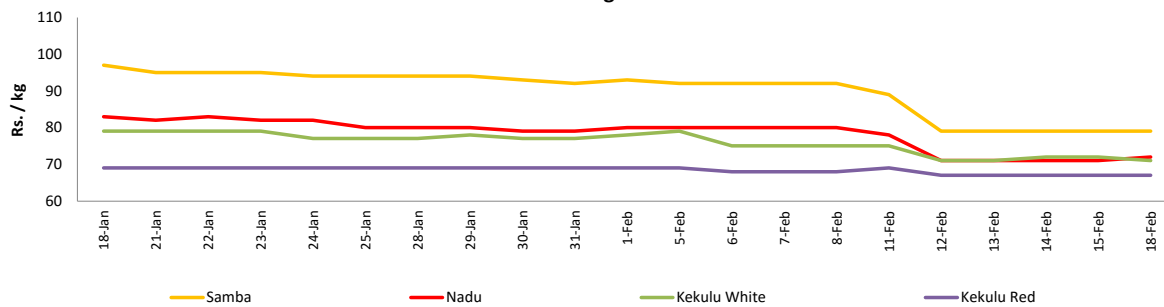
Item	Unit	Wholesale						Retail		
		Maradagahamula			Pettah			Pettah		
		Previous Week	2019.02.15	Today	Previous Week	2019.02.15	Today	Previous Week	2019.02.15	Today
Samba	Rs./Kg	81.00	79.00	79.00	101.00	97.00	102.00	109.00	107.00	110.00
Nadu	Rs./Kg	72.00	71.00	72.00	80.00	80.00	80.00	90.00	90.00	90.00
Kekulu White	Rs./Kg	72.00	72.00	71.00	82.00	82.00	82.00	90.00	90.00	90.00
Kekulu Red	Rs./Kg	67.00	67.00	67.00	72.00	71.00	82.00	80.00	80.00	90.00

Price increased by more than 5% compared to previous week average price.

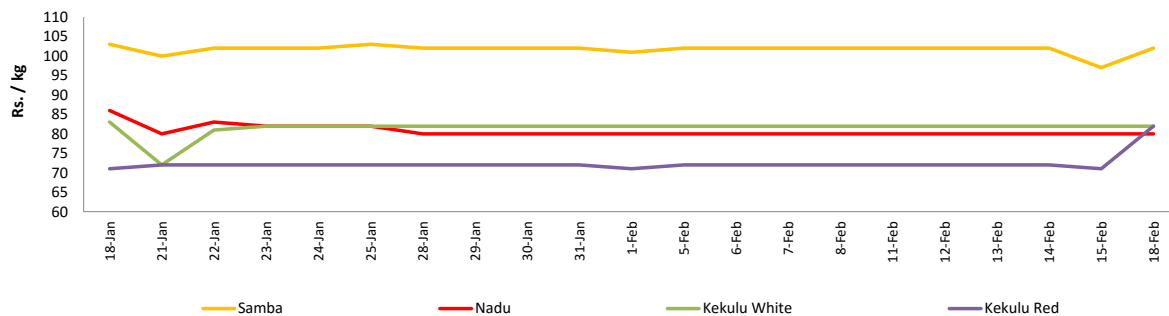
Price decreased by more than 5% compared to previous week average price.

Wholesale: Daily Prices

Marandaghamula

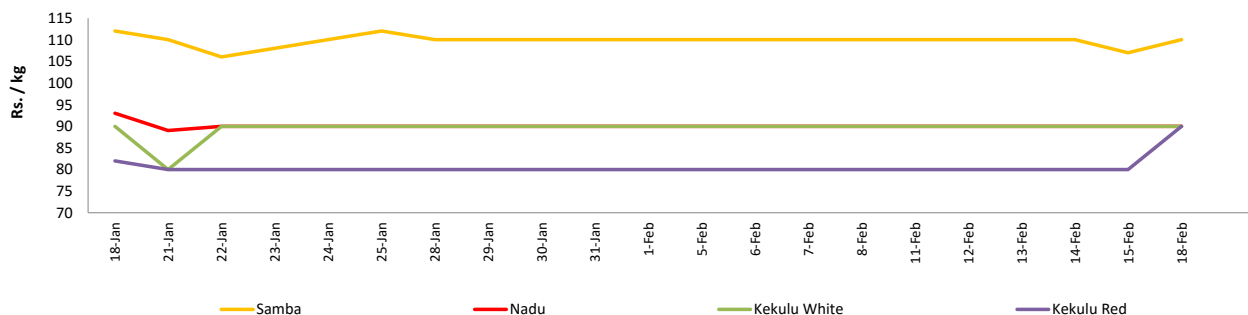


Pettah



Retail: Daily Prices

Pettah



Wholesale and Retail Prices of Selected Food Commodities - 2019-02-18

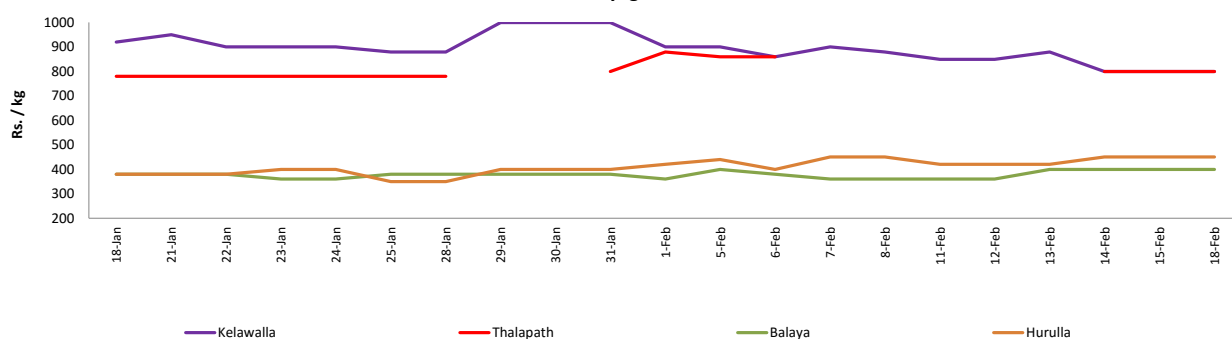
Fish

Item	Unit	Wholesale						Retail					
		Peliyagoda			Negombo			Peliyagoda			Negombo		
		Previous Week	2019.02.15	Today	Previous Week	2019.02.15	Today	Previous Week	2019.02.15	Today	Previous Week	2019.02.15	Today
Kelawalla	Rs./Kg	534.00	500.00	500.00	632.00	650.00	630.00	836.00	800.00	800.00	924.00	980.00	900.00
Thalapath	Rs./Kg	630.00	630.00	630.00	746.00	750.00	780.00	800.00	800.00	800.00	998.00	1030.00	1050.00
Balaya	Rs./Kg	284.00	300.00	300.00	328.00	350.00	330.00	384.00	400.00	400.00	550.00	550.00	530.00
Paraw	Rs./Kg	560.00	550.00	550.00	573.00	620.00	530.00	860.00	850.00	850.00	827.00	920.00	830.00
Salaya	Rs./Kg	144.00	170.00	170.00	160.00	160.00	160.00	176.00	200.00	200.00	234.00	220.00	220.00
Hurulla	Rs./Kg	332.00	350.00	350.00	300.00	300.00	330.00	432.00	450.00	450.00	388.00	380.00	450.00

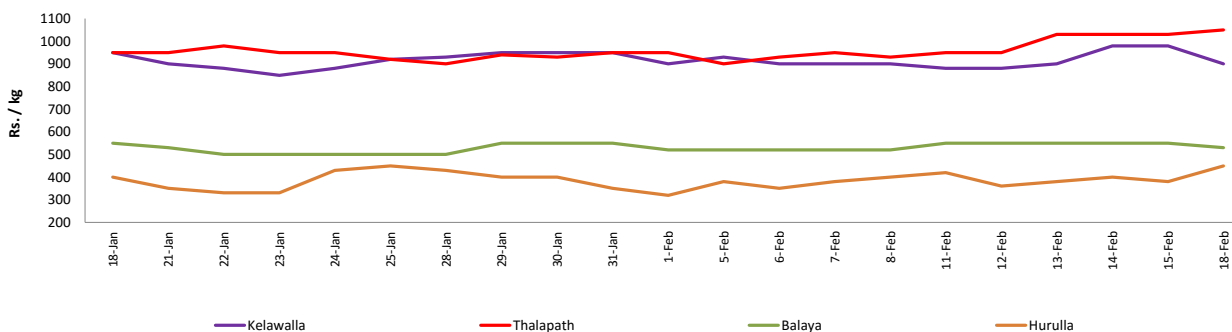
- Price increased by more than 5% compared to previous week average price.
Price decreased by more than 5% compared to previous week average price.

Retail: Daily Prices

Peliyagoda



Negombo



Wholesale and Retail Prices of Selected Food Commodities - 2019-02-18

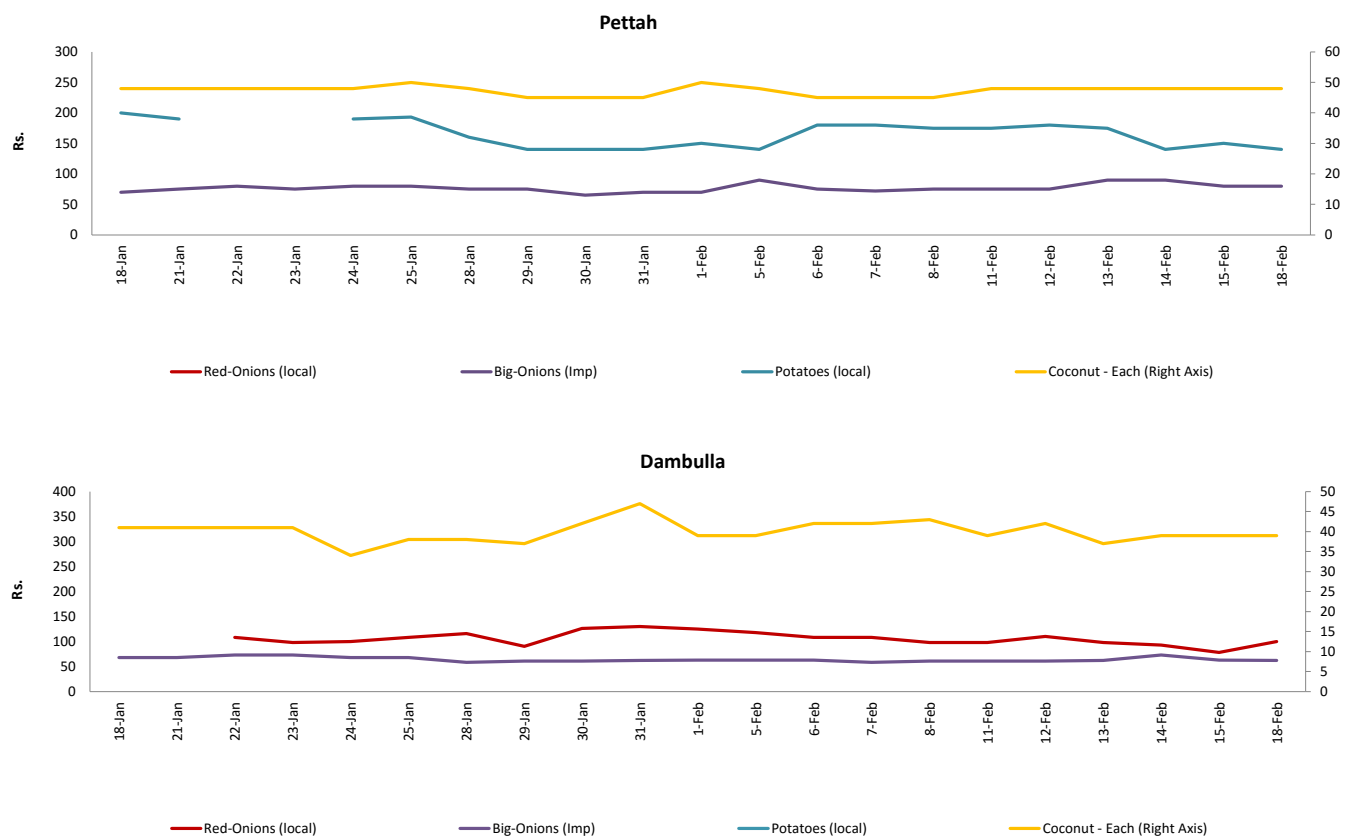
Other

Item	Unit	Wholesale						Retail					
		Pettah			Dambulla			Pettah			Dambulla		
		Previous Week	2019.02.15	Today	Previous Week	2019.02.15	Today	Previous Week	2019.02.15	Today	Previous Week	2019.02.15	Today
Red-Onions (local)	Rs./Kg	110.00	110.00	n.a.	85.00	68.00	90.00	200.00	200.00	n.a.	95.00	78.00	100.00
Red-Onions (Imp)	Rs./Kg	130.00	130.00	120.00	101.00	103.00	n.a.	160.00	160.00	145.00	111.00	113.00	n.a.
Big-Onions (local)	Rs./Kg	n.a.	n.a.	n.a.	n.a.	n.a.	n.a.	n.a.	n.a.	n.a.	n.a.	n.a.	n.a.
Big-Onions (Imp)	Rs./Kg	58.00	60.00	60.00	54.00	53.00	52.00	82.00	80.00	80.00	64.00	63.00	62.00
Potatoes (local)	Rs./Kg	129.00	115.00	110.00	108.00	n.a.	n.a.	164.00	150.00	140.00	118.00	n.a.	n.a.
Potatoes (Imp)	Rs./Kg	72.00	70.00	75.00				87.00	90.00	90.00			
Dried Chillies (Imp)	Rs./Kg	280.00	280.00	280.00	277.00	278.00	278.00	329.00	325.00	330.00	287.00	288.00	288.00
Coconut	Rs./Nut	40.00	41.00	40.00	34.00	34.00	34.00	48.00	48.00	48.00	39.00	39.00	39.00
Coconut oil	Rs./Ltr	340.00	340.00	340.00				360.00	360.00	360.00			
Dhal	Rs./Kg	118.00	117.00	115.00				128.00	128.00	125.00			
Sugar	Rs./Kg	96.00	96.00	96.00				100.00	100.00	100.00			
Eggs	Rs./Each	18.50	18.50	17.50				19.50	19.50	18.50			
Katta	Rs./Kg	880.00	880.00	880.00				950.00	950.00	950.00			
Sprats	Rs./Kg	500.00	500.00	500.00				550.00	550.00	550.00			

Price increased by more than 5% compared to previous week average price.

Price decreased by more than 5% compared to previous week average price.

Retail: Daily Prices



* Prices of food commodities may vary due to quality and markets among other factors.