

# Daily Price Report

A Summary of Price<sup>1</sup> Developments - 15 February 2019



## Vegetables

- Prices of vegetable varieties **demonstrated mixed movements** in both **Pettah** and **Dambulla** markets.
- Price of **Beans** and **Carrots significantly increased** in **Dambulla** market due to **low supply** from **Nuwara Eliya** area.



## Fruits

- Price of **Bananas decreased** reportedly due to **low demand**.
- Price of **Papaws increased** due to **low supply** from **Vavuniya** area.
- Price of **Apples** and **Oranges increased** due to **availability of larger varieties**.



## Rice

- **Wholesale prices** of rice varieties **decreased significantly** in **Maradaghamula** market as **new stocks** are being received from **Kurunegala** area.



## Fish

- Prices of fish varieties **increased** in **Negambo** market due to **low supply** from **North Western** coastal area.



## Other

- Price of **Local Red Onions decreased** in **Dambulla** market due to **favourable supply** from **Jaffna, Trincomalee** and **Malsiripura** areas.
- Price of **Local Potatoes decreased** in **Pettah** market due to **favourable supply** from **Nuwara Eliya** and **Jaffna** areas.

<sup>1</sup> Price developments are analysed compared to average prices of the previous week.



## Wholesale and Retail Prices of Selected Food Commodities - 2019-02-15

### Vegetables

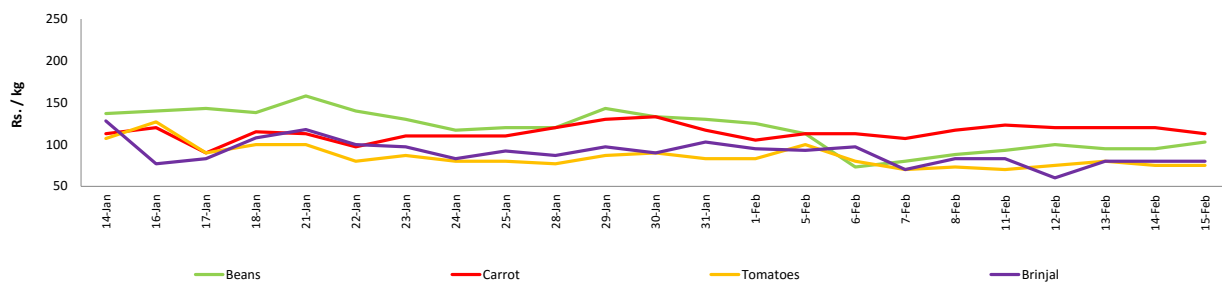
Item	Unit	Wholesale						Retail					
		Pettah			Dambulla			Pettah			Dambulla		
		Previous Week	Yesterday	Today	Previous Week	Yesterday	Today	Previous Week	Yesterday	Today	Previous Week	Yesterday	Today
Beans	Rs./Kg	64.00	50.00	67.00	52.00	68.00	78.00	89.00	95.00	103.00	72.00	88.00	98.00
Carrot	Rs./Kg	82.00	80.00	63.00	84.00	85.00	95.00	113.00	120.00	113.00	104.00	105.00	115.00
Cabbage	Rs./Kg	40.00	45.00	30.00	21.00	18.00	13.00	67.00	70.00	67.00	41.00	38.00	33.00
Tomatoes	Rs./Kg	52.00	40.00	35.00	42.00	38.00	33.00	81.00	75.00	75.00	62.00	58.00	53.00
Brinjal	Rs./Kg	61.00	40.00	37.00	36.00	43.00	48.00	86.00	80.00	80.00	56.00	63.00	68.00
Pumpkin	Rs./Kg	33.00	20.00	15.00	11.00	29.00	20.00	53.00	45.00	43.00	31.00	49.00	40.00
Snake gourd	Rs./Kg	48.00	45.00	37.00	38.00	38.00	33.00	76.00	75.00	75.00	58.00	58.00	53.00

Price increased by more than 5% compared to previous week average price.

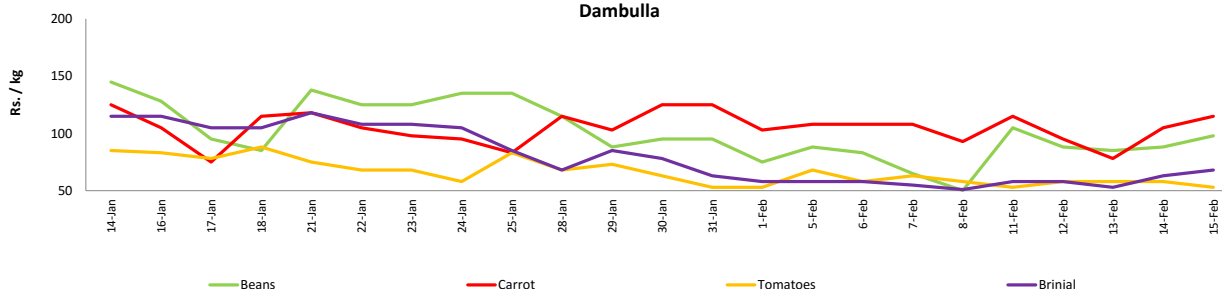
Price decreased by more than 5% compared to previous week average price.

### Retail: Daily Prices

#### Pettah



#### Dambulla



### Fruits

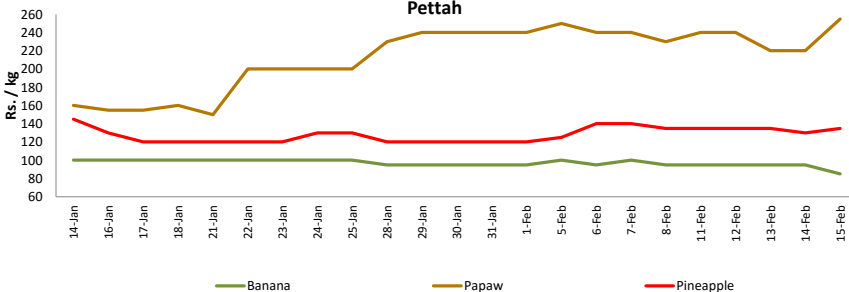
Item	Unit	Wholesale			Retail		
		Pettah			Pettah		
		Previous Week	2019.02.01	Today	Previous Week	2019.02.01	Today
Banana (Sour)	Rs./Kg	56.00	55.00	50.00	98.00	95.00	85.00
Papaw	Rs./Kg	199.00	180.00	220.00	240.00	220.00	255.00
Pineapple	Rs./Kg	98.00	100.00	100.00	135.00	130.00	135.00
Apple (Imp)	Rs./Each				35.00	35.00	38.00
Orange (Imp)	Rs./Each				35.00	38.00	38.00

Price increased by more than 5% compared to previous week average price.

Price decreased by more than 5% compared to previous week average price.

### Retail: Daily Prices

#### Pettah



## Wholesale and Retail Prices of Selected Food Commodities - 2019-02-15

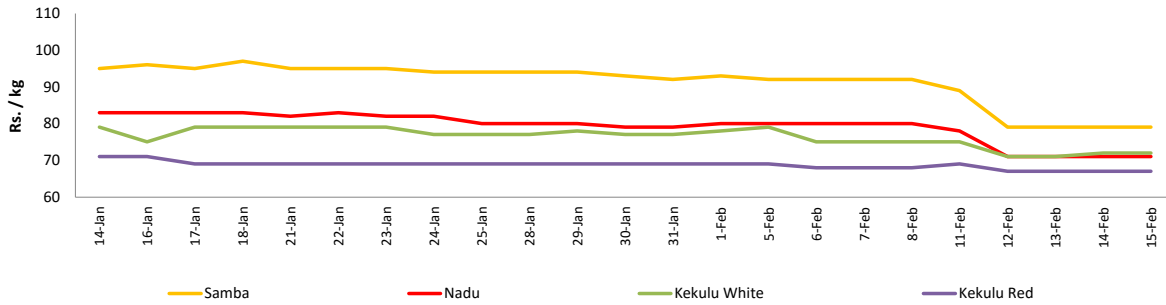
### Rice

Item	Unit	Wholesale						Retail		
		Maradaghamula			Pettah			Pettah		
		Previous Week	Yesterday	Today	Previous Week	Yesterday	Today	Previous Week	Yesterday	Today
Samba	Rs./Kg	92.00	79.00	79.00	102.00	102.00	97.00	110.00	110.00	107.00
Nadu	Rs./Kg	80.00	71.00	71.00	80.00	80.00	80.00	90.00	90.00	90.00
Kekulu White	Rs./Kg	76.00	72.00	72.00	82.00	82.00	82.00	90.00	90.00	90.00
Kekulu Red	Rs./Kg	68.00	67.00	67.00	72.00	72.00	71.00	80.00	80.00	80.00

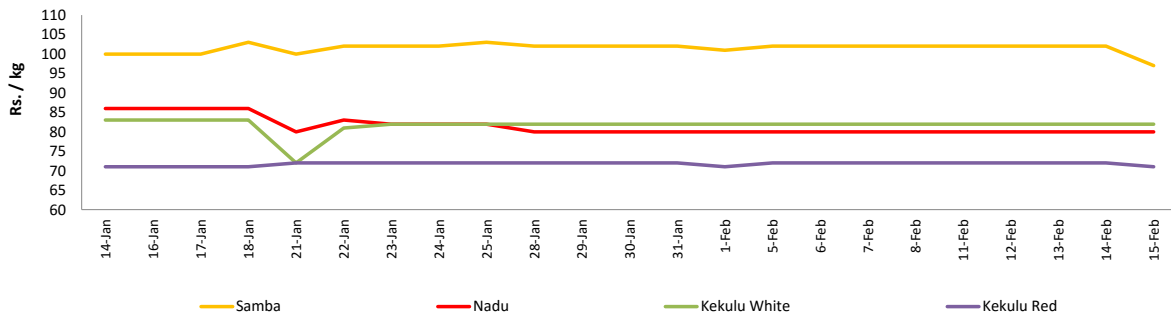
- Price increased by more than 5% compared to previous week average price.
- Price decreased by more than 5% compared to previous week average price.

### Wholesale: Daily Prices

#### Marandaghamula

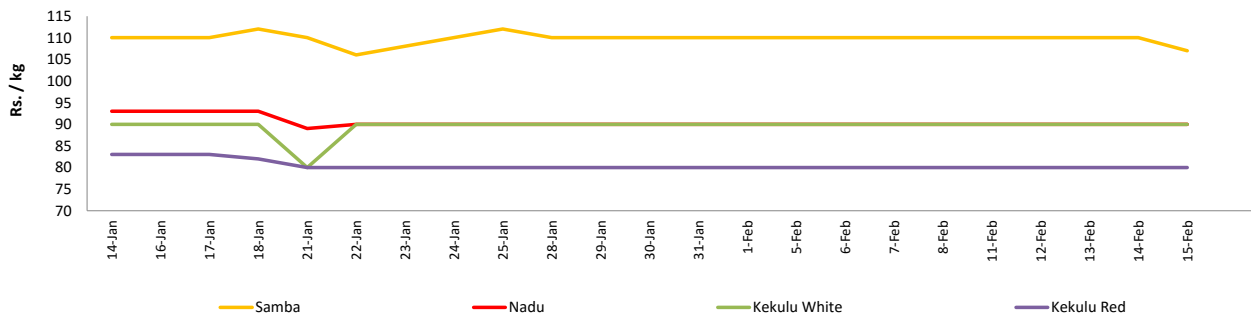


#### Pettah



### Retail: Daily Prices

#### Pettah



## Wholesale and Retail Prices of Selected Food Commodities - 2019-02-15

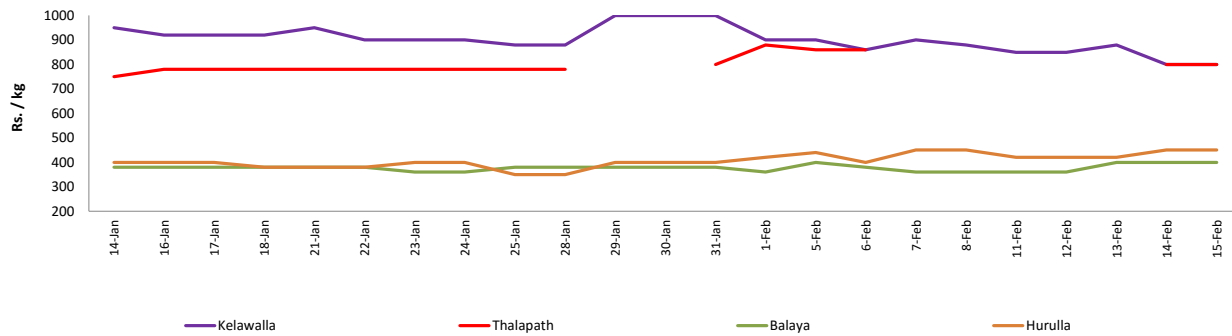
### Fish

Item	Unit	Wholesale						Retail					
		Peliyagoda			Negombo			Peliyagoda			Negombo		
		Previous Week	Yesterday	Today	Previous Week	Yesterday	Today	Previous Week	Yesterday	Today	Previous Week	Yesterday	Today
Kelawalla	Rs./Kg	595.00	500.00	500.00	628.00	650.00	650.00	885.00	800.00	800.00	908.00	980.00	980.00
Thalapath	Rs./Kg	680.00	630.00	630.00	710.00	750.00	750.00	860.00	800.00	800.00	928.00	1030.00	1030.00
Balaya	Rs./Kg	275.00	300.00	300.00	300.00	330.00	350.00	375.00	400.00	400.00	520.00	550.00	550.00
Paraw	Rs./Kg	570.00	550.00	550.00	575.00	n.a.	620.00	870.00	850.00	850.00	803.00	n.a.	920.00
Salaya	Rs./Kg	145.00	170.00	170.00	168.00	150.00	160.00	190.00	200.00	200.00	238.00	230.00	220.00
Hurulla	Rs./Kg	335.00	350.00	350.00	305.00	320.00	300.00	435.00	450.00	450.00	378.00	400.00	380.00

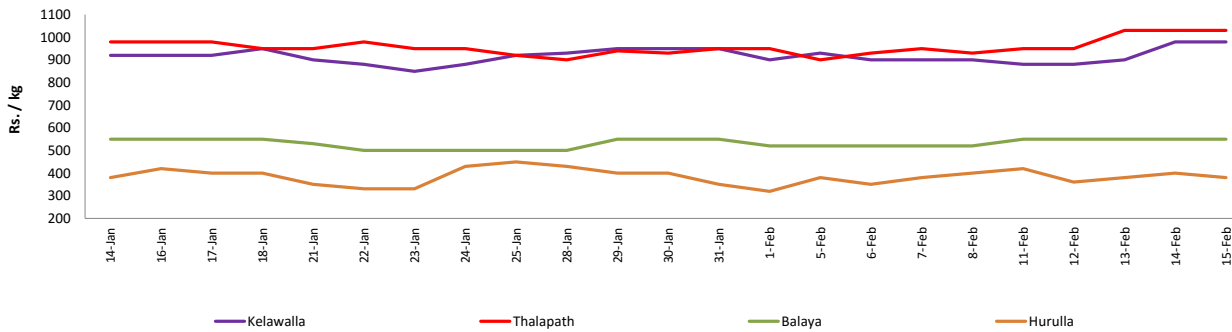
- Price increased by more than 5% compared to previous week average price.
- Price decreased by more than 5% compared to previous week average price.

### Retail: Daily Prices

#### Peliyagoda



#### Negombo



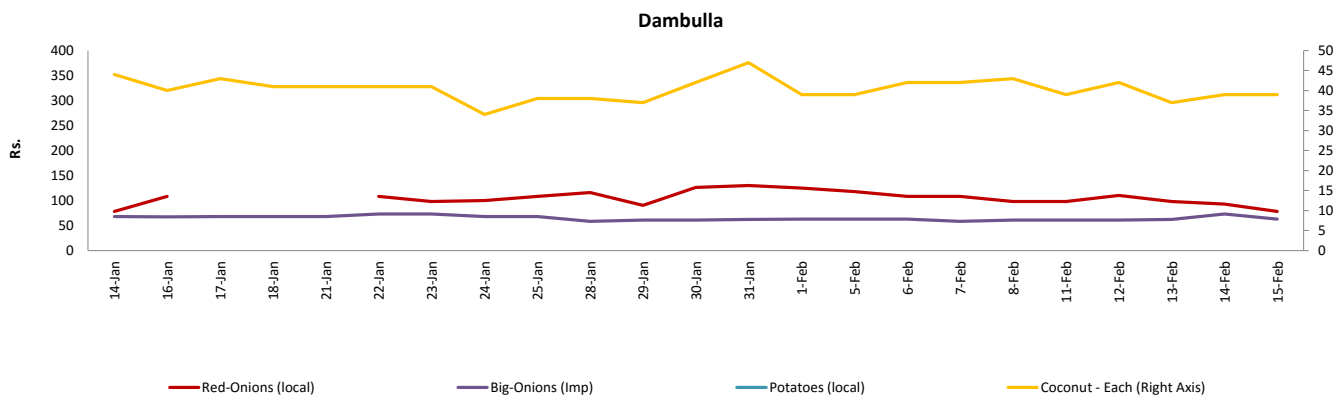
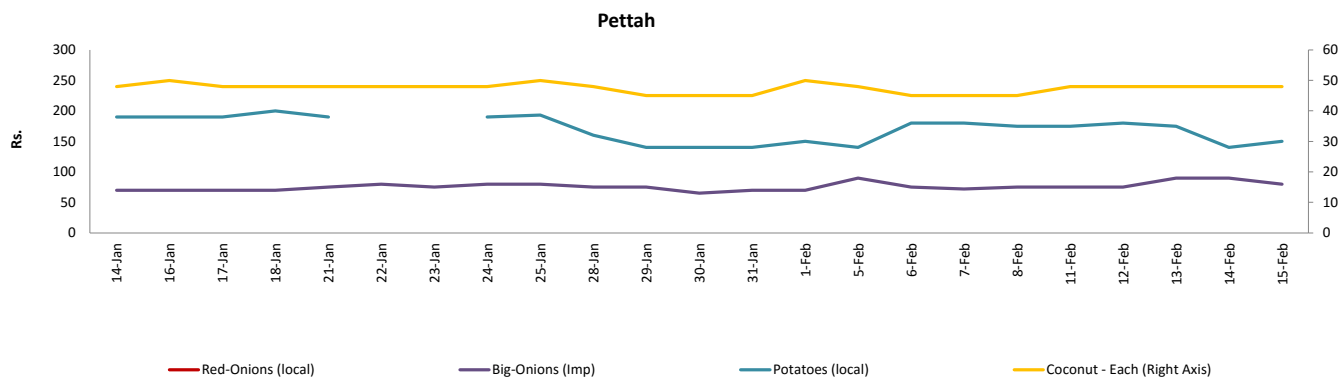
Wholesale and Retail Prices of Selected Food Commodities - 2019-02-15

Other

Item	Unit	Wholesale						Retail					
		Pettah			Dambulla			Pettah			Dambulla		
		Previous Week	Yesterday	Today	Previous Week	Yesterday	Today	Previous Week	Yesterday	Today	Previous Week	Yesterday	Today
Red-Onions (local)	Rs./Kg	n.a.	n.a.	110.00	97.00	83.00	68.00	n.a.	n.a.	200.00	108.00	93.00	78.00
Red-Onions (Imp)	Rs./Kg	130.00	130.00	130.00	107.00	108.00	103.00	160.00	160.00	160.00	117.00	118.00	113.00
Big-Onions (local)	Rs./Kg	n.a.	n.a.	n.a.	n.a.	n.a.	n.a.	n.a.	n.a.	n.a.	n.a.	n.a.	n.a.
Big-Onions (Imp)	Rs./Kg	56.00	65.00	60.00	51.00	63.00	53.00	78.00	90.00	80.00	61.00	73.00	63.00
Potatoes (local)	Rs./Kg	138.00	110.00	115.00	n.a.	108.00	n.a.	169.00	140.00	150.00	n.a.	118.00	n.a.
Potatoes (Imp)	Rs./Kg	73.00	75.00	70.00				91.00	90.00	90.00			
Dried Chillies (Imp)	Rs./Kg	280.00	280.00	280.00	268.00	288.00	278.00	330.00	330.00	325.00	278.00	298.00	288.00
Coconut	Rs./Nut	40.00	40.00	41.00	36.00	34.00	34.00	46.00	48.00	48.00	42.00	39.00	39.00
Coconut oil	Rs./Ltr	340.00	340.00	340.00				360.00	360.00	360.00			
Dhal	Rs./Kg	118.00	118.00	117.00				128.00	128.00	128.00			
Sugar	Rs./Kg	96.00	96.00	96.00				100.00	100.00	100.00			
Eggs	Rs./Each	18.50	18.50	18.50				19.88	19.50	19.50			
Katta	Rs./Kg	880.00	880.00	880.00				950.00	950.00	950.00			
Sprats	Rs./Kg	500.00	500.00	500.00				550.00	550.00	550.00			

Price increased by more than 5% compared to previous week average price.  
 Price decreased by more than 5% compared to previous week average price.

Retail: Daily Prices



\* Prices of food commodities may vary due to quality and markets among other factors.