

Daily Price Report

A Summary of Price¹ Developments - 13 February 2019



Vegetables

- Prices of vegetable varieties **demonstrated mixed movements** in both **Pettah** and **Dambulla** markets.



Fruits

- Price of **Papaws decreased** due to **favourable supply** from **Embilipitiya** area.
- Price of **Oranges increased** due to **availability** of **larger** varieties.



Rice

- **Wholesale prices** of rice varieties **decreased** in **Maradaghamula** market as **new stocks** are being received from **Kurunegala** area.



Fish

- Prices of fish varieties **increased** in **Negambo** market due to **limited fishing activities** caused by **high windy condition**.

¹ Price developments are analysed compared to average prices of the previous week.



Wholesale and Retail Prices of Selected Food Commodities - 2019-02-13

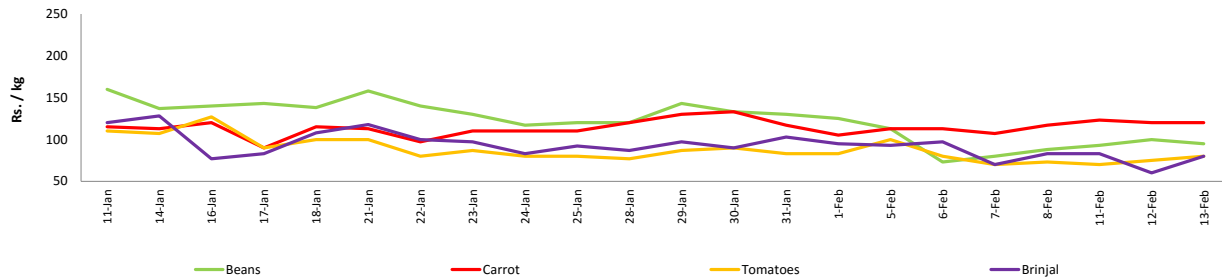
Vegetables

Item	Unit	Wholesale						Retail					
		Pettah			Dambulla			Pettah			Dambulla		
		Previous Week	Yesterday	Today	Previous Week	Yesterday	Today	Previous Week	Yesterday	Today	Previous Week	Yesterday	Today
Beans	Rs./Kg	64.00	45.00	50.00	52.00	68.00	65.00	89.00	100.00	95.00	72.00	88.00	85.00
Carrot	Rs./Kg	82.00	80.00	80.00	84.00	75.00	58.00	113.00	120.00	120.00	104.00	95.00	78.00
Cabbage	Rs./Kg	40.00	45.00	45.00	21.00	28.00	17.00	67.00	75.00	75.00	41.00	48.00	37.00
Tomatoes	Rs./Kg	52.00	40.00	40.00	42.00	38.00	38.00	81.00	75.00	80.00	62.00	58.00	58.00
Brinjal	Rs./Kg	61.00	30.00	40.00	36.00	38.00	33.00	86.00	60.00	80.00	56.00	58.00	53.00
Pumpkin	Rs./Kg	33.00	20.00	20.00	11.00	14.00	21.00	53.00	45.00	45.00	31.00	34.00	41.00
Snake gourd	Rs./Kg	48.00	45.00	45.00	38.00	38.00	38.00	76.00	75.00	75.00	58.00	58.00	58.00

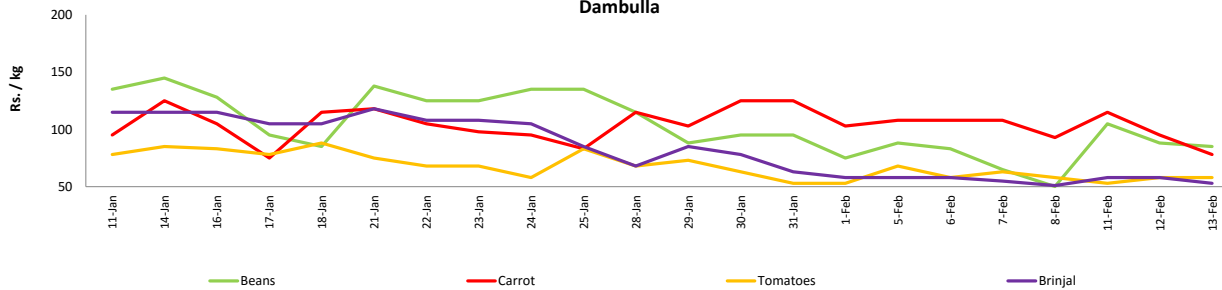
- Price increased by more than 5% compared to previous week average price.
- Price decreased by more than 5% compared to previous week average price.

Retail: Daily Prices

Pettah



Dambulla



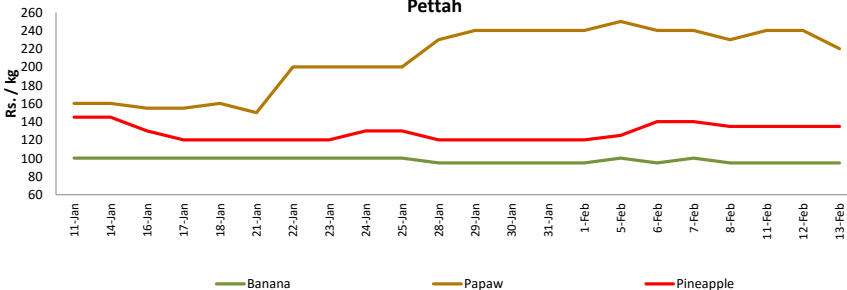
Fruits

Item	Unit	Wholesale			Retail		
		Pettah			Pettah		
		Previous Week	2019.02.01	Today	Previous Week	2019.02.01	Today
Banana (Sour)	Rs./Kg	56.00	60.00	55.00	98.00	95.00	95.00
Papaw	Rs./Kg	199.00	200.00	180.00	240.00	240.00	220.00
Pineapple	Rs./Kg	98.00	100.00	100.00	135.00	135.00	135.00
Apple (Imp)	Rs./Each				35.00	35.00	35.00
Orange (Imp)	Rs./Each				35.00	35.00	38.00

- Price increased by more than 5% compared to previous week average price.
- Price decreased by more than 5% compared to previous week average price.

Retail: Daily Prices

Pettah



Wholesale and Retail Prices of Selected Food Commodities - 2019-02-13

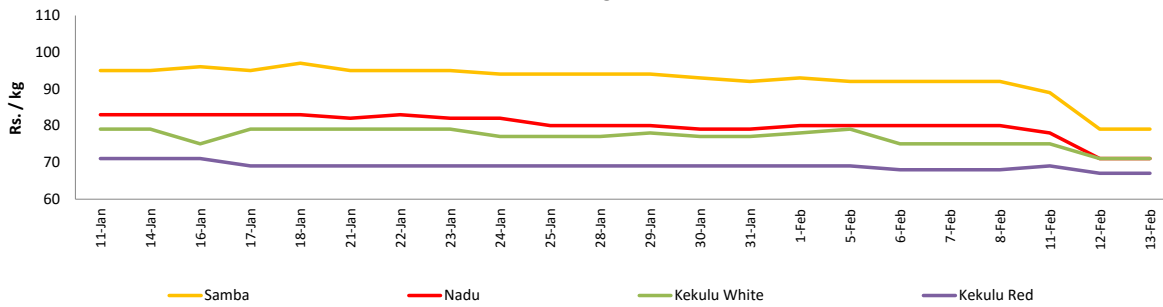
Rice

Item	Unit	Wholesale						Retail		
		Maradaghamula			Pettah			Pettah		
		Previous Week	Yesterday	Today	Previous Week	Yesterday	Today	Previous Week	Yesterday	Today
Samba	Rs./Kg	92.00	79.00	79.00	102.00	102.00	102.00	110.00	110.00	110.00
Nadu	Rs./Kg	80.00	71.00	71.00	80.00	80.00	80.00	90.00	90.00	90.00
Kekulu White	Rs./Kg	76.00	71.00	71.00	82.00	82.00	82.00	90.00	90.00	90.00
Kekulu Red	Rs./Kg	68.00	67.00	67.00	72.00	72.00	72.00	80.00	80.00	80.00

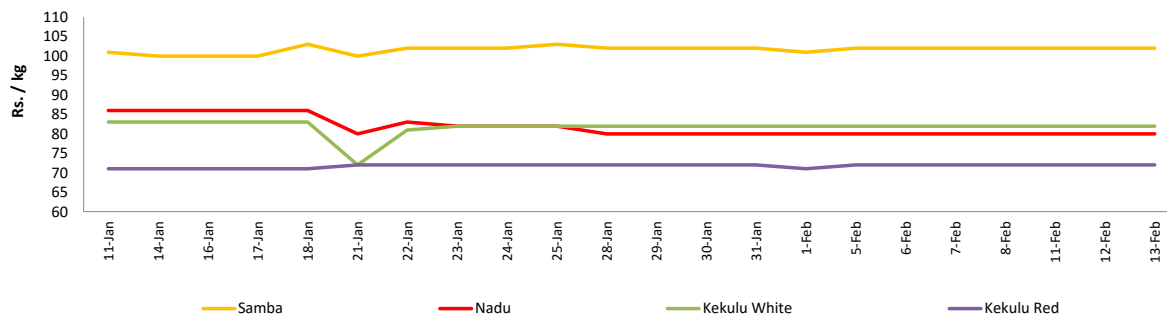
- Price increased by more than 5% compared to previous week average price.
- Price decreased by more than 5% compared to previous week average price.

Wholesale: Daily Prices

Marandaghamula

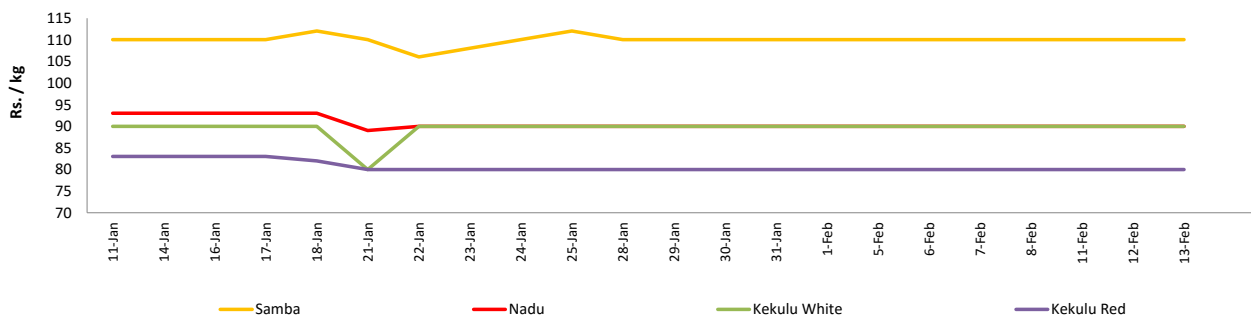


Pettah



Retail: Daily Prices

Pettah



Wholesale and Retail Prices of Selected Food Commodities - 2019-02-13

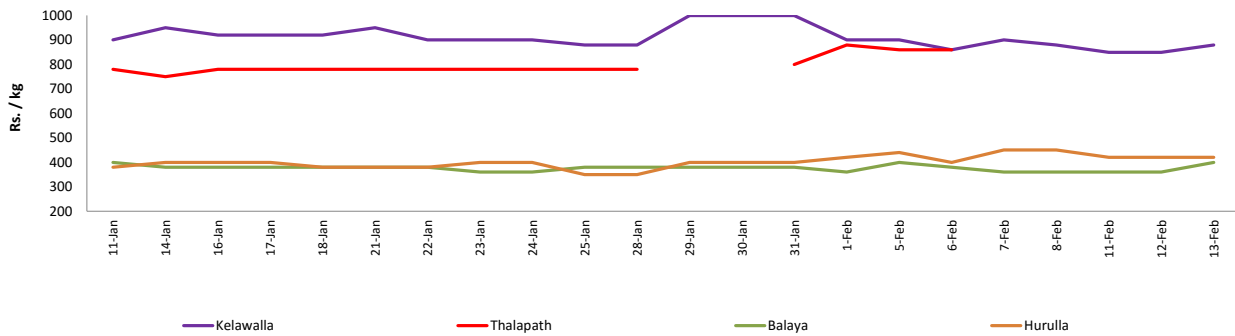
Fish

Item	Unit	Wholesale						Retail					
		Peliyagoda			Negombo			Peliyagoda			Negombo		
		Previous Week	Yesterday	Today	Previous Week	Yesterday	Today	Previous Week	Yesterday	Today	Previous Week	Yesterday	Today
Kelawalla	Rs./Kg	595.00	550.00	570.00	628.00	600.00	620.00	885.00	850.00	880.00	908.00	880.00	900.00
Thalapath	Rs./Kg	680.00	n.a.	n.a.	710.00	740.00	750.00	860.00	n.a.	n.a.	928.00	950.00	1030.00
Balaya	Rs./Kg	275.00	260.00	300.00	300.00	320.00	320.00	375.00	360.00	400.00	520.00	550.00	550.00
Paraw	Rs./Kg	570.00	550.00	600.00	575.00	550.00	n.a.	870.00	850.00	900.00	803.00	780.00	n.a.
Salaya	Rs./Kg	145.00	120.00	140.00	168.00	150.00	170.00	190.00	150.00	180.00	238.00	220.00	250.00
Hurulla	Rs./Kg	335.00	320.00	320.00	305.00	260.00	300.00	435.00	420.00	420.00	378.00	360.00	380.00

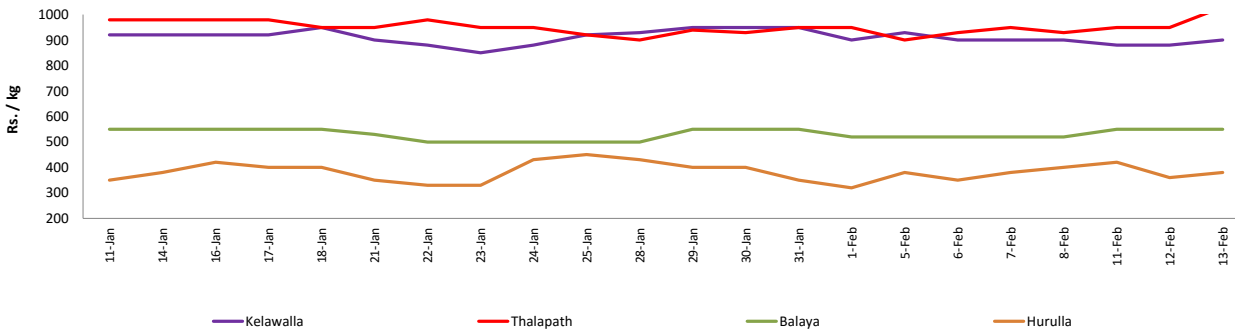
- Price increased by more than 5% compared to previous week average price.
- Price decreased by more than 5% compared to previous week average price.

Retail: Daily Prices

Peliyagoda



Negombo



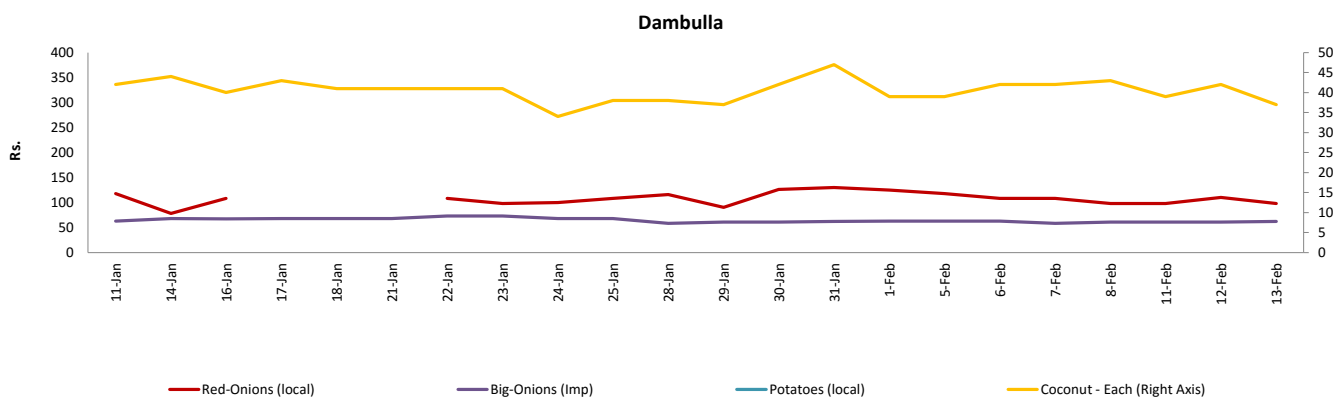
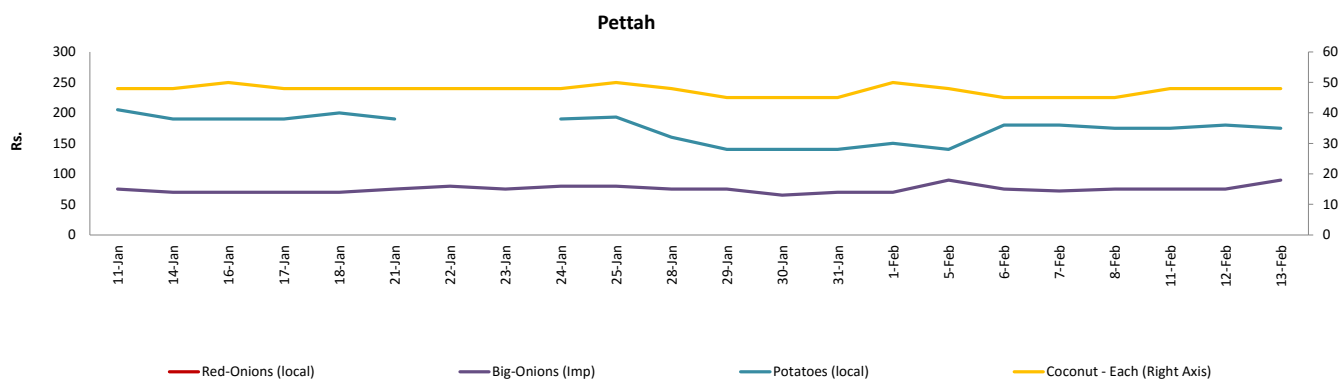
Wholesale and Retail Prices of Selected Food Commodities - 2019-02-13

Other

Item	Unit	Wholesale						Retail					
		Pettah			Dambulla			Pettah			Dambulla		
		Previous Week	Yesterday	Today	Previous Week	Yesterday	Today	Previous Week	Yesterday	Today	Previous Week	Yesterday	Today
Red-Onions (local)	Rs./Kg	n.a.	n.a.	n.a.	97.00	100.00	88.00	n.a.	n.a.	n.a.	108.00	110.00	98.00
Red-Onions (Imp)	Rs./Kg	130.00	130.00	130.00	107.00	88.00	98.00	160.00	160.00	160.00	117.00	98.00	108.00
Big-Onions (local)	Rs./Kg	n.a.	n.a.	n.a.	n.a.	n.a.	n.a.	n.a.	n.a.	n.a.	n.a.	n.a.	n.a.
Big-Onions (Imp)	Rs./Kg	56.00	51.00	65.00	51.00	51.00	52.00	78.00	75.00	90.00	61.00	61.00	62.00
Potatoes (local)	Rs./Kg	138.00	140.00	140.00	n.a.	n.a.	n.a.	169.00	180.00	175.00	n.a.	n.a.	n.a.
Potatoes (Imp)	Rs./Kg	73.00	70.00	75.00				91.00	85.00	90.00			
Dried Chillies (Imp)	Rs./Kg	280.00	280.00	280.00	268.00	268.00	278.00	330.00	330.00	330.00	278.00	278.00	288.00
Coconut	Rs./Nut	40.00	40.00	40.00	36.00	37.00	33.00	46.00	48.00	48.00	42.00	42.00	37.00
Coconut oil	Rs./Ltr	340.00	340.00	340.00				360.00	360.00	360.00			
Dhal	Rs./Kg	118.00	118.00	118.00				128.00	128.00	128.00			
Sugar	Rs./Kg	96.00	96.00	96.00				100.00	100.00	100.00			
Eggs	Rs./Each	18.50	18.50	18.50				19.88	19.50	19.50			
Katta	Rs./Kg	880.00	880.00	880.00				950.00	950.00	950.00			
Sprats	Rs./Kg	500.00	500.00	500.00				550.00	550.00	550.00			

Price increased by more than 5% compared to previous week average price.
 Price decreased by more than 5% compared to previous week average price.

Retail: Daily Prices



* Prices of food commodities may vary due to quality and markets among other factors.