

Daily Price Report

A Summary of Price¹ Developments - 12 February 2019



Vegetables

- Prices of vegetable varieties **demonstrated mixed movements** in both **Pettah** and **Dambulla** markets.
- Price of **Brinjals significantly decreased** in **Pettah** market due to **favourable supply** from **Hettipola, Welimada** and **Puttalam** areas.



Rice

- **Wholesale prices** of rice varieties **decreased** in **Maradaghamula** market as **new stocks** are being received from **Kurunegala** area.



Fish

- Prices of **small fish varieties decreased** in **Negambo** market due to **favourable supply** from **Northern** coastal area.

¹ Price developments are analysed compared to average prices of the previous week.



Statistics Department
Central Bank of Sri Lanka

Wholesale and Retail Prices of Selected Food Commodities - 2019-02-12

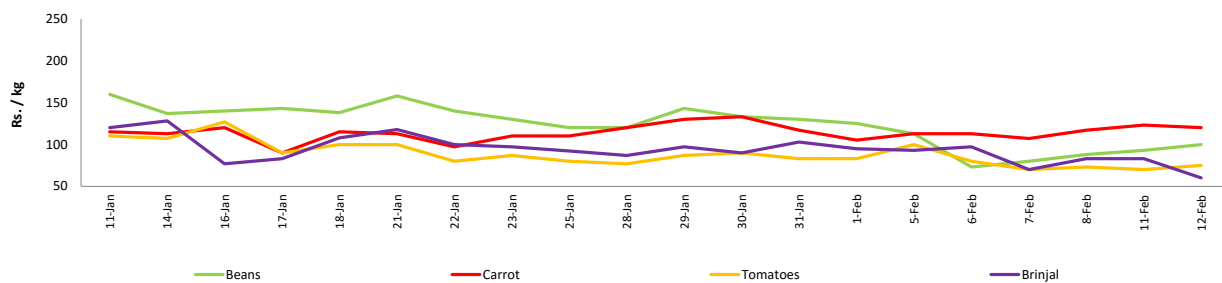
Vegetables

Item	Unit	Wholesale						Retail					
		Pettah			Dambulla			Pettah			Dambulla		
		Previous Week	Yesterday	Today	Previous Week	Yesterday	Today	Previous Week	Yesterday	Today	Previous Week	Yesterday	Today
Beans	Rs./Kg	65.00	70.00	45.00	58.00	85.00	68.00	89.00	93.00	100.00	78.00	105.00	88.00
Carrot	Rs./Kg	83.00	90.00	80.00	86.00	95.00	75.00	115.00	123.00	120.00	106.00	115.00	95.00
Cabbage	Rs./Kg	40.00	40.00	45.00	20.00	18.00	28.00	67.00	68.00	75.00	40.00	38.00	48.00
Tomatoes	Rs./Kg	50.00	40.00	40.00	40.00	33.00	38.00	79.00	70.00	75.00	60.00	53.00	58.00
Brinjal	Rs./Kg	59.00	53.00	30.00	36.00	38.00	38.00	85.00	83.00	60.00	56.00	58.00	58.00
Pumpkin	Rs./Kg	32.00	30.00	20.00	15.00	33.00	14.00	52.00	50.00	45.00	35.00	53.00	34.00
Snake gourd	Rs./Kg	47.00	43.00	45.00	38.00	38.00	38.00	75.00	70.00	75.00	58.00	58.00	58.00

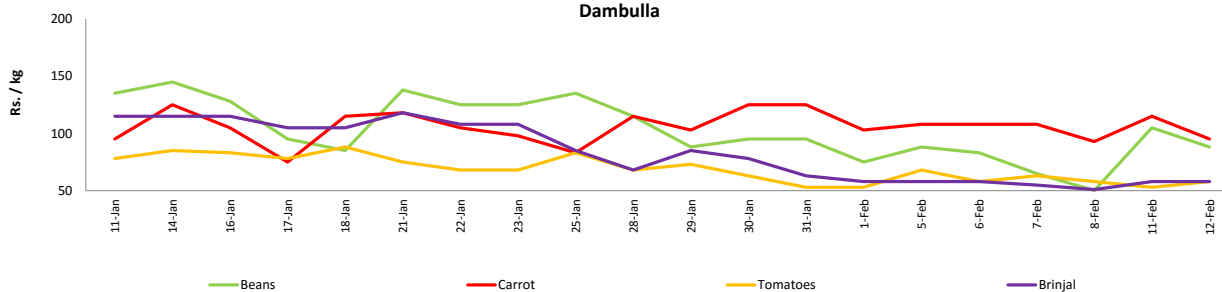
Price increased by more than 5% compared to previous week average price.
 Price decreased by more than 5% compared to previous week average price.

Retail: Daily Prices

Pettah



Dambulla



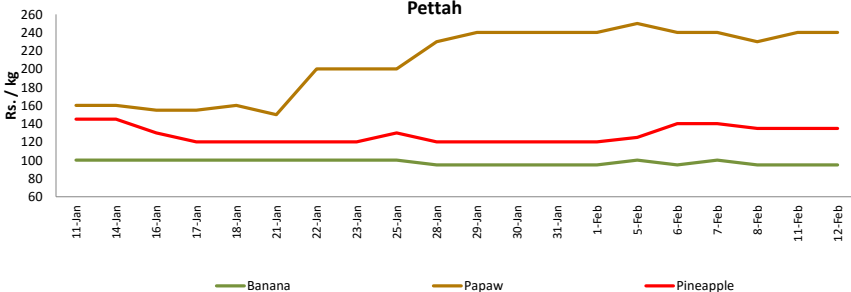
Fruits

Item	Unit	Wholesale			Retail		
		Pettah			Pettah		
		Previous Week	2019.02.01	Today	Previous Week	2019.02.01	Today
Banana (Sour)	Rs./Kg	55.00	50.00	60.00	97.00	95.00	95.00
Papaw	Rs./Kg	199.00	200.00	200.00	240.00	240.00	240.00
Pineapple	Rs./Kg	98.00	100.00	100.00	135.00	135.00	135.00
Apple (Imp)	Rs./Each				35.00	35.00	35.00
Orange (Imp)	Rs./Each				35.00	35.00	35.00

Price increased by more than 5% compared to previous week average price.
 Price decreased by more than 5% compared to previous week average price.

Retail: Daily Prices

Pettah



Wholesale and Retail Prices of Selected Food Commodities - 2019-02-12

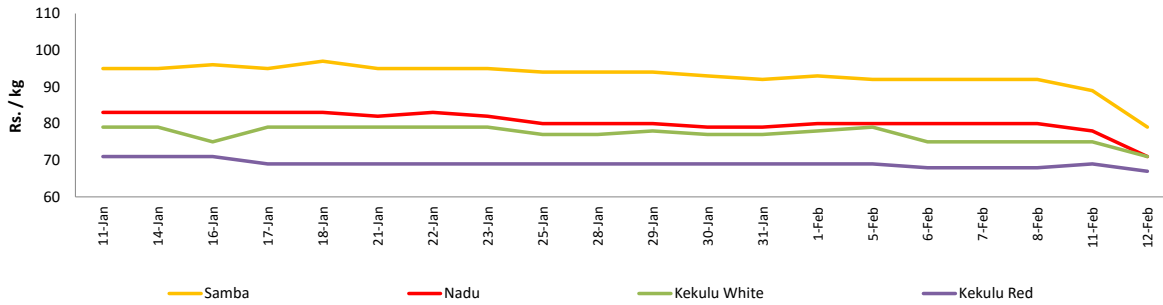
Rice

Item	Unit	Wholesale						Retail		
		Maradaghamula			Pettah			Pettah		
		Previous Week	Yesterday	Today	Previous Week	Yesterday	Today	Previous Week	Yesterday	Today
Samba	Rs./Kg	91.00	89.00	79.00	102.00	102.00	102.00	110.00	110.00	110.00
Nadu	Rs./Kg	80.00	78.00	71.00	80.00	80.00	80.00	90.00	90.00	90.00
Kekulu White	Rs./Kg	76.00	75.00	71.00	82.00	82.00	82.00	90.00	90.00	90.00
Kekulu Red	Rs./Kg	68.00	69.00	67.00	72.00	72.00	72.00	80.00	80.00	80.00

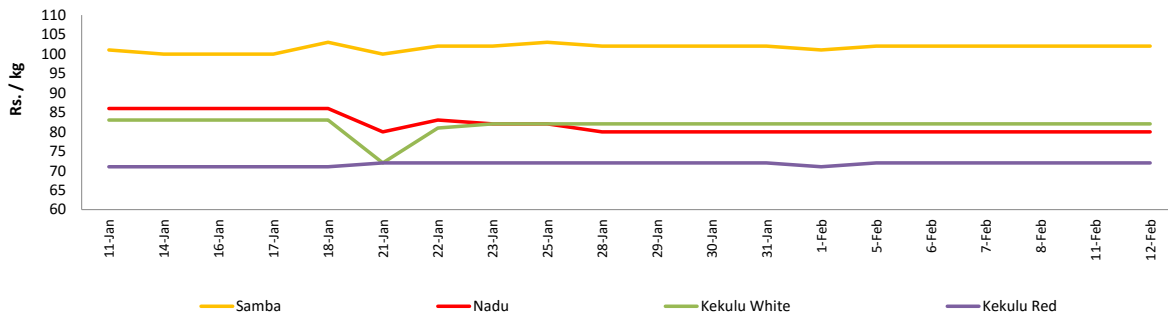
- Price increased by more than 5% compared to previous week average price.
- Price decreased by more than 5% compared to previous week average price.

Wholesale: Daily Prices

Marandaghamula

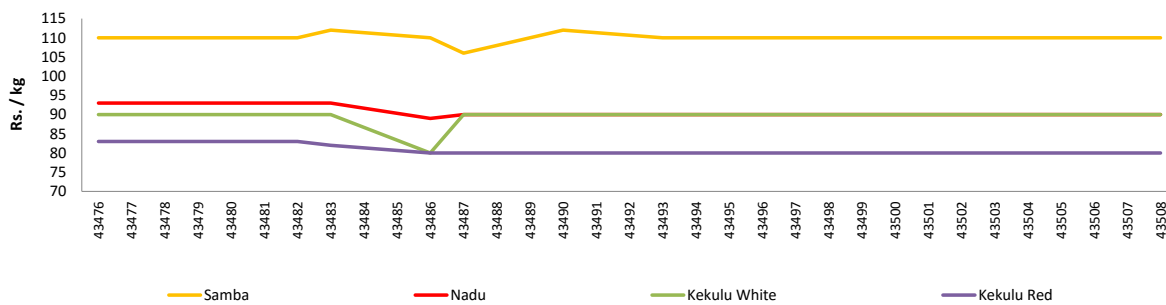


Pettah



Retail: Daily Prices

Pettah



Wholesale and Retail Prices of Selected Food Commodities - 2019-02-12

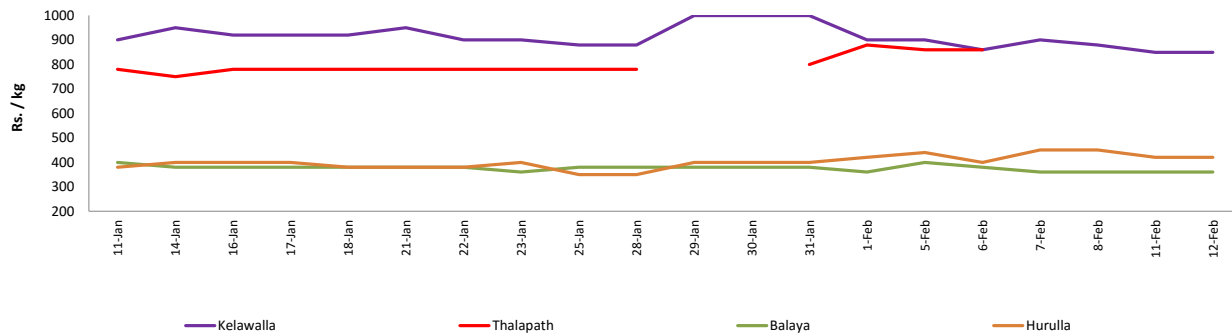
Fish

Item	Unit	Wholesale						Retail					
		Peliyagoda			Negombo			Peliyagoda			Negombo		
		Previous Week	Yesterday	Today	Previous Week	Yesterday	Today	Previous Week	Yesterday	Today	Previous Week	Yesterday	Today
Kelawalla	Rs./Kg	586.00	550.00	550.00	630.00	640.00	600.00	878.00	850.00	850.00	902.00	880.00	880.00
Thalapath	Rs./Kg	680.00	n.a.	n.a.	716.00	740.00	740.00	860.00	n.a.	n.a.	932.00	950.00	950.00
Balaya	Rs./Kg	272.00	260.00	260.00	304.00	320.00	320.00	372.00	360.00	360.00	526.00	550.00	550.00
Paraw	Rs./Kg	565.00	550.00	550.00	570.00	550.00	550.00	865.00	850.00	850.00	798.00	780.00	780.00
Salaya	Rs./Kg	140.00	120.00	120.00	168.00	170.00	150.00	182.00	150.00	150.00	240.00	250.00	220.00
Hurulla	Rs./Kg	332.00	320.00	320.00	308.00	320.00	260.00	432.00	420.00	420.00	386.00	420.00	360.00

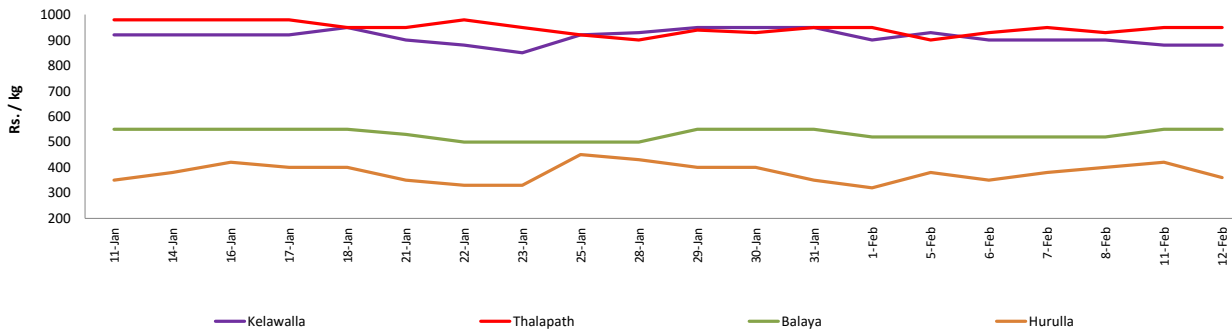
- Price increased by more than 5% compared to previous week average price.
- Price decreased by more than 5% compared to previous week average price.

Retail: Daily Prices

Peliyagoda



Negombo



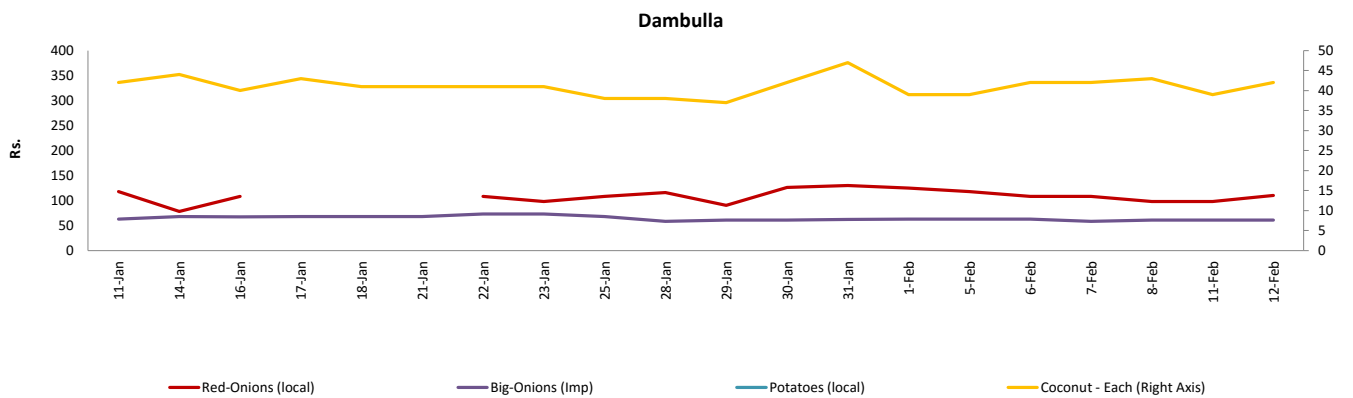
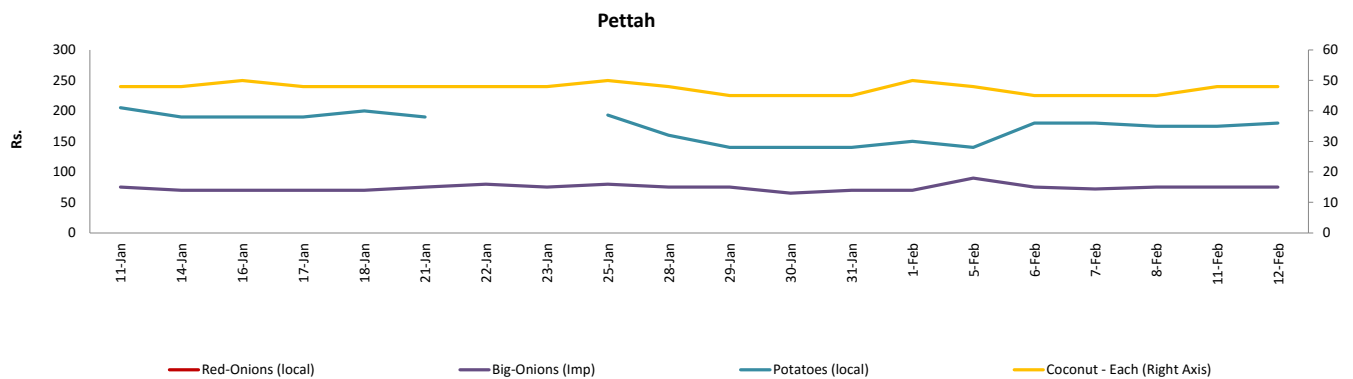
Wholesale and Retail Prices of Selected Food Commodities - 2019-02-12

Other

Item	Unit	Wholesale						Retail					
		Pettah			Dambulla			Pettah			Dambulla		
		Previous Week	Yesterday	Today	Previous Week	Yesterday	Today	Previous Week	Yesterday	Today	Previous Week	Yesterday	Today
Red-Onions (local)	Rs./Kg	n.a.	n.a.	n.a.	95.00	88.00	100.00	n.a.	n.a.	n.a.	106.00	98.00	110.00
Red-Onions (Imp)	Rs./Kg	130.00	130.00	130.00	107.00	108.00	88.00	160.00	160.00	160.00	117.00	118.00	98.00
Big-Onions (local)	Rs./Kg	n.a.	n.a.	n.a.	n.a.	n.a.	n.a.	n.a.	n.a.	n.a.	n.a.	n.a.	n.a.
Big-Onions (Imp)	Rs./Kg	55.00	51.00	51.00	51.00	51.00	51.00	77.00	75.00	75.00	61.00	61.00	61.00
Potatoes (local)	Rs./Kg	138.00	140.00	140.00	n.a.	n.a.	n.a.	170.00	175.00	180.00	n.a.	n.a.	n.a.
Potatoes (Imp)	Rs./Kg	72.00	68.00	70.00				89.00	80.00	85.00			
Dried Chillies (Imp)	Rs./Kg	280.00	280.00	280.00	269.00	273.00	268.00	330.00	330.00	330.00	279.00	283.00	278.00
Coconut	Rs./Nut	40.00	41.00	40.00	36.00	34.00	37.00	46.00	48.00	48.00	41.00	39.00	42.00
Coconut oil	Rs./Ltr	340.00	340.00	340.00				360.00	360.00	360.00			
Dhal	Rs./Kg	118.00	118.00	118.00				128.00	128.00	128.00			
Sugar	Rs./Kg	96.00	96.00	96.00				100.00	100.00	100.00			
Eggs	Rs./Each	18.50	18.50	18.50				19.80	19.50	19.50			
Katta	Rs./Kg	880.00	880.00	880.00				950.00	950.00	950.00			
Sprats	Rs./Kg	500.00	500.00	500.00				550.00	550.00	550.00			

- Price increased by more than 5% compared to previous week average price.
- Price decreased by more than 5% compared to previous week average price.

Retail: Daily Prices



* Prices of food commodities may vary due to quality and markets among other factors.