

Daily Price Report

A Summary of Price¹ Developments - 08 February 2019



Vegetables

- Prices of vegetable varieties **decreased** in both **Pettah** and **Dambulla** markets due to **favourable supply** .
- Price of **Beans significantly decreased** in both **Pettah** and **Dambulla** markets due to **favourable supply** from **Puttalam** and **Naula areas** respectively.



Fruits

- Price of **Pineapples increased** due to **low supply** from **Gampaha** and **Dompe areas**.



Other

- Price of **Local Potatoes increased** in **Pettah** market due to **low supply** from **Welimada** area.
- Price of **Imported Red Onions decreased** in **Dambulla** market due to **availability** of **low quality** varieties.

¹ Price developments are analysed compared to average prices of the previous week.



Statistics Department
Central Bank of Sri Lanka

Wholesale and Retail Prices of Selected Food Commodities - 2019-02-08

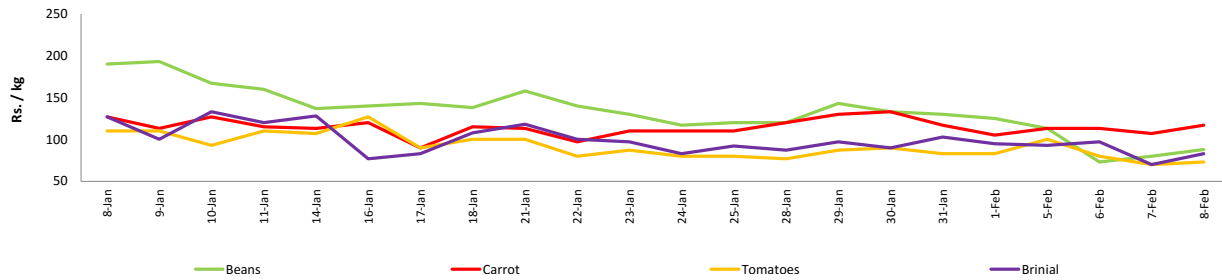
Vegetables

Item	Unit	Wholesale						Retail					
		Pettah			Dambulla			Pettah			Dambulla		
		Previous Week	Yesterday	Today	Previous Week	Yesterday	Today	Previous Week	Yesterday	Today	Previous Week	Yesterday	Today
Beans	Rs./Kg	96.00	57.00	67.00	74.00	45.00	30.00	130.00	80.00	88.00	94.00	65.00	50.00
Carrot	Rs./Kg	88.00	77.00	87.00	94.00	88.00	73.00	121.00	107.00	117.00	114.00	108.00	93.00
Cabbage	Rs./Kg	42.00	43.00	38.00	24.00	18.00	13.00	70.00	65.00	63.00	44.00	38.00	33.00
Tomatoes	Rs./Kg	54.00	50.00	40.00	42.00	43.00	38.00	84.00	70.00	73.00	62.00	63.00	58.00
Brinjal	Rs./Kg	65.00	67.00	53.00	51.00	35.00	31.00	94.00	70.00	83.00	70.00	55.00	51.00
Pumpkin	Rs./Kg	30.00	33.00	30.00	13.00	12.00	10.00	52.00	48.00	50.00	32.00	32.00	30.00
Snake gourd	Rs./Kg	48.00	48.00	45.00	41.00	38.00	33.00	74.00	70.00	75.00	61.00	58.00	53.00

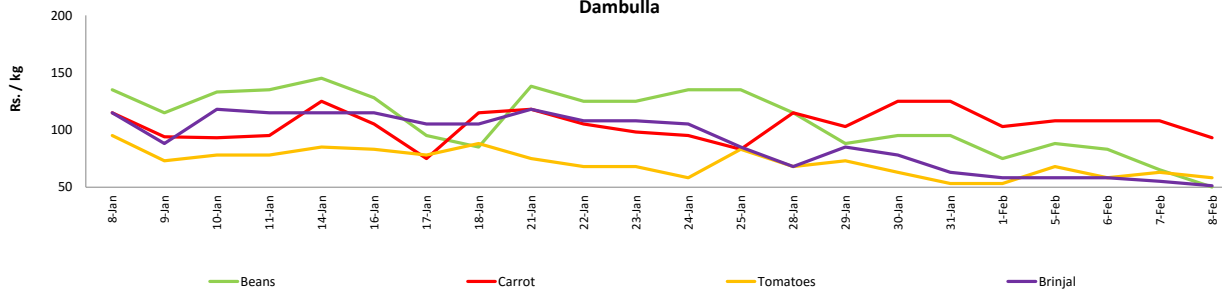
- Price increased by more than 5% compared to previous week average price.
- Price decreased by more than 5% compared to previous week average price.

Retail: Daily Prices

Pettah



Dambulla



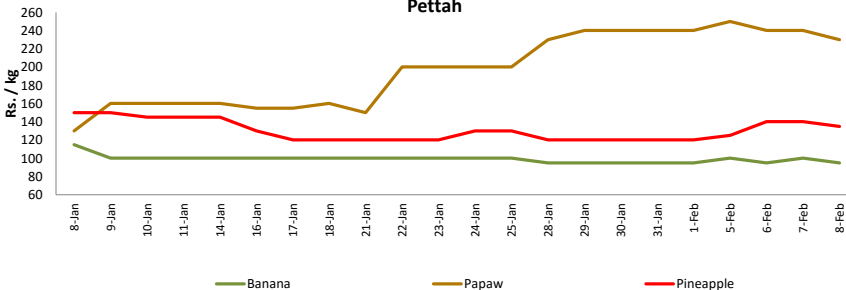
Fruits

Item	Unit	Wholesale			Retail		
		Pettah			Pettah		
		Previous Week	2019.02.01	Today	Previous Week	2019.02.01	Today
Banana (Sour)	Rs./Kg	56.00	55.00	55.00	95.00	100.00	95.00
Papaw	Rs./Kg	196.00	200.00	195.00	238.00	240.00	230.00
Pineapple	Rs./Kg	82.00	100.00	100.00	120.00	140.00	135.00
Apple (Imp)	Rs./Each				35.00	35.00	35.00
Orange (Imp)	Rs./Each				35.00	35.00	35.00

- Price increased by more than 5% compared to previous week average price.
- Price decreased by more than 5% compared to previous week average price.

Retail: Daily Prices

Pettah



Wholesale and Retail Prices of Selected Food Commodities - 2019-02-08

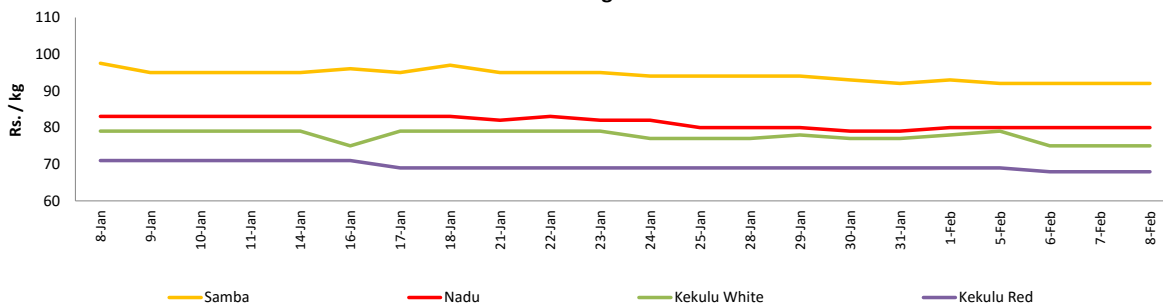
Rice

Item	Unit	Wholesale						Retail		
		Maradaghamula			Pettah			Pettah		
		Previous Week	Yesterday	Today	Previous Week	Yesterday	Today	Previous Week	Yesterday	Today
Samba	Rs./Kg	93.00	92.00	92.00	102.00	102.00	102.00	110.00	110.00	110.00
Nadu	Rs./Kg	80.00	80.00	80.00	80.00	80.00	80.00	90.00	90.00	90.00
Kekulu White	Rs./Kg	77.00	75.00	75.00	82.00	82.00	82.00	90.00	90.00	90.00
Kekulu Red	Rs./Kg	69.00	68.00	68.00	72.00	72.00	72.00	80.00	80.00	80.00

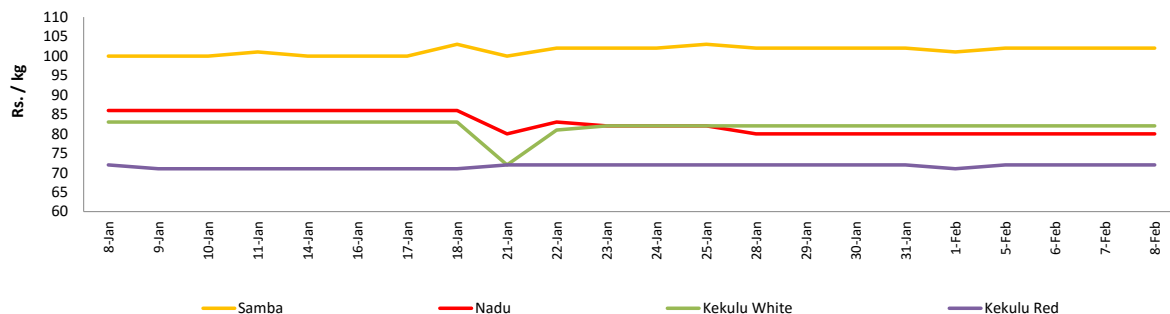
- Price increased by more than 5% compared to previous week average price.
- Price decreased by more than 5% compared to previous week average price.

Wholesale: Daily Prices

Marandaghamula

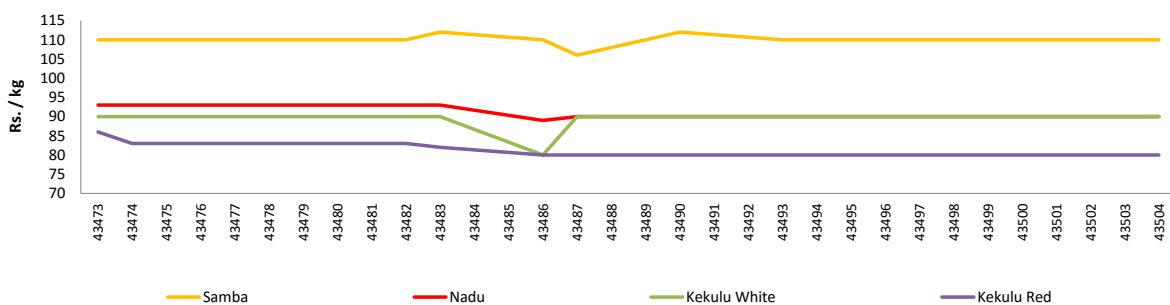


Pettah



Retail: Daily Prices

Pettah



Wholesale and Retail Prices of Selected Food Commodities - 2019-02-08

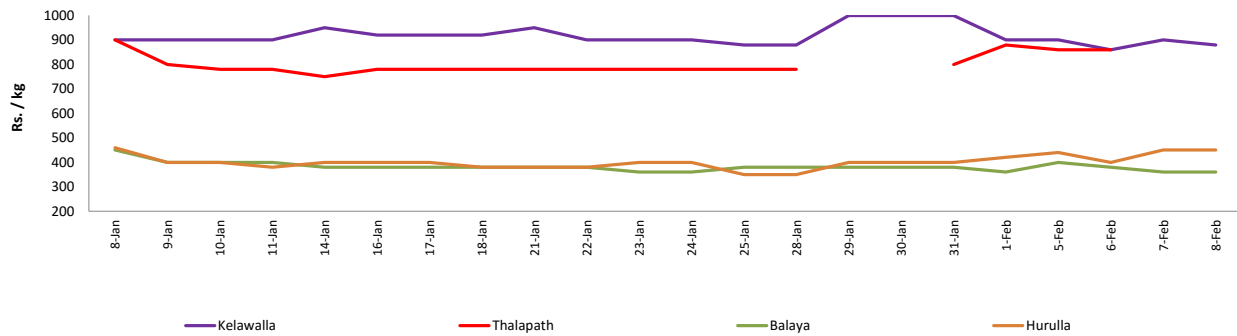
Fish

Item	Unit	Wholesale						Retail					
		Peliyagoda			Negombo			Peliyagoda			Negombo		
		Previous Week	Yesterday	Today	Previous Week	Yesterday	Today	Previous Week	Yesterday	Today	Previous Week	Yesterday	Today
Kelawalla	Rs./Kg	628.00	600.00	580.00	658.00	620.00	620.00	956.00	900.00	880.00	936.00	900.00	900.00
Thalapath	Rs./Kg	660.00	n.a.	n.a.	720.00	740.00	700.00	820.00	n.a.	n.a.	934.00	950.00	930.00
Balaya	Rs./Kg	278.00	260.00	260.00	312.00	300.00	300.00	376.00	360.00	360.00	534.00	520.00	520.00
Paraw	Rs./Kg	590.00	580.00	580.00	548.00	550.00	550.00	900.00	880.00	880.00	752.00	780.00	780.00
Salaya	Rs./Kg	120.00	130.00	130.00	158.00	170.00	150.00	150.00	180.00	180.00	234.00	270.00	230.00
Hurulla	Rs./Kg	294.00	350.00	350.00	276.00	300.00	320.00	394.00	450.00	450.00	380.00	380.00	400.00

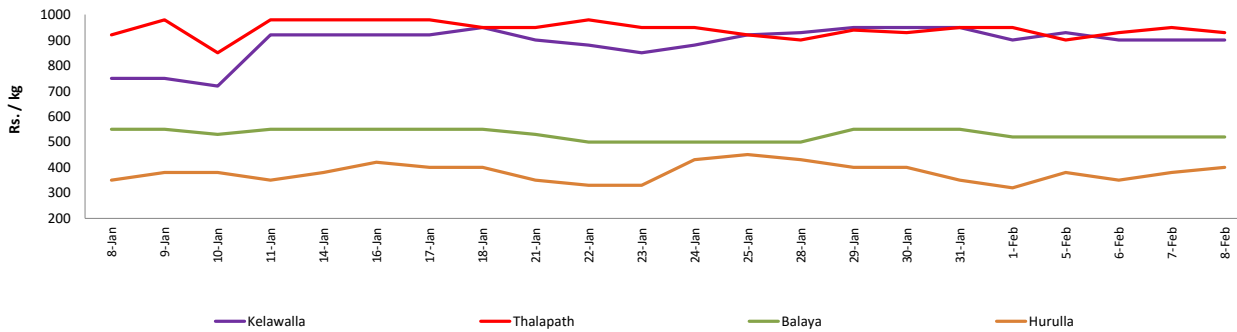
- Price increased by more than 5% compared to previous week average price.
- Price decreased by more than 5% compared to previous week average price.

Retail: Daily Prices

Peliyagoda



Negombo



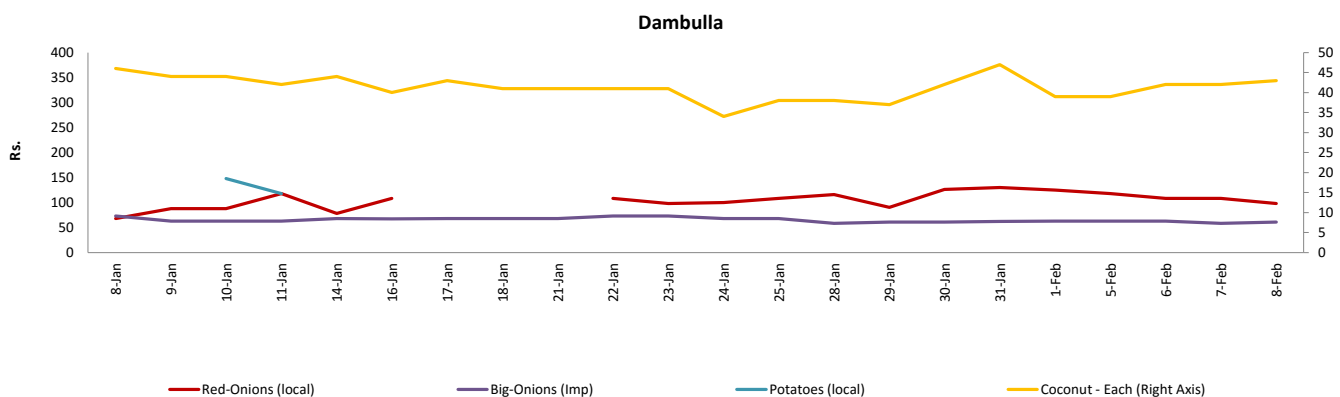
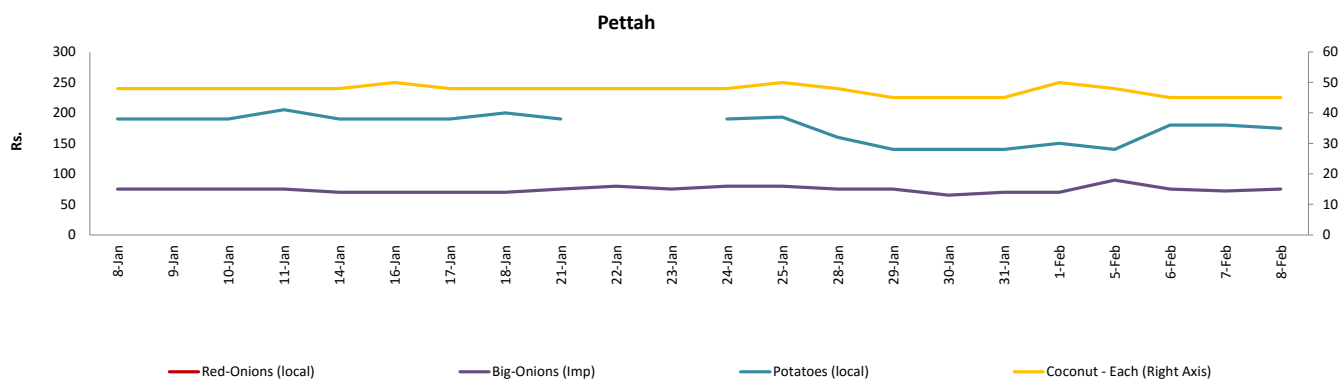
Wholesale and Retail Prices of Selected Food Commodities - 2019-02-08

Other

Item	Unit	Wholesale						Retail					
		Pettah			Dambulla			Pettah			Dambulla		
		Previous Week	Yesterday	Today	Previous Week	Yesterday	Today	Previous Week	Yesterday	Today	Previous Week	Yesterday	Today
Red-Onions (local)	Rs./Kg	125.00	n.a.	n.a.	109.00	98.00	88.00	180.00	n.a.	n.a.	117.00	108.00	98.00
Red-Onions (Imp)	Rs./Kg	134.00	130.00	130.00	134.00	98.00	93.00	164.00	160.00	160.00	144.00	108.00	103.00
Big-Onions (local)	Rs./Kg	n.a.	n.a.	n.a.	n.a.	n.a.	n.a.	n.a.	n.a.	n.a.	n.a.	n.a.	n.a.
Big-Onions (Imp)	Rs./Kg	53.00	53.00	51.00	51.00	48.00	51.00	71.00	72.00	75.00	61.00	58.00	61.00
Potatoes (local)	Rs./Kg	122.00	140.00	140.00	122.00	n.a.	n.a.	146.00	180.00	175.00	133.00	n.a.	n.a.
Potatoes (Imp)	Rs./Kg	54.00	75.00	70.00				78.00	95.00	85.00			
Dried Chillies (Imp)	Rs./Kg	281.00	280.00	280.00	267.00	270.00	268.00	328.00	330.00	330.00	277.00	280.00	278.00
Coconut	Rs./Nut	40.00	40.00	40.00	35.00	37.00	37.00	47.00	45.00	45.00	41.00	42.00	43.00
Coconut oil	Rs./Ltr	340.00	340.00	340.00				360.00	360.00	360.00			
Dhal	Rs./Kg	118.00	118.00	118.00				128.00	128.00	128.00			
Sugar	Rs./Kg	100.00	96.00	96.00				100.00	100.00	100.00			
Eggs	Rs./Each	18.50	18.50	18.50				19.60	20.00	19.50			
Katta	Rs./Kg	880.00	880.00	880.00				950.00	950.00	950.00			
Sprats	Rs./Kg	500.00	500.00	500.00				550.00	550.00	550.00			

- Price increased by more than 5% compared to previous week average price.
- Price decreased by more than 5% compared to previous week average price.

Retail: Daily Prices



* Prices of food commodities may vary due to quality and markets among other factors.