

# Daily Price Report

---

A Summary of Price<sup>1</sup> Developments - 06 February 2019

---



## Vegetables

- Prices of most vegetable varieties **decreased** in both **Pettah** and **Dambulla** markets.
- Price of **Beans significantly decreased** in **Pettah** market due to **favourable supply** from **Balangoda** and **Kandy** areas.



## Fruits

- Price of **Pineapples increased** due to **low supply** from **Gampaha** area.



## Other

- Price of **Local Potatoes increased** in **Pettah** market due to **low supply** from **Welimada, Bandarawela** and **Kantale** areas while price of **Imported Potatoes** also **increased** due to **unavailability** of **Pakistan varieties**.

<sup>1</sup> Price developments are analysed compared to average prices of the previous week.



**Wholesale and Retail Prices of Selected Food Commodities - 2019-02-06**

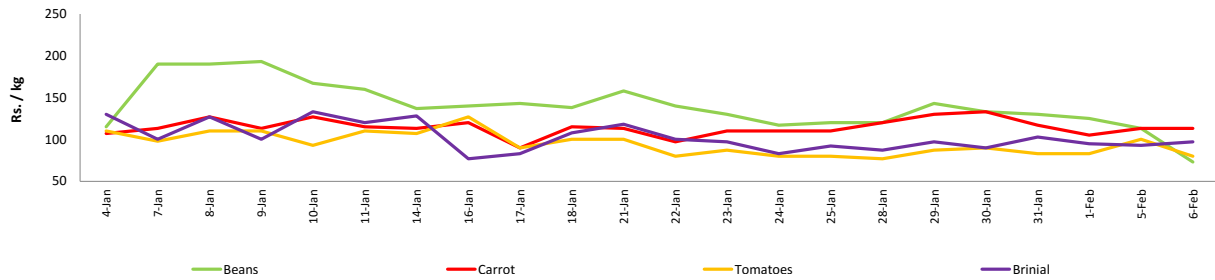
**Vegetables**

Item	Unit	Wholesale						Retail					
		Pettah			Dambulla			Pettah			Dambulla		
		Previous Week	Yesterday	Today	Previous Week	Yesterday	Today	Previous Week	Yesterday	Today	Previous Week	Yesterday	Today
Beans	Rs./Kg	96.00	83.00	47.00	74.00	68.00	63.00	130.00	113.00	73.00	94.00	88.00	83.00
Carrot	Rs./Kg	88.00	80.00	83.00	94.00	88.00	88.00	121.00	113.00	113.00	114.00	108.00	108.00
Cabbage	Rs./Kg	42.00	45.00	35.00	24.00	28.00	25.00	70.00	78.00	60.00	44.00	48.00	45.00
Tomatoes	Rs./Kg	54.00	68.00	50.00	42.00	48.00	38.00	84.00	100.00	80.00	62.00	68.00	58.00
Brinjal	Rs./Kg	65.00	63.00	60.00	51.00	38.00	38.00	94.00	93.00	97.00	70.00	58.00	58.00
Pumpkin	Rs./Kg	30.00	37.00	30.00	13.00	9.00	13.00	52.00	60.00	53.00	32.00	29.00	33.00
Snake gourd	Rs./Kg	48.00	50.00	47.00	41.00	43.00	38.00	74.00	83.00	77.00	61.00	63.00	58.00

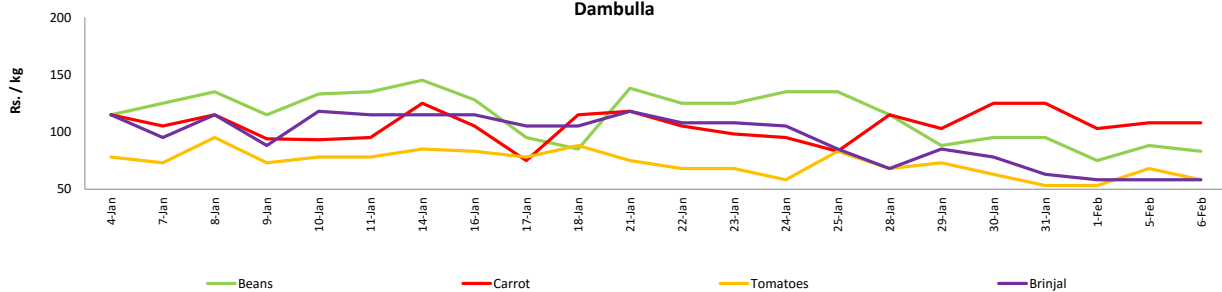
- Price increased by more than 5% compared to previous week average price.
- Price decreased by more than 5% compared to previous week average price.

**Retail: Daily Prices**

**Pettah**



**Dambulla**



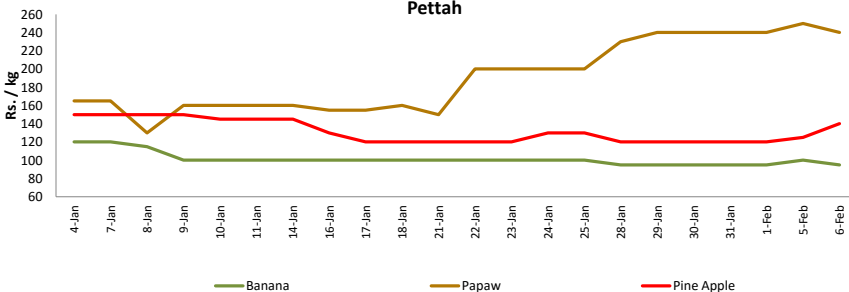
**Fruits**

Item	Unit	Wholesale			Retail		
		Pettah			Pettah		
		Previous Week	2019.02.01	Today	Previous Week	2019.02.01	Today
Banana (Sour)	Rs./Kg	56.00	60.00	55.00	95.00	100.00	95.00
Papaw	Rs./Kg	196.00	200.00	200.00	238.00	250.00	240.00
Pineapple	Rs./Kg	82.00	80.00	110.00	120.00	125.00	140.00
Apple (Imp)	Rs./Each				35.00	35.00	35.00
Orange (Imp)	Rs./Each				35.00	35.00	35.00

- Price increased by more than 5% compared to previous week average price.
- Price decreased by more than 5% compared to previous week average price.

**Retail: Daily Prices**

**Pettah**



**Wholesale and Retail Prices of Selected Food Commodities - 2019-02-06**

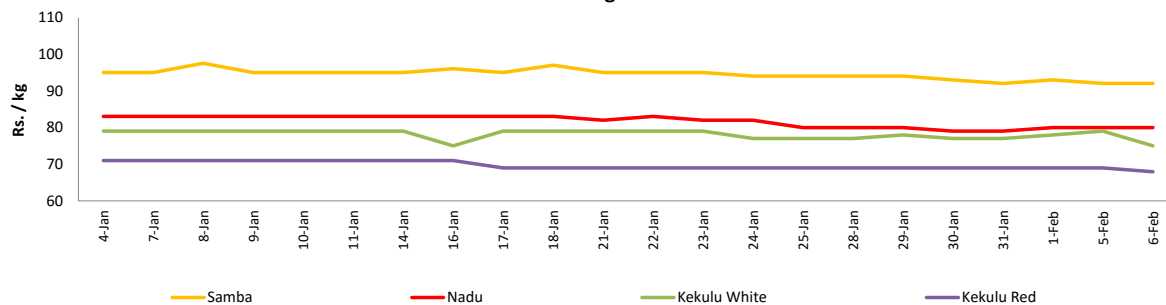
**Rice**

Item	Unit	Wholesale						Retail		
		Maradaghamula			Pettah			Pettah		
		Previous Week	Yesterday	Today	Previous Week	Yesterday	Today	Previous Week	Yesterday	Today
Samba	Rs./Kg	93.00	92.00	92.00	102.00	102.00	102.00	110.00	110.00	110.00
Nadu	Rs./Kg	80.00	80.00	80.00	80.00	80.00	80.00	90.00	90.00	90.00
Kekulu White	Rs./Kg	77.00	79.00	75.00	82.00	82.00	82.00	90.00	90.00	90.00
Kekulu Red	Rs./Kg	69.00	69.00	68.00	72.00	72.00	72.00	80.00	80.00	80.00

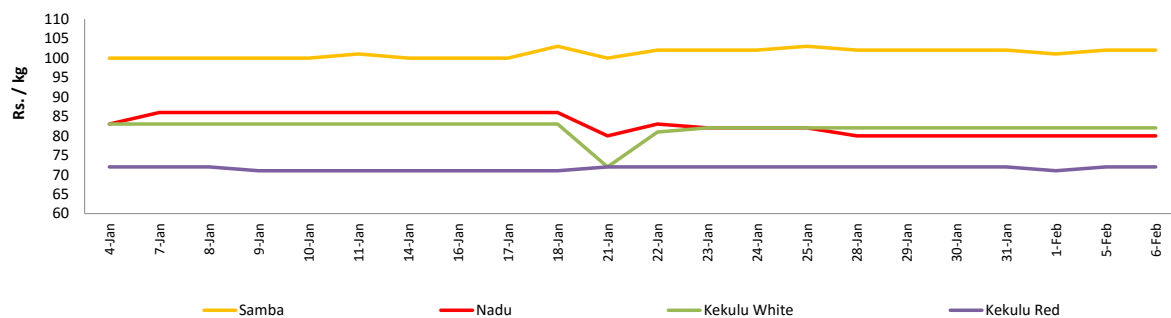
- Price increased by more than 5% compared to previous week average price.
- Price decreased by more than 5% compared to previous week average price.

**Wholesale: Daily Prices**

**Marandaghamula**

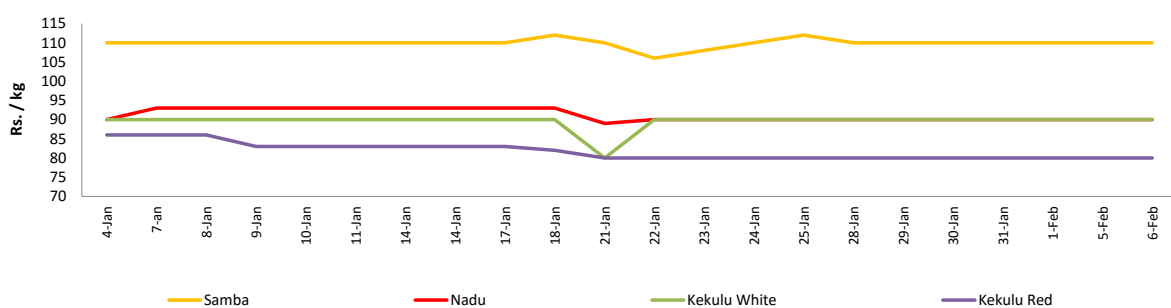


**Pettah**



**Retail: Daily Prices**

**Pettah**



## Wholesale and Retail Prices of Selected Food Commodities - 2019-02-06

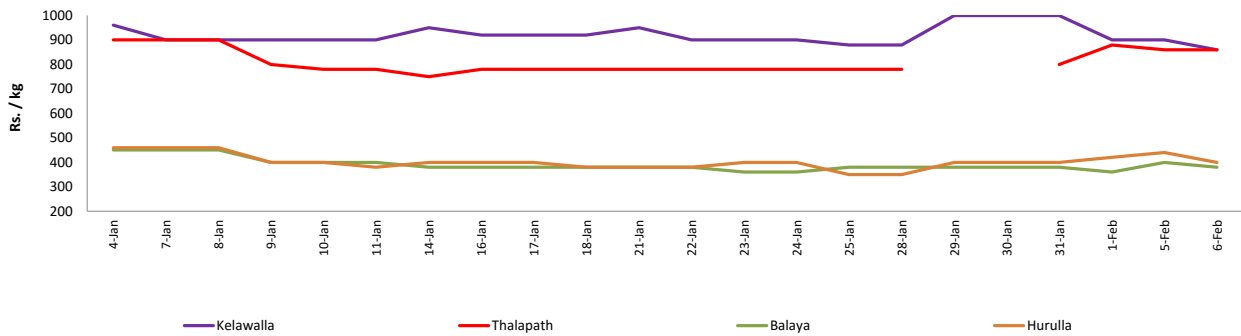
### Fish

Item	Unit	Wholesale						Retail					
		Peliyagoda			Negombo			Peliyagoda			Negombo		
		Previous Week	Yesterday	Today	Previous Week	Yesterday	Today	Previous Week	Yesterday	Today	Previous Week	Yesterday	Today
Kelawalla	Rs./Kg	628.00	620.00	580.00	658.00	650.00	620.00	956.00	900.00	860.00	936.00	930.00	900.00
Thalapath	Rs./Kg	660.00	680.00	680.00	720.00	700.00	700.00	820.00	860.00	860.00	934.00	900.00	930.00
Balaya	Rs./Kg	278.00	300.00	280.00	312.00	300.00	300.00	376.00	400.00	380.00	534.00	520.00	520.00
Paraw	Rs./Kg	590.00	550.00	n.a.	548.00	650.00	550.00	900.00	850.00	n.a.	752.00	870.00	780.00
Salaya	Rs./Kg	120.00	150.00	170.00	158.00	200.00	150.00	150.00	180.00	220.00	234.00	230.00	220.00
Hurulla	Rs./Kg	294.00	340.00	300.00	276.00	320.00	280.00	394.00	440.00	400.00	380.00	380.00	350.00

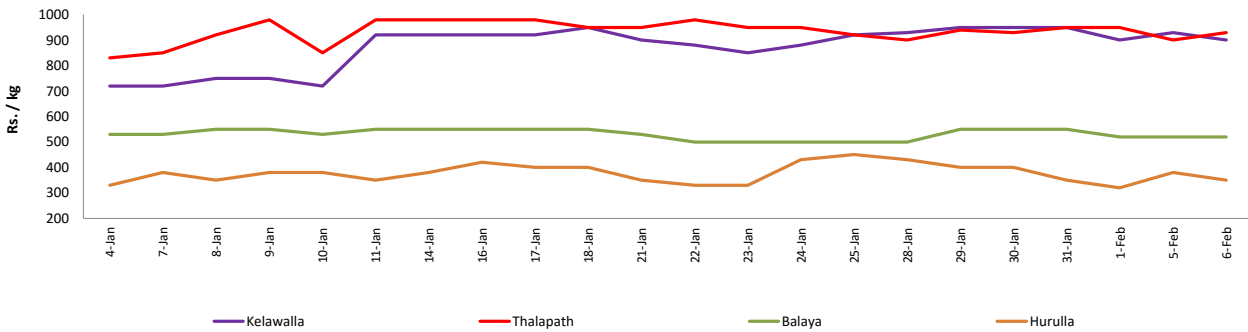
- Price increased by more than 5% compared to previous week average price.
- Price decreased by more than 5% compared to previous week average price.

### Retail: Daily Prices

#### Peliyagoda



#### Negombo



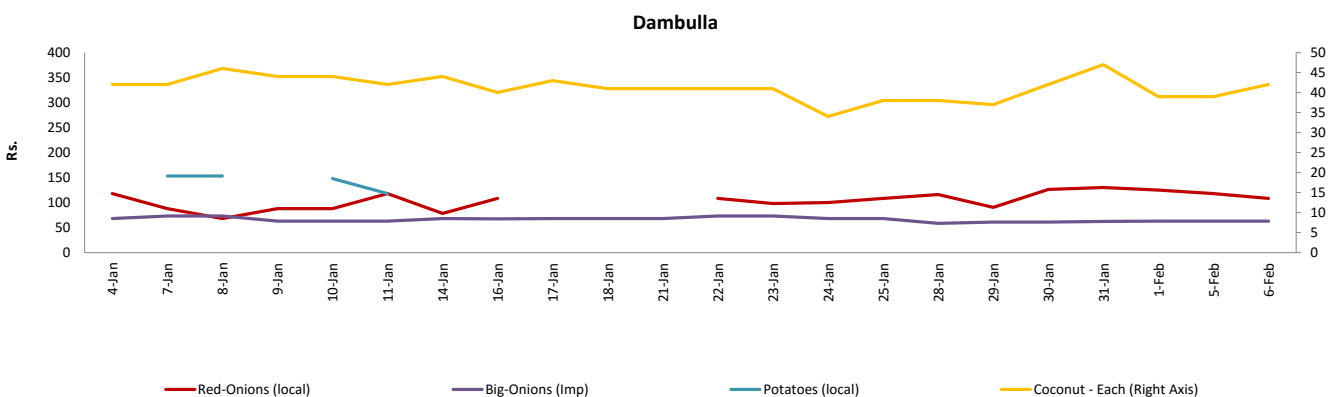
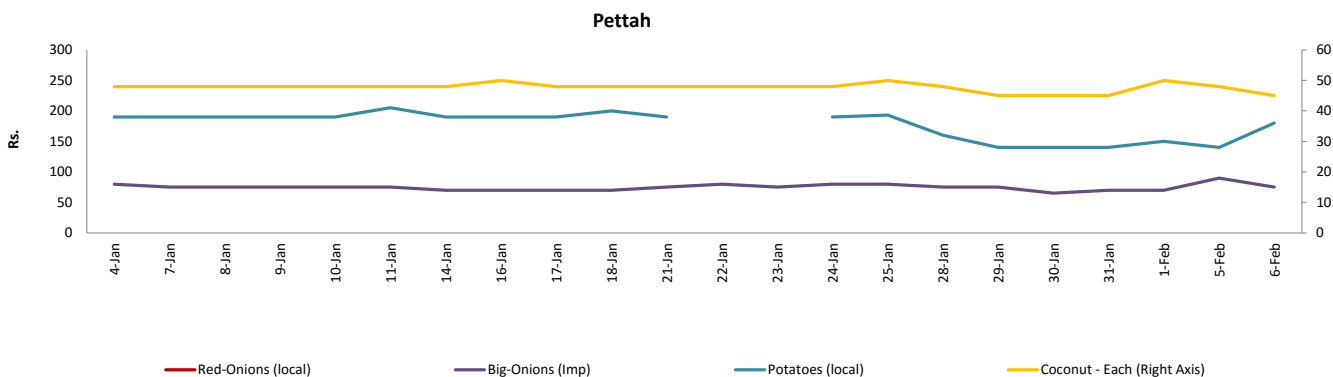
Wholesale and Retail Prices of Selected Food Commodities - 2019-02-06

Other

Item	Unit	Wholesale						Retail					
		Pettah			Dambulla			Pettah			Dambulla		
		Previous Week	Yesterday	Today	Previous Week	Yesterday	Today	Previous Week	Yesterday	Today	Previous Week	Yesterday	Today
Red-Onions (local)	Rs./Kg	125.00	n.a.	n.a.	109.00	105.00	98.00	180.00	n.a.	n.a.	117.00	118.00	108.00
Red-Onions (Imp)	Rs./Kg	134.00	130.00	130.00	134.00	133.00	103.00	164.00	160.00	160.00	144.00	143.00	113.00
Big-Onions (local)	Rs./Kg	n.a.	n.a.	n.a.	n.a.	n.a.	n.a.	n.a.	n.a.	n.a.	n.a.	n.a.	n.a.
Big-Onions (Imp)	Rs./Kg	53.00	65.00	55.00	51.00	53.00	53.00	71.00	90.00	75.00	61.00	63.00	63.00
Potatoes (local)	Rs./Kg	122.00	130.00	140.00	122.00	n.a.	n.a.	146.00	140.00	180.00	133.00	n.a.	n.a.
Potatoes (Imp)	Rs./Kg	54.00	65.00	80.00				78.00	90.00	95.00			
Dried Chillies (Imp)	Rs./Kg	281.00	280.00	280.00	267.00	278.00	255.00	328.00	330.00	330.00	277.00	288.00	265.00
Coconut	Rs./Nut	40.00	40.00	40.00	35.00	34.00	37.00	47.00	48.00	45.00	41.00	39.00	42.00
Coconut oil	Rs./Ltr	340.00	340.00	340.00				360.00	360.00	360.00			
Dhal	Rs./Kg	118.00	118.00	118.00				128.00	128.00	128.00			
Sugar	Rs./Kg	100.00	95.00	96.00				100.00	100.00	100.00			
Eggs	Rs./Each	18.50	18.50	18.50				19.60	20.00	20.00			
Katta	Rs./Kg	880.00	880.00	880.00				950.00	950.00	950.00			
Sprats	Rs./Kg	500.00	500.00	500.00				550.00	550.00	550.00			

- Price increased by more than 5% compared to previous week average price.
- Price decreased by more than 5% compared to previous week average price.

Retail: Daily Prices



\* Prices of food commodities may vary due to quality and markets among other factors.