

Daily Price Report

A Summary of Price¹ Developments - 01 February 2019



Vegetables

- Prices of most varieties of vegetables **decreased** in **Dambulla** market due to **favourable supply** from **neighbouring** areas while prices **demonstrated mixed movements** in **Pettah** market.



Fruits

- Prices of **Apples** and **Oranges** **decreased** due to **availability** of **smaller** varieties.



Fish

- Prices of most fish varieties **decreased** in **Negambo** market due to **favourable supply** from **North Western** coastal area.



Other

- Price of **Local Potatoes** **decreased** in **Pettah** market due to **favourable supply** from **Welimada** area.

¹ Price developments are analysed compared to average prices of the previous week.



Wholesale and Retail Prices of Selected Food Commodities - 2019-02-01

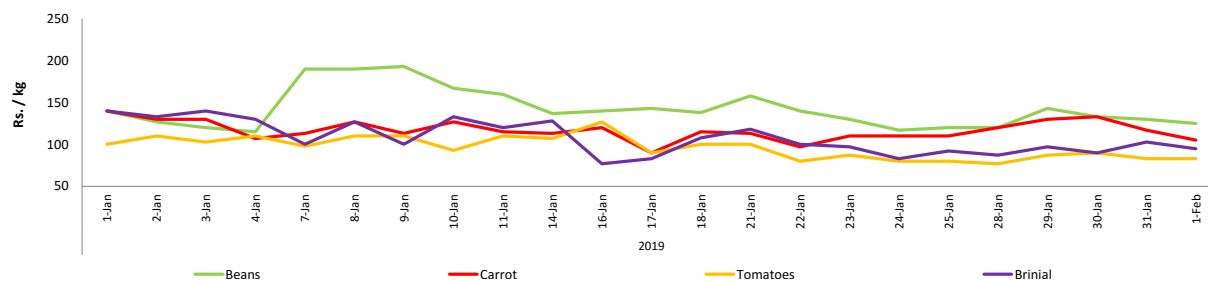
Vegetables

Item	Unit	Wholesale						Retail					
		Pettah			Dambulla			Pettah			Dambulla		
		Previous Week	Yesterday	Today	Previous Week	Yesterday	Today	Previous Week	Yesterday	Today	Previous Week	Yesterday	Today
Beans	Rs./Kg	103.00	103.00	80.00	112.00	75.00	55.00	133.00	130.00	125.00	132.00	95.00	75.00
Carrot	Rs./Kg	80.00	90.00	64.00	80.00	105.00	83.00	108.00	117.00	105.00	100.00	125.00	103.00
Cabbage	Rs./Kg	42.00	47.00	36.00	45.00	23.00	18.00	64.00	70.00	74.00	64.00	43.00	38.00
Tomatoes	Rs./Kg	56.00	67.00	45.00	50.00	33.00	33.00	85.00	83.00	83.00	70.00	53.00	53.00
Brinjal	Rs./Kg	64.00	83.00	51.00	85.00	48.00	38.00	98.00	103.00	95.00	105.00	63.00	58.00
Pumpkin	Rs./Kg	25.00	33.00	29.00	16.00	18.00	11.00	48.00	50.00	50.00	36.00	33.00	31.00
Snake gourd	Rs./Kg	46.00	60.00	52.00	42.00	33.00	43.00	73.00	77.00	85.00	62.00	53.00	63.00

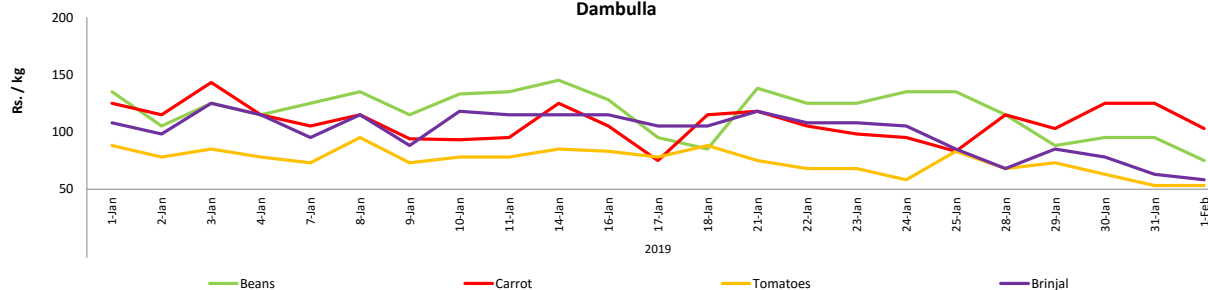
Price increased by more than 5% compared to previous week average price.
 Price decreased by more than 5% compared to previous week average price.

Retail: Daily Prices

Pettah



Dambulla



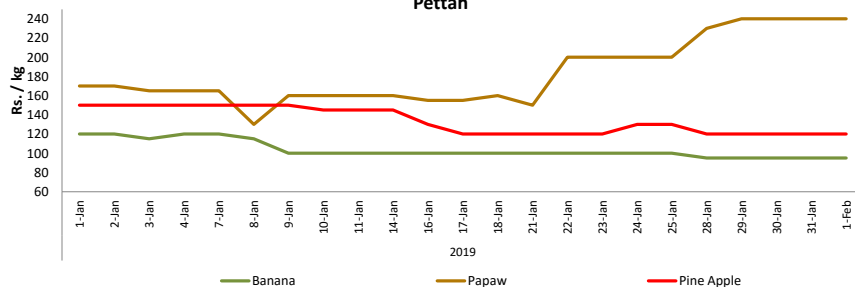
Fruits

Item	Unit	Wholesale			Retail		
		Pettah			Pettah		
		Previous Week	Yesterday	Today	Previous Week	Yesterday	Today
Banana (Sour)	Rs./Kg	60.00	55.00	55.00	100.00	95.00	95.00
Papaw	Rs./Kg	164.00	200.00	200.00	190.00	240.00	240.00
Pineapple	Rs./Kg	98.00	80.00	80.00	124.00	120.00	120.00
Apple (Imp)	Rs./Each				38.00	35.00	35.00
Orange (Imp)	Rs./Each				38.00	35.00	35.00

Price increased by more than 5% compared to previous week average price.
 Price decreased by more than 5% compared to previous week average price.

Retail: Daily Prices

Pettah



Wholesale and Retail Prices of Selected Food Commodities - 2019-02-01

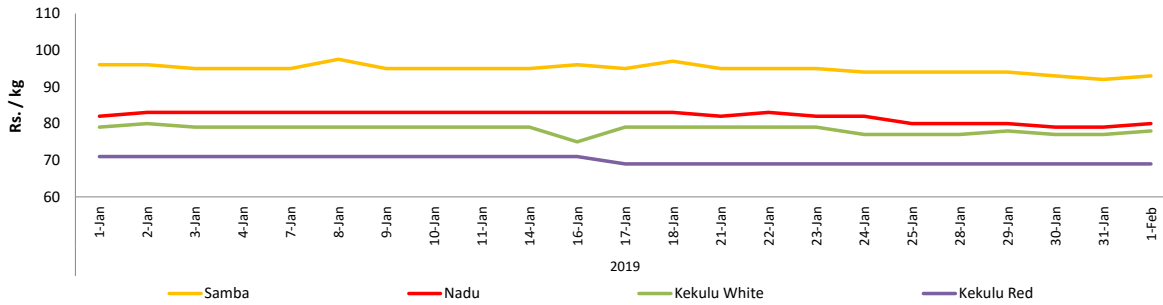
Rice

Item	Unit	Wholesale						Retail		
		Maradaghamula			Pettah			Pettah		
		Previous Week	Yesterday	Today	Previous Week	Yesterday	Today	Previous Week	Yesterday	Today
Samba	Rs./Kg	95.00	92.00	93.00	102.00	102.00	101.00	109.00	110.00	110.00
Nadu	Rs./Kg	82.00	79.00	80.00	82.00	80.00	80.00	90.00	90.00	90.00
Kekulu White	Rs./Kg	78.00	77.00	78.00	80.00	82.00	82.00	88.00	90.00	90.00
Kekulu Red	Rs./Kg	69.00	69.00	69.00	72.00	72.00	71.00	80.00	80.00	80.00

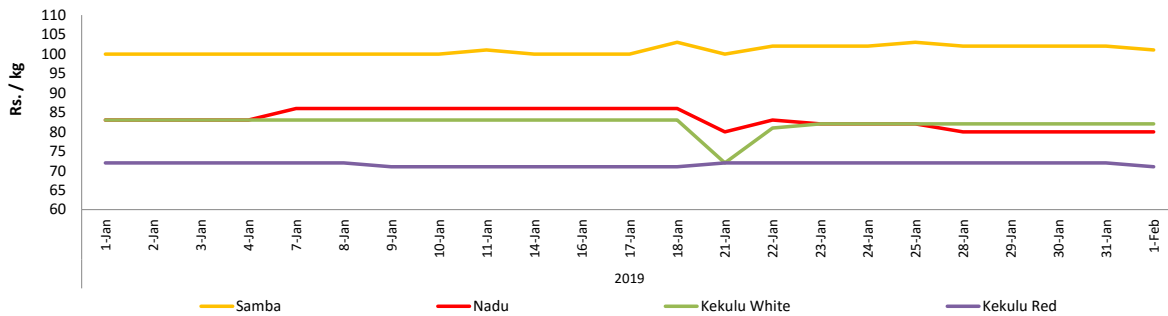
- Price increased by more than 5% compared to previous week average price.
- Price decreased by more than 5% compared to previous week average price.

Wholesale: Daily Prices

Marandaghamula

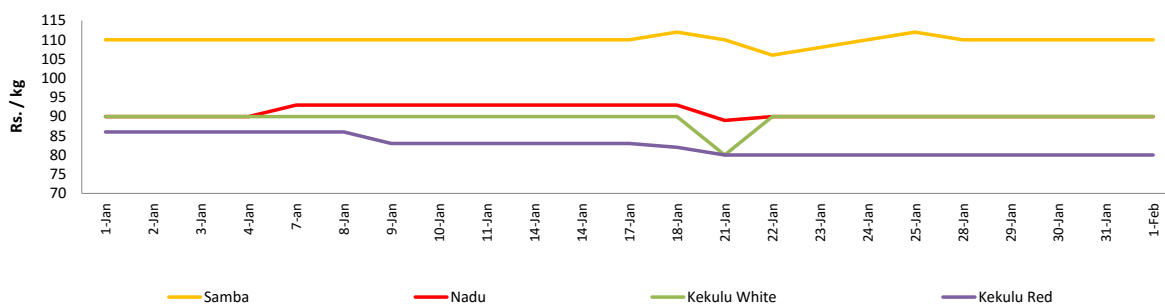


Pettah



Retail: Daily Prices

Pettah



Wholesale and Retail Prices of Selected Food Commodities - 2019-02-01

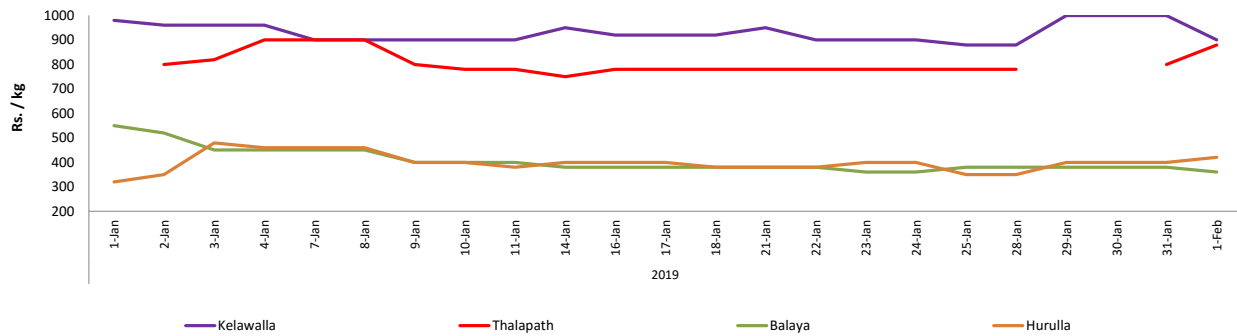
Fish

Item	Unit	Wholesale						Retail					
		Peliyagoda			Negombo			Peliyagoda			Negombo		
		Previous Week	Yesterday	Today	Previous Week	Yesterday	Today	Previous Week	Yesterday	Today	Previous Week	Yesterday	Today
Kelawalla	Rs./Kg	582.00	650.00	620.00	630.00	680.00	620.00	906.00	1000.00	900.00	886.00	950.00	900.00
Thalapath	Rs./Kg	630.00	650.00	700.00	730.00	730.00	730.00	780.00	800.00	880.00	950.00	950.00	950.00
Balaya	Rs./Kg	272.00	280.00	270.00	310.00	320.00	300.00	372.00	380.00	360.00	506.00	550.00	520.00
Paraw	Rs./Kg	603.00	600.00	550.00	560.00	530.00	530.00	955.00	900.00	850.00	750.00	750.00	750.00
Salaya	Rs./Kg	122.00	120.00	120.00	164.00	170.00	130.00	152.00	150.00	150.00	224.00	240.00	200.00
Hurulla	Rs./Kg	282.00	300.00	320.00	292.00	280.00	240.00	382.00	400.00	420.00	378.00	350.00	320.00

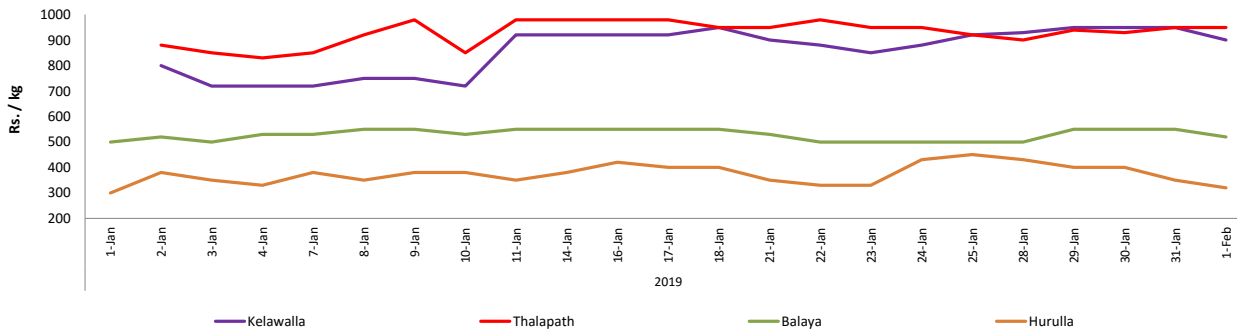
- Price increased by more than 5% compared to previous week average price.
- Price decreased by more than 5% compared to previous week average price.

Retail: Daily Prices

Peliyagoda



Negombo



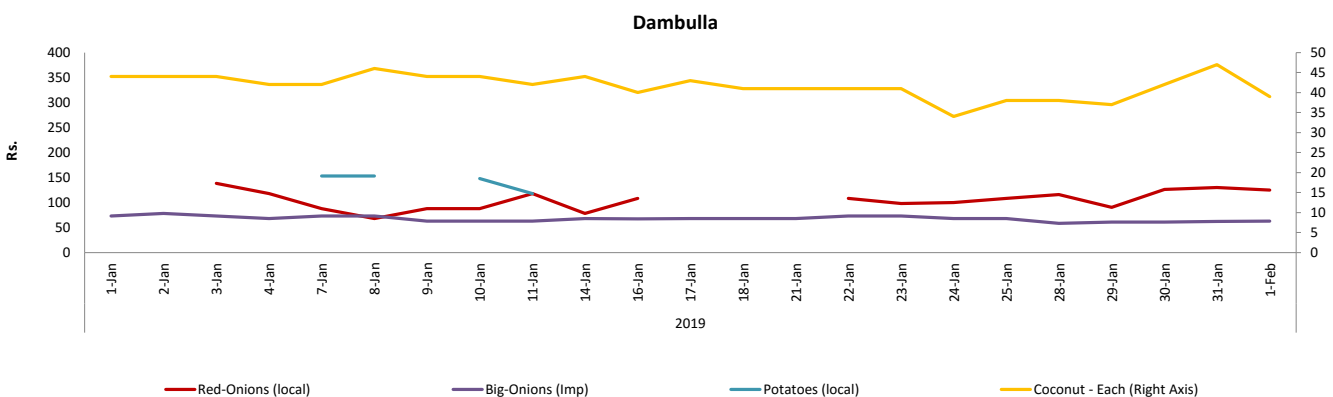
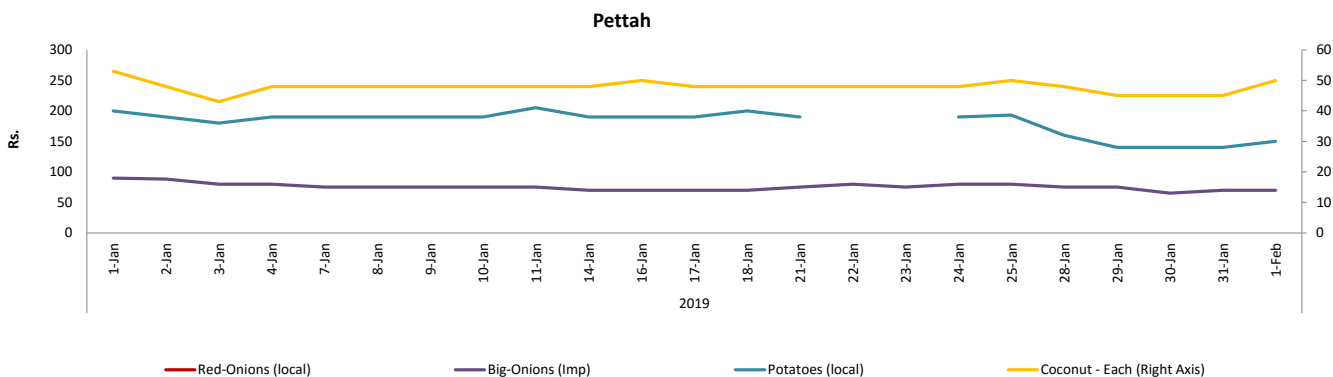
Wholesale and Retail Prices of Selected Food Commodities - 2019-02-01

Other

Item	Unit	Wholesale						Retail					
		Pettah			Dambulla			Pettah			Dambulla		
		Previous Week	Yesterday	Today	Previous Week	Yesterday	Today	Previous Week	Yesterday	Today	Previous Week	Yesterday	Today
Red-Onions (local)	Rs./Kg	n.a.	n.a.	125.00	94.00	125.00	118.00	n.a.	n.a.	180.00	104.00	130.00	125.00
Red-Onions (Imp)	Rs./Kg	136.00	130.00	140.00	148.00	138.00	128.00	166.00	160.00	170.00	158.00	148.00	138.00
Big-Onions (local)	Rs./Kg	n.a.	n.a.	n.a.	n.a.	n.a.	n.a.	n.a.	n.a.	n.a.	n.a.	n.a.	n.a.
Big-Onions (Imp)	Rs./Kg	58.00	51.00	51.00	60.00	52.00	53.00	78.00	70.00	70.00	70.00	62.00	63.00
Potatoes (local)	Rs./Kg	148.00	120.00	132.00	143.00	n.a.	118.00	191.00	140.00	150.00	153.00	n.a.	128.00
Potatoes (Imp)	Rs./Kg	56.00	55.00	51.00				76.00	80.00	70.00			
Dried Chillies (Imp)	Rs./Kg	276.00	280.00	283.00	269.00	273.00	263.00	323.00	330.00	320.00	279.00	283.00	273.00
Coconut	Rs./Nut	40.00	40.00	39.00	34.00	38.00	34.00	48.00	45.00	50.00	39.00	47.00	39.00
Coconut oil	Rs./Ltr	334.00	340.00	340.00				360.00	360.00	360.00			
Dhal	Rs./Kg	116.00	118.00	118.00				129.00	128.00	128.00			
Sugar	Rs./Kg	96.00	96.00	117.00				100.00	100.00	100.00			
Eggs	Rs./Each	18.60	18.50	18.50				19.55	19.50	19.50			
Katta	Rs./Kg	880.00	880.00	880.00				950.00	950.00	950.00			
Sprats	Rs./Kg	500.00	500.00	500.00				550.00	550.00	550.00			

Price increased by more than 5% compared to previous week average price.
 Price decreased by more than 5% compared to previous week average price.

Retail: Daily Prices



* Prices of food commodities may vary due to quality and markets among other factors.