

# Daily Price Report

## A Summary of Price<sup>1</sup> Developments - 30 January 2019



### Vegetables

- Prices of most varieties of vegetables **decreased** in **Dambulla** market while prices **increased** in **Pettah** market.
- Price of **Carrots increased** in both **Pettah** and **Dambulla** markets due to **low supply**.



### Fruits

- Price of **Papaws continued** to **increase** due to **low supply** from **Vavuniya** area.



### Other

- **Retail** price of **Imported Big Onions decreased significantly** in **Pettah** market reportedly due to **low demand**.
- Price of **Local Potatoes decreased** in **Pettah** market due to **favourable supply** from **Welimada** area.

<sup>1</sup> Price developments are analysed compared to average prices of the previous week.



**Wholesale and Retail Prices of Selected Food Commodities - 2019-01-30**

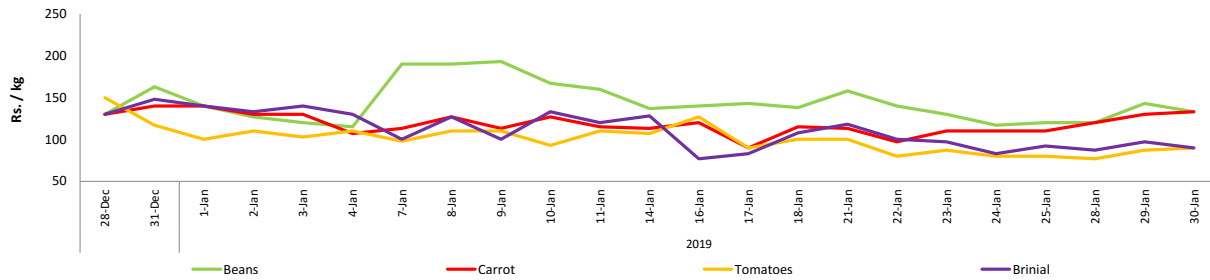
**Vegetables**

| Item        | Unit   | Wholesale     |           |        |               |           |        | Retail        |           |        |               |           |        |
|-------------|--------|---------------|-----------|--------|---------------|-----------|--------|---------------|-----------|--------|---------------|-----------|--------|
|             |        | Pettah        |           |        | Dambulla      |           |        | Pettah        |           |        | Dambulla      |           |        |
|             |        | Previous Week | Yesterday | Today  | Previous Week | Yesterday | Today  | Previous Week | Yesterday | Today  | Previous Week | Yesterday | Today  |
| Beans       | Rs./Kg | 103.00        | 105.00    | 100.00 | 112.00        | 68.00     | 75.00  | 133.00        | 143.00    | 133.00 | 132.00        | 88.00     | 95.00  |
| Carrot      | Rs./Kg | 80.00         | 97.00     | 100.00 | 80.00         | 83.00     | 105.00 | 108.00        | 130.00    | 133.00 | 100.00        | 103.00    | 125.00 |
| Cabbage     | Rs./Kg | 42.00         | 40.00     | 50.00  | 45.00         | 23.00     | 28.00  | 64.00         | 67.00     | 80.00  | 64.00         | 43.00     | 48.00  |
| Tomatoes    | Rs./Kg | 56.00         | 57.00     | 57.00  | 50.00         | 53.00     | 43.00  | 85.00         | 87.00     | 90.00  | 70.00         | 73.00     | 63.00  |
| Brinjal     | Rs./Kg | 64.00         | 67.00     | 63.00  | 85.00         | 65.00     | 58.00  | 98.00         | 97.00     | 90.00  | 105.00        | 85.00     | 78.00  |
| Pumpkin     | Rs./Kg | 25.00         | 30.00     | 30.00  | 16.00         | 11.00     | 13.00  | 48.00         | 53.00     | 53.00  | 36.00         | 31.00     | 33.00  |
| Snake gourd | Rs./Kg | 46.00         | 40.00     | 53.00  | 42.00         | 43.00     | 43.00  | 73.00         | 67.00     | 83.00  | 62.00         | 63.00     | 63.00  |

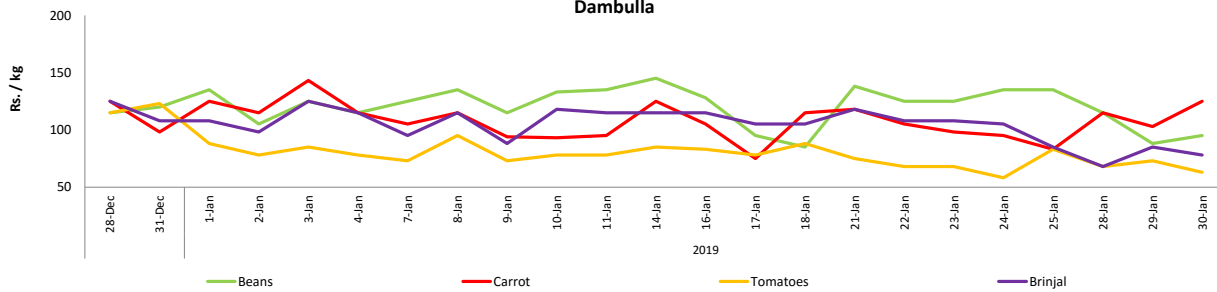
Price increased by more than 5% compared to previous week average price.  
 Price decreased by more than 5% compared to previous week average price.

**Retail: Daily Prices**

**Pettah**



**Dambulla**



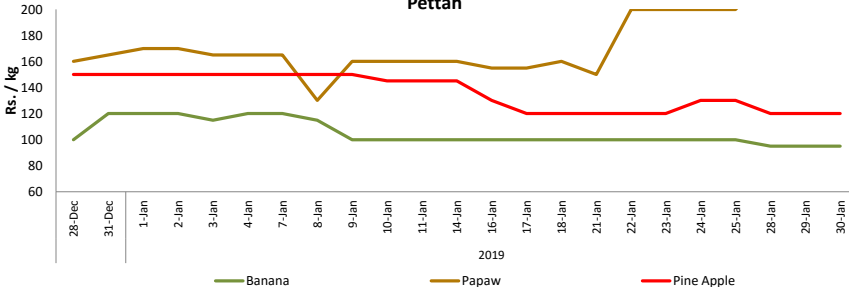
**Fruits**

| Item          | Unit     | Wholesale     |           |        | Retail        |           |        |
|---------------|----------|---------------|-----------|--------|---------------|-----------|--------|
|               |          | Pettah        |           |        | Pettah        |           |        |
|               |          | Previous Week | Yesterday | Today  | Previous Week | Yesterday | Today  |
| Banana (Sour) | Rs./Kg   | 60.00         | 60.00     | 55.00  | 100.00        | 95.00     | 95.00  |
| Papaw         | Rs./Kg   | 164.00        | 190.00    | 200.00 | 190.00        | 240.00    | 240.00 |
| Pineapple     | Rs./Kg   | 98.00         | 80.00     | 80.00  | 124.00        | 120.00    | 120.00 |
| Apple (Imp)   | Rs./Each |               |           |        | 38.00         | 35.00     | 35.00  |
| Orange (Imp)  | Rs./Each |               |           |        | 38.00         | 35.00     | 35.00  |

Price increased by more than 5% compared to previous week average price.  
 Price decreased by more than 5% compared to previous week average price.

**Retail: Daily Prices**

**Pettah**



**Wholesale and Retail Prices of Selected Food Commodities - 2019-01-30**

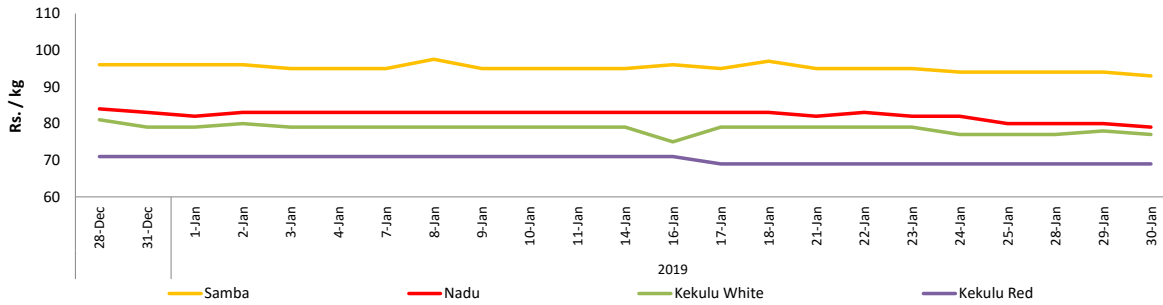
**Rice**

| Item         | Unit   | Wholesale     |           |       |               |           |        | Retail        |           |        |
|--------------|--------|---------------|-----------|-------|---------------|-----------|--------|---------------|-----------|--------|
|              |        | Maradaghamula |           |       | Pettah        |           |        | Pettah        |           |        |
|              |        | Previous Week | Yesterday | Today | Previous Week | Yesterday | Today  | Previous Week | Yesterday | Today  |
| Samba        | Rs./Kg | 95.00         | 94.00     | 93.00 | 102.00        | 102.00    | 102.00 | 109.00        | 110.00    | 110.00 |
| Nadu         | Rs./Kg | 82.00         | 80.00     | 79.00 | 82.00         | 80.00     | 80.00  | 90.00         | 90.00     | 90.00  |
| Kekulu White | Rs./Kg | 78.00         | 78.00     | 77.00 | 80.00         | 82.00     | 82.00  | 88.00         | 90.00     | 90.00  |
| Kekulu Red   | Rs./Kg | 69.00         | 69.00     | 69.00 | 72.00         | 72.00     | 72.00  | 80.00         | 80.00     | 80.00  |

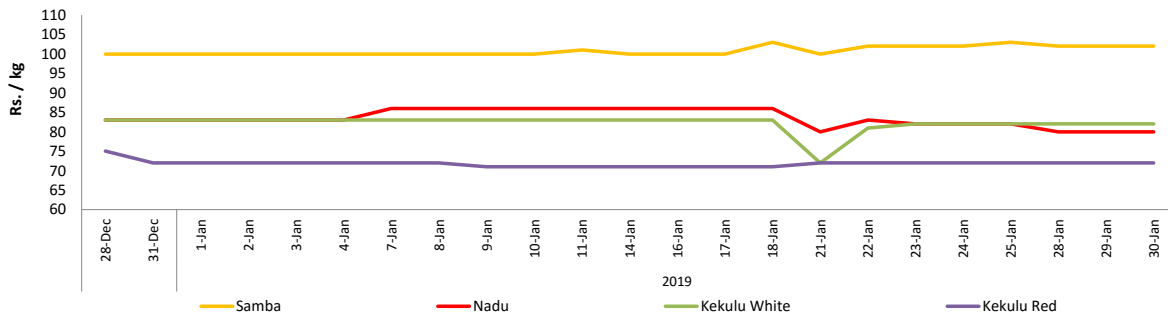
- Price increased by more than 5% compared to previous week average price.
- Price decreased by more than 5% compared to previous week average price.

**Wholesale: Daily Prices**

**Marandaghamula**

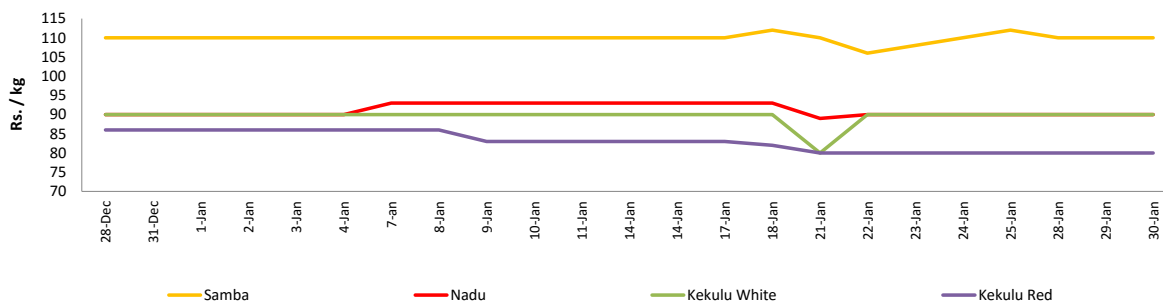


**Pettah**



**Retail: Daily Prices**

**Pettah**



## Wholesale and Retail Prices of Selected Food Commodities - 2019-01-30

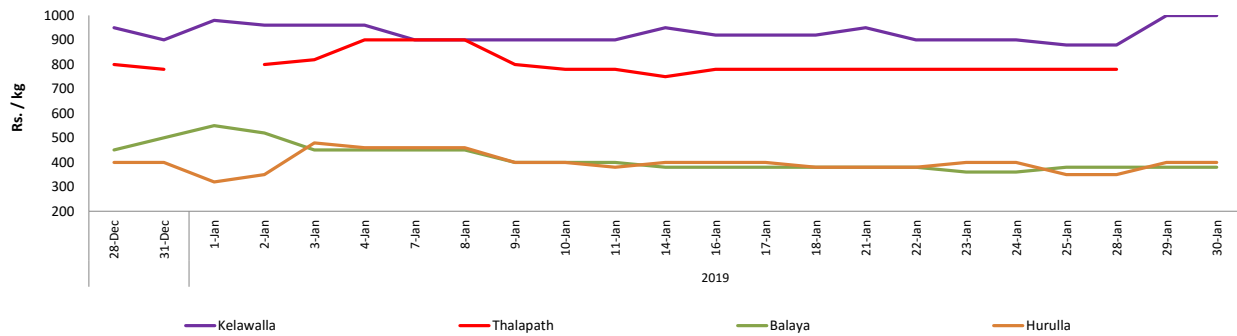
### Fish

| Item      | Unit   | Wholesale     |           |        |               |           |        | Retail        |           |         |               |           |        |
|-----------|--------|---------------|-----------|--------|---------------|-----------|--------|---------------|-----------|---------|---------------|-----------|--------|
|           |        | Peliyagoda    |           |        | Negombo       |           |        | Peliyagoda    |           |         | Negombo       |           |        |
|           |        | Previous Week | Yesterday | Today  | Previous Week | Yesterday | Today  | Previous Week | Yesterday | Today   | Previous Week | Yesterday | Today  |
| Kelawalla | Rs./Kg | 582.00        | 650.00    | 650.00 | 630.00        | 680.00    | 680.00 | 906.00        | 1000.00   | 1000.00 | 886.00        | 950.00    | 950.00 |
| Thalapath | Rs./Kg | 630.00        | n.a.      | n.a.   | 730.00        | 740.00    | 700.00 | 780.00        | n.a.      | n.a.    | 950.00        | 940.00    | 930.00 |
| Balaya    | Rs./Kg | 272.00        | 280.00    | 280.00 | 310.00        | 320.00    | 320.00 | 372.00        | 380.00    | 380.00  | 506.00        | 550.00    | 550.00 |
| Paraw     | Rs./Kg | 603.00        | 600.00    | 600.00 | 560.00        | 550.00    | 550.00 | 955.00        | 900.00    | 900.00  | 750.00        | 750.00    | 750.00 |
| Salaya    | Rs./Kg | 122.00        | 120.00    | 120.00 | 164.00        | 160.00    | 150.00 | 152.00        | 150.00    | 150.00  | 224.00        | 250.00    | 220.00 |
| Hurulla   | Rs./Kg | 282.00        | 300.00    | 300.00 | 292.00        | 280.00    | 250.00 | 382.00        | 400.00    | 400.00  | 378.00        | 400.00    | 400.00 |

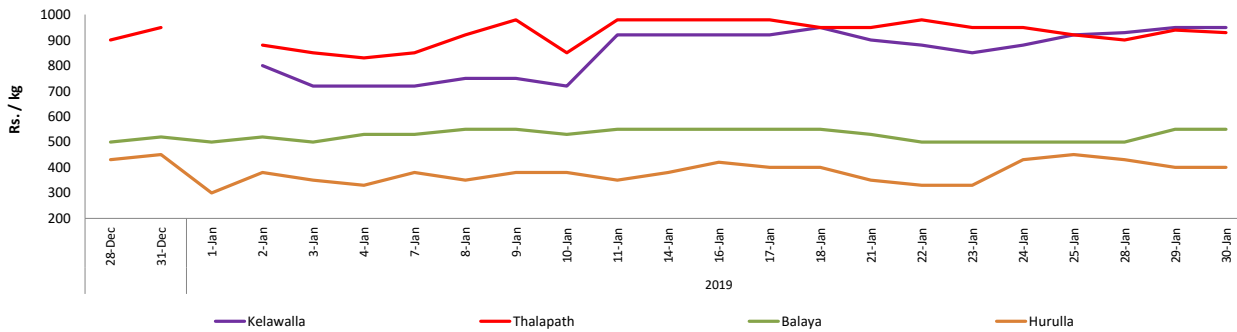
- Price increased by more than 5% compared to previous week average price.
- Price decreased by more than 5% compared to previous week average price.

### Retail: Daily Prices

#### Peliyagoda



#### Negombo



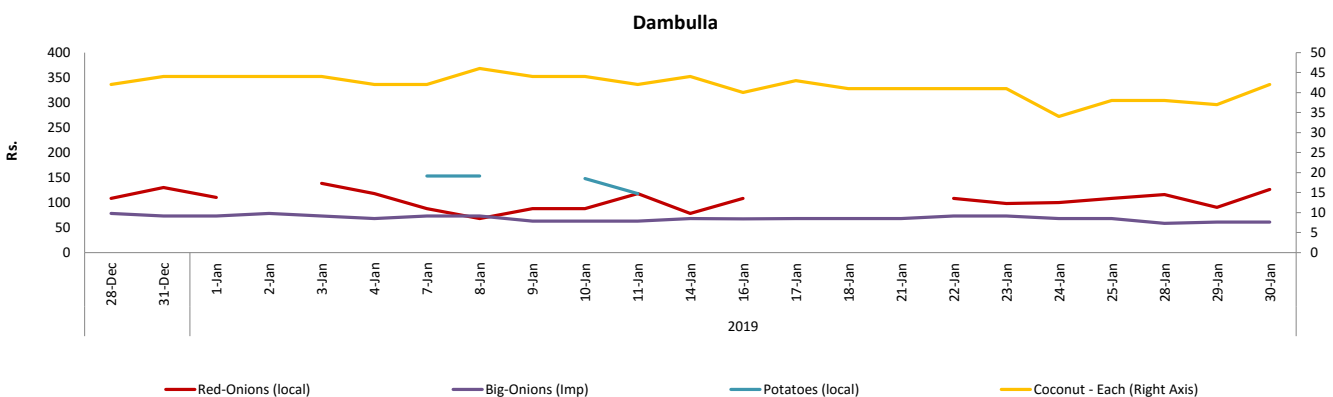
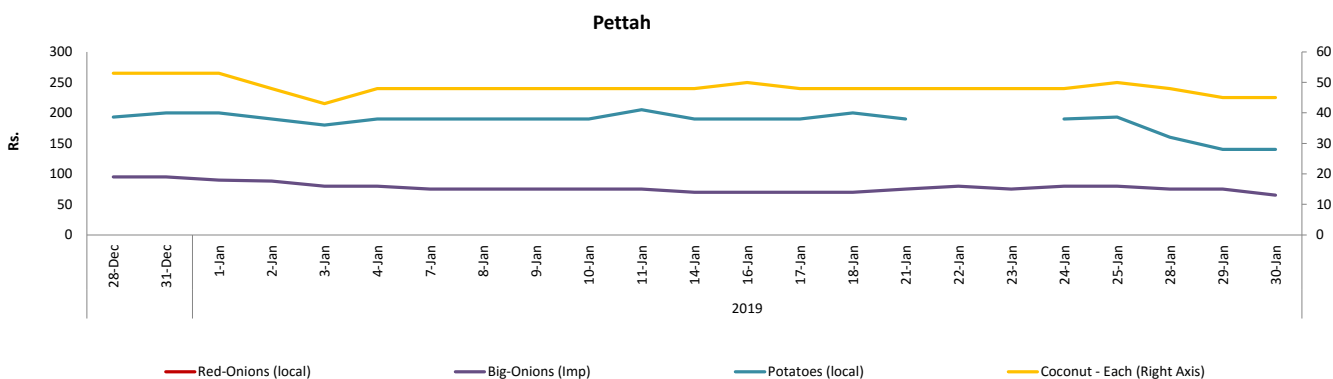
Wholesale and Retail Prices of Selected Food Commodities - 2019-01-30

Other

| Item                 | Unit     | Wholesale     |           |        |               |           |        | Retail        |           |        |               |           |        |
|----------------------|----------|---------------|-----------|--------|---------------|-----------|--------|---------------|-----------|--------|---------------|-----------|--------|
|                      |          | Pettah        |           |        | Dambulla      |           |        | Pettah        |           |        | Dambulla      |           |        |
|                      |          | Previous Week | Yesterday | Today  | Previous Week | Yesterday | Today  | Previous Week | Yesterday | Today  | Previous Week | Yesterday | Today  |
| Red-Onions (local)   | Rs./Kg   | n.a.          | n.a.      | n.a.   | 94.00         | 80.00     | 115.00 | n.a.          | n.a.      | n.a.   | 104.00        | 90.00     | 126.00 |
| Red-Onions (Imp)     | Rs./Kg   | 136.00        | 130.00    | 130.00 | 148.00        | 128.00    | 138.00 | 166.00        | 160.00    | 160.00 | 158.00        | 138.00    | 148.00 |
| Big-Onions (local)   | Rs./Kg   | n.a.          | n.a.      | n.a.   | n.a.          | n.a.      | n.a.   | n.a.          | n.a.      | n.a.   | n.a.          | n.a.      | n.a.   |
| Big-Onions (Imp)     | Rs./Kg   | 58.00         | 54.00     | 54.00  | 60.00         | 51.00     | 51.00  | 78.00         | 75.00     | 65.00  | 70.00         | 61.00     | 61.00  |
| Potatoes (local)     | Rs./Kg   | 148.00        | 120.00    | 120.00 | 143.00        | n.a.      | n.a.   | 191.00        | 140.00    | 140.00 | 153.00        | n.a.      | n.a.   |
| Potatoes (Imp)       | Rs./Kg   | 56.00         | 55.00     | 55.00  |               |           |        | 76.00         | 80.00     | 80.00  |               |           |        |
| Dried Chillies (Imp) | Rs./Kg   | 276.00        | 280.00    | 280.00 | 269.00        | 273.00    | 263.00 | 323.00        | 330.00    | 330.00 | 279.00        | 283.00    | 273.00 |
| Coconut              | Rs./Nut  | 40.00         | 40.00     | 40.00  | 34.00         | 31.00     | 37.00  | 48.00         | 45.00     | 45.00  | 39.00         | 37.00     | 42.00  |
| Coconut oil          | Rs./Ltr  | 334.00        | 340.00    | 340.00 |               |           |        | 360.00        | 360.00    | 360.00 |               |           |        |
| Dhal                 | Rs./Kg   | 116.00        | 118.00    | 118.00 |               |           |        | 129.00        | 128.00    | 128.00 |               |           |        |
| Sugar                | Rs./Kg   | 96.00         | 96.00     | 96.00  |               |           |        | 100.00        | 100.00    | 100.00 |               |           |        |
| Eggs                 | Rs./Each | 18.60         | 18.50     | 18.50  |               |           |        | 19.55         | 19.50     | 19.50  |               |           |        |
| Katta                | Rs./Kg   | 880.00        | 880.00    | 880.00 |               |           |        | 950.00        | 950.00    | 950.00 |               |           |        |
| Sprats               | Rs./Kg   | 500.00        | 500.00    | 500.00 |               |           |        | 550.00        | 550.00    | 550.00 |               |           |        |

Price increased by more than 5% compared to previous week average price.  
 Price decreased by more than 5% compared to previous week average price.

Retail: Daily Prices



\* Prices of food commodities may vary due to quality and markets among other factors.