

# Daily Price Report

A Summary of Price<sup>1</sup> Developments - 28 January 2019



## Vegetables

- Prices of most varieties of **vegetables decreased** in both **Pettah** and **Dambulla** markets.
- Price of **Carrots increased** in **both** markets due to **low supply** from **Nuwara Eliya** area.



## Fruits

- Price of **Papaws continued to increase** due to **low supply** from **Vavuniya** area.



## Rice

- Price of **Rice continued the declining trend in Maradaghamula market** as **new stocks** are being received from **Kurunegala** area.



## Other

- Price of **Local Potatoes decreased** in **both Pettah** and **Dambulla** markets due to **favourable supply** from **Nuwara Eliya** and **Welimada** areas.

<sup>1</sup> Price developments are analysed compared to average prices of the previous week.



**Wholesale and Retail Prices of Selected Food Commodities - 2019-01-28**

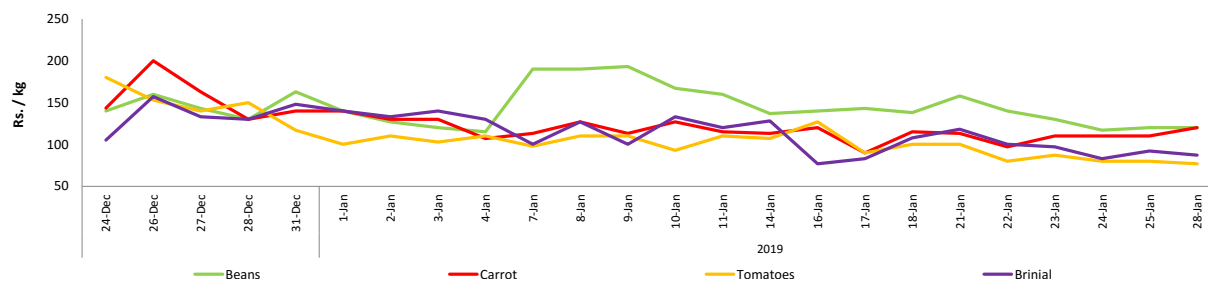
**Vegetables**

| Item        | Unit   | Wholesale     |            |       |               |            |       | Retail        |            |        |               |            |        |
|-------------|--------|---------------|------------|-------|---------------|------------|-------|---------------|------------|--------|---------------|------------|--------|
|             |        | Pettah        |            |       | Dambulla      |            |       | Pettah        |            |        | Dambulla      |            |        |
|             |        | Previous Week | 2019.01.25 | Today | Previous Week | 2019.01.25 | Today | Previous Week | 2019.01.25 | Today  | Previous Week | 2019.01.25 | Today  |
| Beans       | Rs./Kg | 103.00        | 87.00      | 90.00 | 112.00        | 115.00     | 95.00 | 133.00        | 120.00     | 120.00 | 132.00        | 135.00     | 115.00 |
| Carrot      | Rs./Kg | 80.00         | 74.00      | 87.00 | 80.00         | 63.00      | 95.00 | 108.00        | 110.00     | 120.00 | 100.00        | 83.00      | 115.00 |
| Cabbage     | Rs./Kg | 42.00         | 44.00      | 35.00 | 45.00         | 53.00      | 28.00 | 64.00         | 70.00      | 60.00  | 64.00         | 73.00      | 48.00  |
| Tomatoes    | Rs./Kg | 56.00         | 46.00      | 43.00 | 50.00         | 63.00      | 48.00 | 85.00         | 80.00      | 77.00  | 70.00         | 83.00      | 68.00  |
| Brinjal     | Rs./Kg | 64.00         | 50.00      | 60.00 | 85.00         | 65.00      | 48.00 | 98.00         | 92.00      | 87.00  | 105.00        | 85.00      | 68.00  |
| Pumpkin     | Rs./Kg | 25.00         | 26.00      | 27.00 | 16.00         | 11.00      | 13.00 | 48.00         | 50.00      | 53.00  | 36.00         | 31.00      | 33.00  |
| Snake gourd | Rs./Kg | 46.00         | 44.00      | 33.00 | 42.00         | 48.00      | 43.00 | 73.00         | 72.00      | 57.00  | 62.00         | 68.00      | 63.00  |

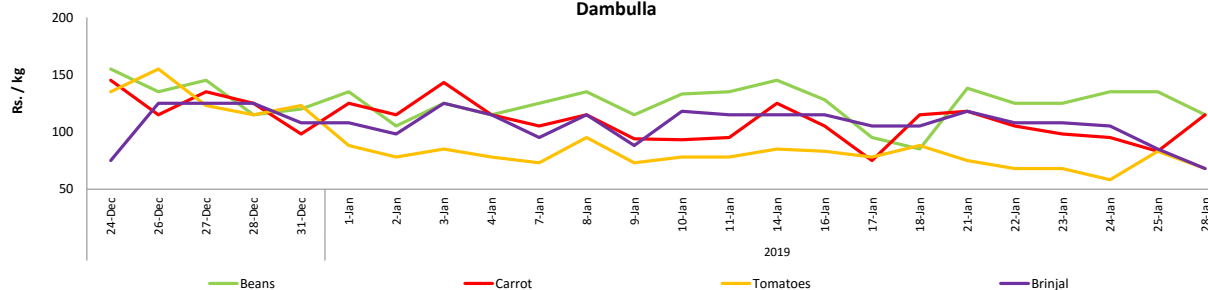
- Price increased by more than 5% compared to previous week average price.
- Price decreased by more than 5% compared to previous week average price.

**Retail: Daily Prices**

**Pettah**



**Dambulla**



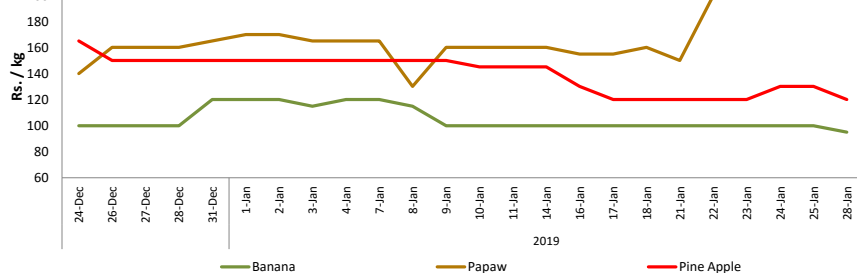
**Fruits**

| Item          | Unit     | Wholesale     |           |        | Retail        |           |        |
|---------------|----------|---------------|-----------|--------|---------------|-----------|--------|
|               |          | Pettah        |           |        | Pettah        |           |        |
|               |          | Previous Week | Yesterday | Today  | Previous Week | Yesterday | Today  |
| Banana (Sour) | Rs./Kg   | 60.00         | 60.00     | 55.00  | 100.00        | 100.00    | 95.00  |
| Papaw         | Rs./Kg   | 164.00        | 160.00    | 190.00 | 190.00        | 200.00    | 230.00 |
| Pineapple     | Rs./Kg   | 98.00         | 100.00    | 90.00  | 124.00        | 130.00    | 120.00 |
| Apple (Imp)   | Rs./Each |               |           |        | 38.00         | 35.00     | 35.00  |
| Orange (Imp)  | Rs./Each |               |           |        | 38.00         | 35.00     | 35.00  |

- Price increased by more than 5% compared to previous week average price.
- Price decreased by more than 5% compared to previous week average price.

**Retail: Daily Prices**

**Pettah**



## Wholesale and Retail Prices of Selected Food Commodities - 2019-01-28

### Rice

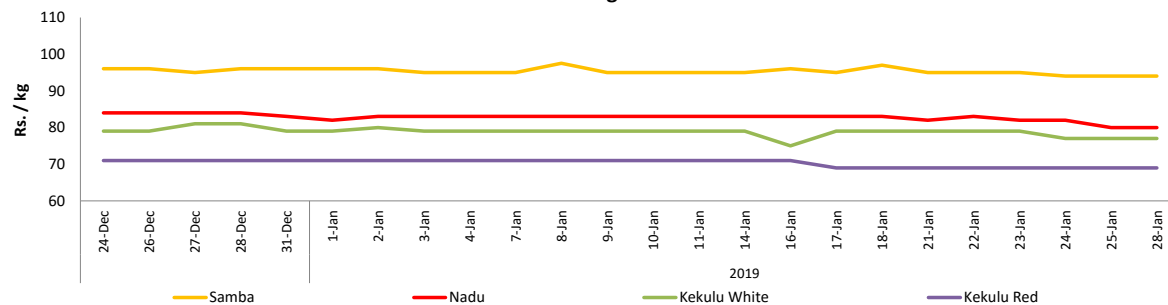
| Item         | Unit   | Wholesale     |            |       |               |            |        | Retail        |            |        |
|--------------|--------|---------------|------------|-------|---------------|------------|--------|---------------|------------|--------|
|              |        | Maradaghamula |            |       | Pettah        |            |        | Pettah        |            |        |
|              |        | Previous Week | 2019.01.25 | Today | Previous Week | 2019.01.25 | Today  | Previous Week | 2019.01.25 | Today  |
| Samba        | Rs./Kg | 95.00         | 94.00      | 94.00 | 102.00        | 103.00     | 102.00 | 109.00        | 112.00     | 110.00 |
| Nadu         | Rs./Kg | 82.00         | 80.00      | 80.00 | 82.00         | 82.00      | 80.00  | 90.00         | 90.00      | 90.00  |
| Kekulu White | Rs./Kg | 78.00         | 77.00      | 77.00 | 80.00         | 82.00      | 82.00  | 88.00         | 90.00      | 90.00  |
| Kekulu Red   | Rs./Kg | 69.00         | 69.00      | 69.00 | 72.00         | 72.00      | 72.00  | 80.00         | 80.00      | 80.00  |

Price increased by more than 5% compared to previous week average price.

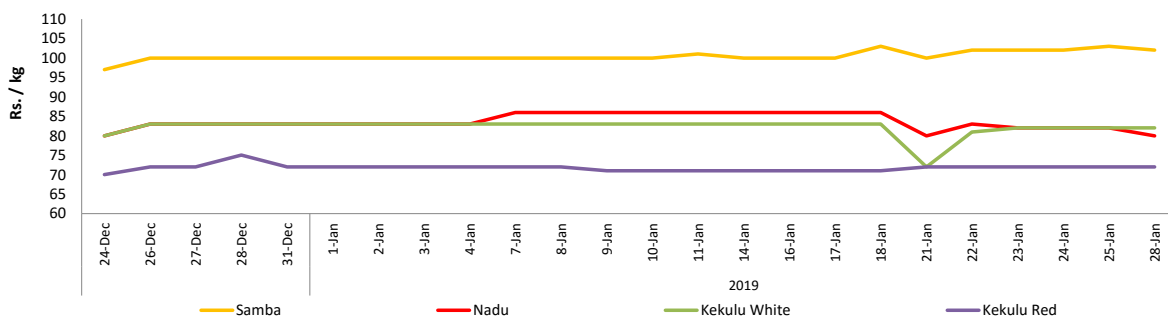
Price decreased by more than 5% compared to previous week average price.

### Wholesale: Daily Prices

#### Marandaghamula

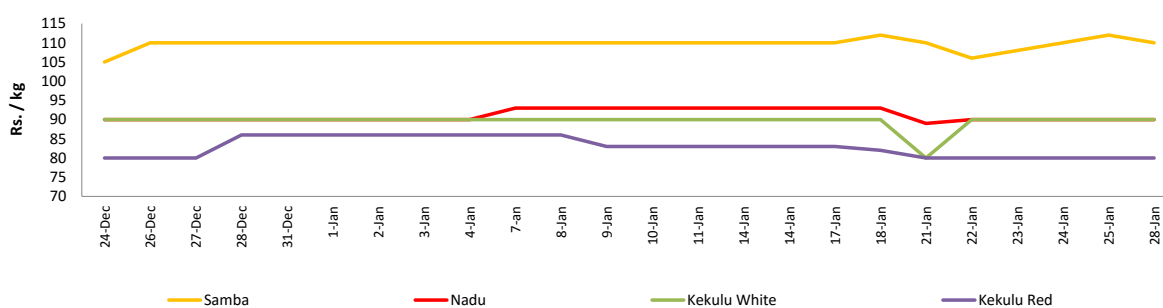


#### Pettah



### Retail: Daily Prices

#### Pettah



## Wholesale and Retail Prices of Selected Food Commodities - 2019-01-28

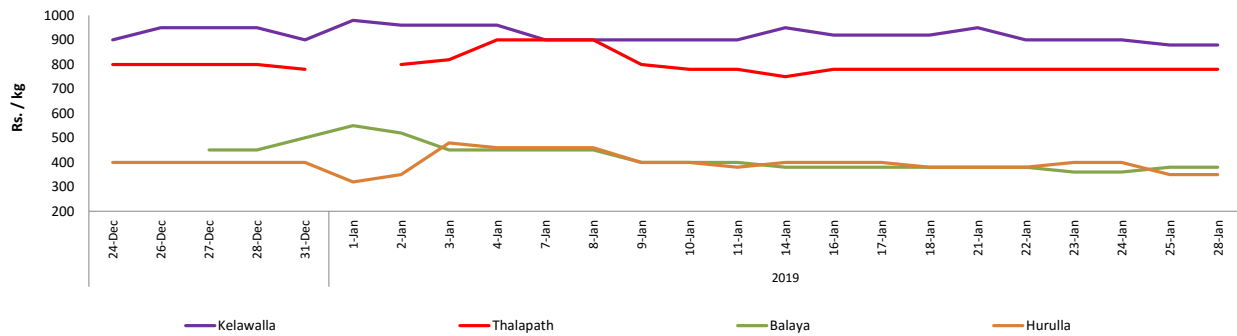
### Fish

| Item      | Unit   | Wholesale     |            |        |               |            |        | Retail        |            |        |               |            |        |
|-----------|--------|---------------|------------|--------|---------------|------------|--------|---------------|------------|--------|---------------|------------|--------|
|           |        | Peliyagoda    |            |        | Negombo       |            |        | Peliyagoda    |            |        | Negombo       |            |        |
|           |        | Previous Week | 2019.01.25 | Today  | Previous Week | 2019.01.25 | Today  | Previous Week | 2019.01.25 | Today  | Previous Week | 2019.01.25 | Today  |
| Kelawalla | Rs./Kg | 582.00        | 570.00     | 570.00 | 630.00        | 650.00     | 630.00 | 906.00        | 880.00     | 880.00 | 886.00        | 920.00     | 930.00 |
| Thalapath | Rs./Kg | 630.00        | 630.00     | 630.00 | 730.00        | 720.00     | 700.00 | 780.00        | 780.00     | 780.00 | 950.00        | 920.00     | 900.00 |
| Balaya    | Rs./Kg | 272.00        | 280.00     | 280.00 | 310.00        | 300.00     | 300.00 | 372.00        | 380.00     | 380.00 | 506.00        | 500.00     | 500.00 |
| Paraw     | Rs./Kg | 603.00        | 600.00     | 600.00 | 560.00        | n.a.       | 580.00 | 955.00        | 950.00     | 950.00 | 750.00        | n.a.       | 760.00 |
| Salaya    | Rs./Kg | 122.00        | 120.00     | 120.00 | 164.00        | 200.00     | 180.00 | 152.00        | 150.00     | 150.00 | 224.00        | 250.00     | 260.00 |
| Hurulla   | Rs./Kg | 282.00        | 250.00     | 250.00 | 292.00        | 350.00     | 330.00 | 382.00        | 350.00     | 350.00 | 378.00        | 450.00     | 430.00 |

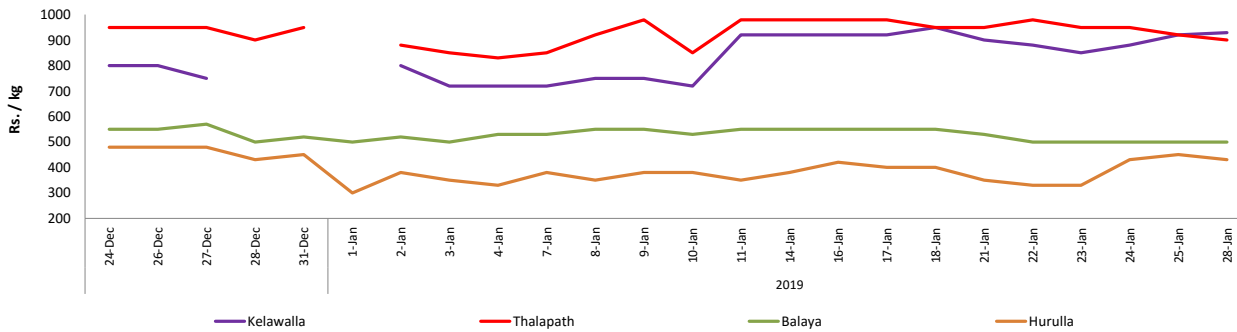
- Price increased by more than 5% compared to previous week average price.
- Price decreased by more than 5% compared to previous week average price.

### Retail: Daily Prices

#### Peliyagoda



#### Negombo



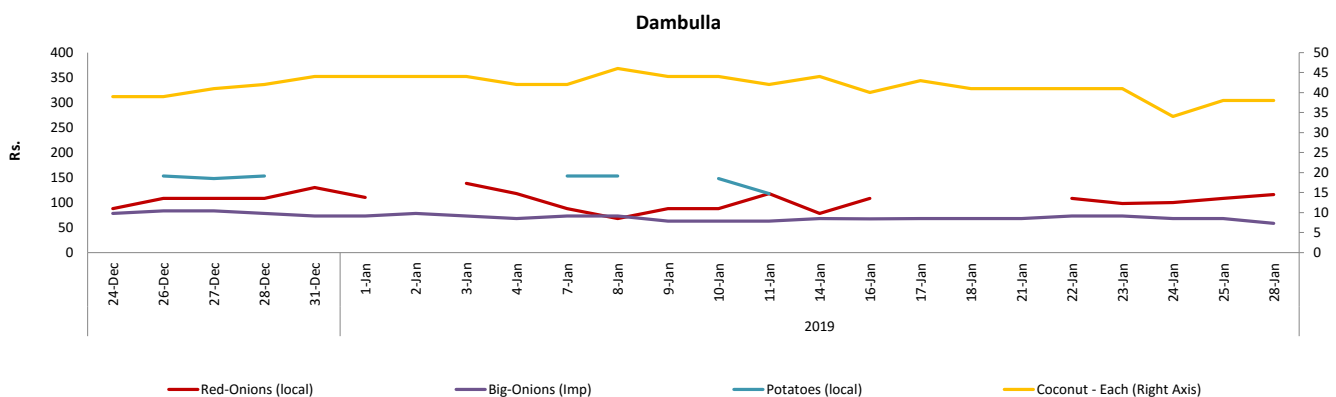
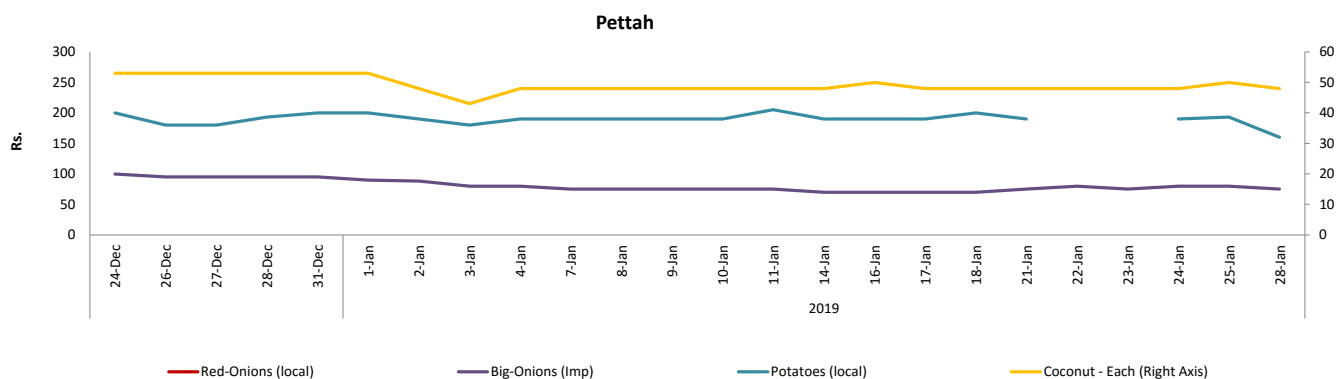
Wholesale and Retail Prices of Selected Food Commodities - 2019-01-28

Other

| Item                 | Unit     | Wholesale     |            |        |               |            |        | Retail        |            |        |               |            |        |
|----------------------|----------|---------------|------------|--------|---------------|------------|--------|---------------|------------|--------|---------------|------------|--------|
|                      |          | Pettah        |            |        | Dambulla      |            |        | Pettah        |            |        | Dambulla      |            |        |
|                      |          | Previous Week | 2019.01.25 | Today  | Previous Week | 2019.01.25 | Today  | Previous Week | 2019.01.25 | Today  | Previous Week | 2019.01.25 | Today  |
| Red-Onions (local)   | Rs./Kg   | n.a.          | n.a.       | n.a.   | 96.00         | 98.00      | 105.00 | n.a.          | n.a.       | n.a.   | 106.00        | 108.00     | 116.00 |
| Red-Onions (Imp)     | Rs./Kg   | 136.00        | 130.00     | 140.00 | 148.00        | 128.00     | 138.00 | 166.00        | 160.00     | 170.00 | 158.00        | 138.00     | 148.00 |
| Big-Onions (local)   | Rs./Kg   | n.a.          | n.a.       | n.a.   | n.a.          | n.a.       | n.a.   | n.a.          | n.a.       | n.a.   | n.a.          | n.a.       | n.a.   |
| Big-Onions (Imp)     | Rs./Kg   | 58.00         | 56.00      | 53.00  | 60.00         | 58.00      | 48.00  | 78.00         | 80.00      | 75.00  | 70.00         | 68.00      | 58.00  |
| Potatoes (local)     | Rs./Kg   | 148.00        | 145.00     | 120.00 | 143.00        | n.a.       | 125.00 | 191.00        | 193.00     | 160.00 | 153.00        | n.a.       | 138.00 |
| Potatoes (Imp)       | Rs./Kg   | 56.00         | 57.00      | 55.00  |               |            |        | 76.00         | 80.00      | 80.00  |               |            |        |
| Dried Chillies (Imp) | Rs./Kg   | 276.00        | 278.00     | 280.00 | 269.00        | 263.00     | 263.00 | 323.00        | 325.00     | 330.00 | 279.00        | 273.00     | 273.00 |
| Coconut              | Rs./Nut  | 40.00         | 39.00      | 40.00  | 34.00         | 33.00      | 33.00  | 48.00         | 50.00      | 48.00  | 39.00         | 38.00      | 38.00  |
| Coconut oil          | Rs./Ltr  | 334.00        | 340.00     | 340.00 |               |            |        | 360.00        | 360.00     | 360.00 |               |            |        |
| Dhal                 | Rs./Kg   | 116.00        | 117.00     | 118.00 |               |            |        | 129.00        | 128.00     | 128.00 |               |            |        |
| Sugar                | Rs./Kg   | 96.00         | 95.00      | 95.00  |               |            |        | 100.00        | 100.00     | 100.00 |               |            |        |
| Eggs                 | Rs./Each | 18.60         | 18.50      | 18.50  |               |            |        | 19.55         | 19.25      | 20.00  |               |            |        |
| Katta                | Rs./Kg   | 880.00        | 880.00     | 880.00 |               |            |        | 950.00        | 950.00     | 950.00 |               |            |        |
| Sprats               | Rs./Kg   | 500.00        | 500.00     | 500.00 |               |            |        | 550.00        | 550.00     | 550.00 |               |            |        |

Price increased by more than 5% compared to previous week average price.  
 Price decreased by more than 5% compared to previous week average price.

Retail: Daily Prices



\* Prices of food commodities may vary due to quality and markets among other factors.