

Daily Price Report

A Summary of Price¹ Developments - 24 January 2019



Vegetables

- Prices of most varieties of **vegetables decreased** in both **Pettah** and **Dambulla** markets due to **favourable supply** from **low country** and **up country** areas.



Fruits

- Price of **Papaws increased** due to **low supply** from **Vavuniya** area.
- Price of **Pineapples decreased** due to **favourable supply** from **Gampaha** area.



Rice

- **Rice prices decreased** in **Maradagahamula** market as **new stocks** are being received from **Kurunegala** area.



Fish

- Prices of most varieties of **fish increased** in **Negambo** market due to **low supply** from **North Western** Coastal area.



Other

- Price of **Imported Red Onions increased** in both markets due to **low supply** from **India**.
- Price of **Local Red Onions increased** in **Dambulla** market due to **low supply**.
- Price of **Coconuts decreased** in **Dambulla** market due to **favourable supply** from **Malsiripura** area.

¹ Price developments are analysed compared to average prices of the previous week.



Wholesale and Retail Prices of Selected Food Commodities - 2019-01-24

Vegetables

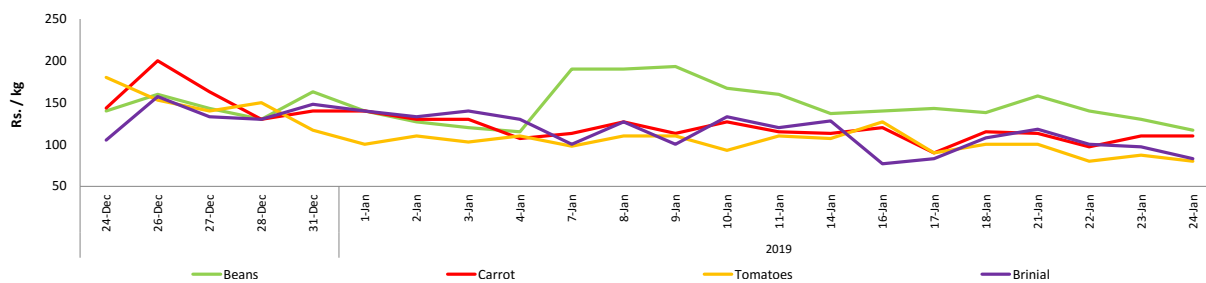
Item	Unit	Wholesale						Retail					
		Pettah			Dambulla			Pettah			Dambulla		
		Previous Week	Yesterday	Today	Previous Week	Yesterday	Today	Previous Week	Yesterday	Today	Previous Week	Yesterday	Today
Beans	Rs./Kg	144.00	110.00	80.00	110.00	105.00	115.00	180.00	130.00	117.00	129.00	125.00	135.00
Carrot	Rs./Kg	84.00	87.00	77.00	80.00	78.00	75.00	119.00	110.00	110.00	100.00	98.00	95.00
Cabbage	Rs./Kg	59.00	47.00	40.00	47.00	48.00	33.00	94.00	63.00	67.00	60.00	68.00	53.00
Tomatoes	Rs./Kg	77.00	63.00	50.00	59.00	48.00	38.00	104.00	87.00	80.00	79.00	68.00	58.00
Brinjal	Rs./Kg	81.00	70.00	53.00	85.00	88.00	85.00	116.00	97.00	83.00	106.00	108.00	105.00
Pumpkin	Rs./Kg	24.00	28.00	23.00	11.00	14.00	23.00	50.00	42.00	50.00	31.00	34.00	43.00
Snake gourd	Rs./Kg	56.00	47.00	40.00	54.00	38.00	45.00	81.00	63.00	78.00	75.00	58.00	65.00

Price increased by more than 5% compared to previous week average price.

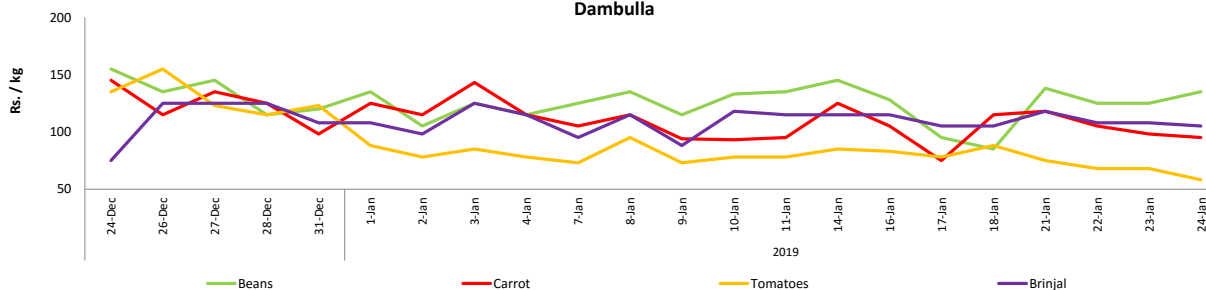
Price decreased by more than 5% compared to previous week average price.

Retail: Daily Prices

Pettah



Dambulla



Fruits

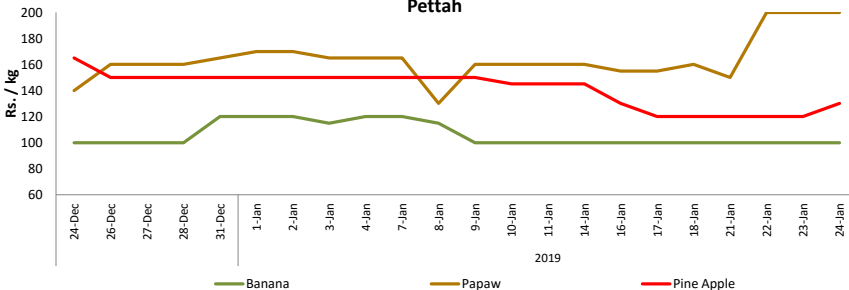
Item	Unit	Wholesale			Retail		
		Pettah			Pettah		
		Previous Week	Yesterday	Today	Previous Week	Yesterday	Today
Banana (Sour)	Rs./Kg	62.00	60.00	60.00	107.00	100.00	100.00
Papaw	Rs./Kg	131.00	180.00	180.00	155.00	200.00	200.00
Pineapple	Rs./Kg	115.00	100.00	100.00	148.00	120.00	130.00
Apple (Imp)	Rs./Each				35.00	40.00	35.00
Orange (Imp)	Rs./Each				36.00	40.00	35.00

Price increased by more than 5% compared to previous week average price.

Price decreased by more than 5% compared to previous week average price.

Retail: Daily Prices

Pettah



Wholesale and Retail Prices of Selected Food Commodities - 2019-01-24

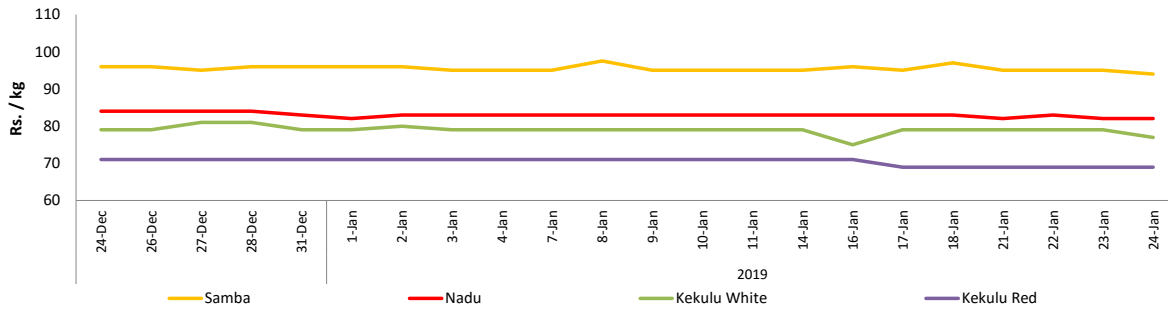
Rice

Item	Unit	Wholesale						Retail		
		Maradagahamula			Pettah			Pettah		
		Previous Week	Yesterday	Today	Previous Week	Yesterday	Today	Previous Week	Yesterday	Today
Samba	Rs./Kg	96.00	95.00	94.00	100.00	102.00	102.00	110.00	108.00	110.00
Nadu	Rs./Kg	83.00	82.00	82.00	86.00	82.00	82.00	93.00	90.00	90.00
Kekulu White	Rs./Kg	79.00	79.00	77.00	83.00	82.00	82.00	90.00	90.00	90.00
Kekulu Red	Rs./Kg	71.00	69.00	69.00	71.00	72.00	72.00	84.00	80.00	80.00

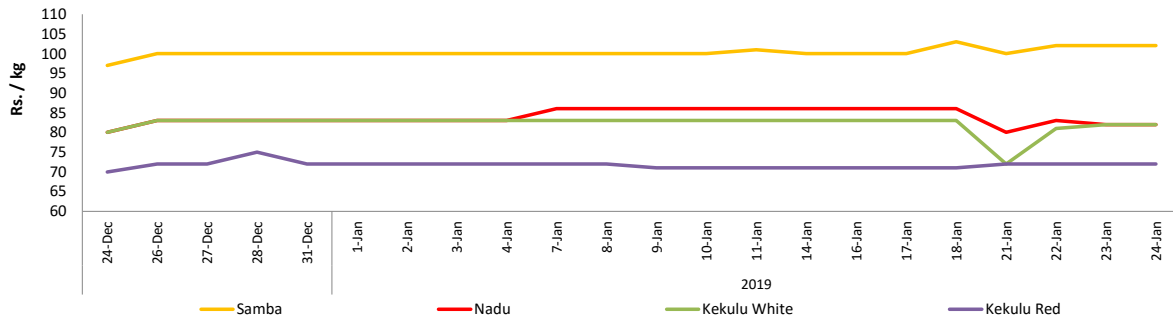
- Price increased by more than 5% compared to previous week average price.
- Price decreased by more than 5% compared to previous week average price.

Wholesale: Daily Prices

Marandagahamula

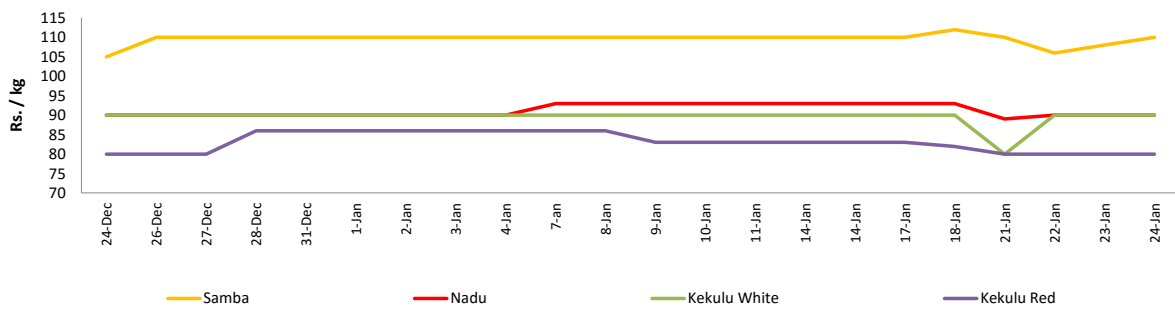


Pettah



Retail: Daily Prices

Pettah



Wholesale and Retail Prices of Selected Food Commodities - 2019-01-24

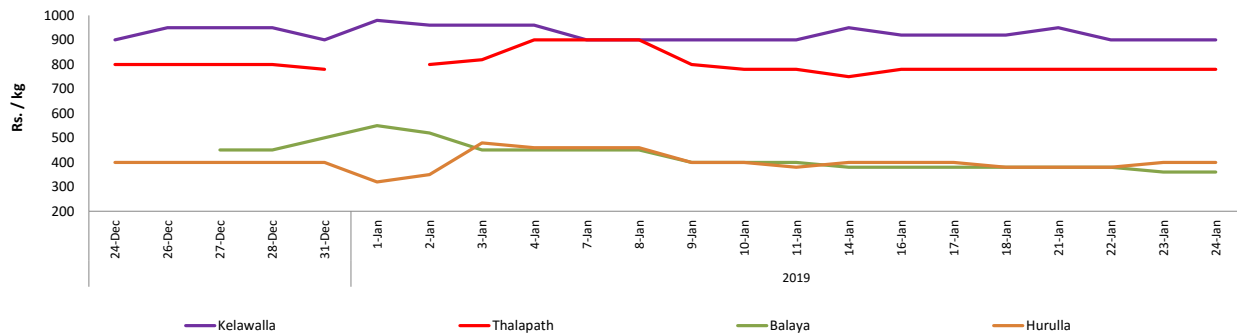
Fish

Item	Unit	Wholesale						Retail					
		Peliyagoda			Negombo			Peliyagoda			Negombo		
		Previous Week	Yesterday	Today	Previous Week	Yesterday	Today	Previous Week	Yesterday	Today	Previous Week	Yesterday	Today
Kelawalla	Rs./Kg	550.00	580.00	580.00	558.00	600.00	630.00	900.00	900.00	900.00	772.00	850.00	880.00
Thalapath	Rs./Kg	686.00	630.00	630.00	692.00	720.00	740.00	832.00	780.00	780.00	916.00	950.00	950.00
Balaya	Rs./Kg	320.00	260.00	260.00	342.00	300.00	320.00	420.00	360.00	360.00	542.00	500.00	500.00
Paraw	Rs./Kg	630.00	630.00	630.00	542.00	550.00	n.a.	800.00	960.00	960.00	842.00	750.00	n.a.
Salaya	Rs./Kg	130.00	130.00	120.00	148.00	140.00	180.00	156.00	160.00	150.00	222.00	200.00	240.00
Hurulla	Rs./Kg	320.00	300.00	300.00	290.00	250.00	330.00	420.00	400.00	400.00	368.00	330.00	430.00

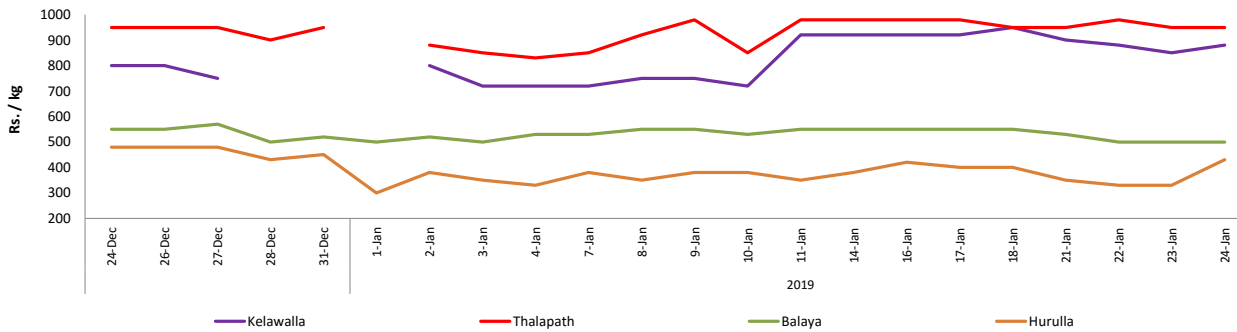
- Price increased by more than 5% compared to previous week average price.
- Price decreased by more than 5% compared to previous week average price.

Retail: Daily Prices

Peliyagoda



Negombo



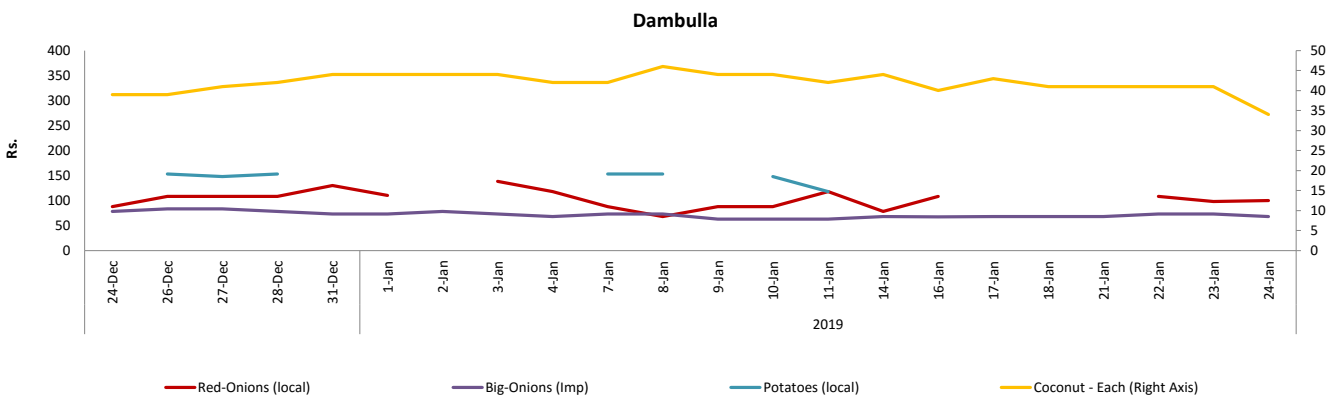
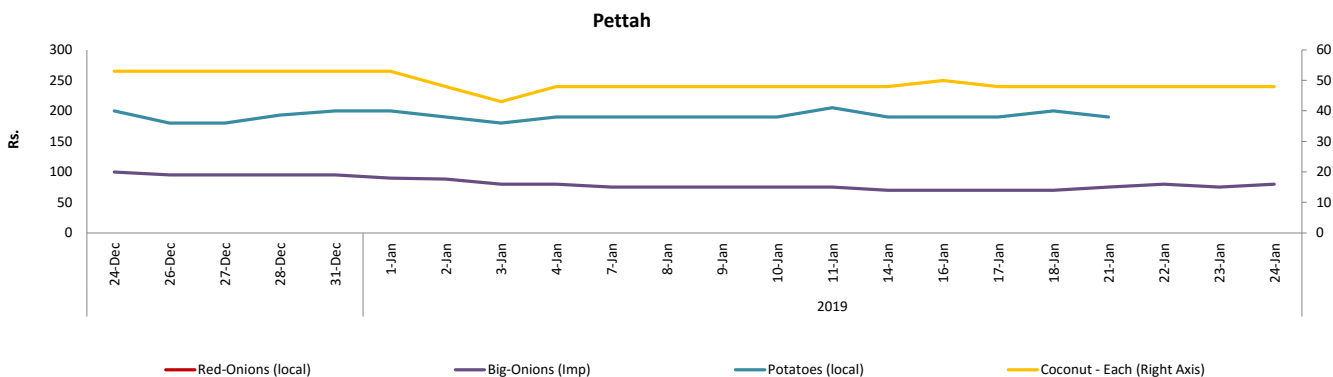
Wholesale and Retail Prices of Selected Food Commodities - 2019-01-24

Other

Item	Unit	Wholesale						Retail					
		Pettah			Dambulla			Pettah			Dambulla		
		Previous Week	Yesterday	Today	Previous Week	Yesterday	Today	Previous Week	Yesterday	Today	Previous Week	Yesterday	Today
Red-Onions (local)	Rs./Kg	115.00	n.a.	n.a.	75.00	88.00	90.00	190.00	n.a.	n.a.	90.00	98.00	100.00
Red-Onions (Imp)	Rs./Kg	120.00	150.00	130.00	114.00	158.00	138.00	150.00	180.00	160.00	124.00	168.00	148.00
Big-Onions (local)	Rs./Kg	n.a.	n.a.	n.a.	n.a.	n.a.	n.a.	n.a.	n.a.	n.a.	n.a.	n.a.	n.a.
Big-Onions (Imp)	Rs./Kg	57.00	58.00	56.00	53.00	63.00	58.00	75.00	75.00	80.00	67.00	73.00	68.00
Potatoes (local)	Rs./Kg	152.00	n.a.	150.00	132.00	n.a.	143.00	193.00	n.a.	190.00	143.00	n.a.	153.00
Potatoes (Imp)	Rs./Kg	54.00	55.00	58.00				75.00	70.00	80.00			
Dried Chillies (Imp)	Rs./Kg	280.00	270.00	280.00	274.00	268.00	263.00	328.00	315.00	330.00	284.00	278.00	273.00
Coconut	Rs./Nut	40.00	40.00	40.00	38.00	36.00	29.00	48.00	48.00	48.00	44.00	41.00	34.00
Coconut oil	Rs./Ltr	330.00	330.00	340.00				360.00	360.00	360.00			
Dhal	Rs./Kg	115.00	115.00	118.00				129.00	130.00	128.00			
Sugar	Rs./Kg	96.00	96.00	95.00				100.00	100.00	100.00			
Eggs	Rs./Each	19.10	18.50	19.00				20.30	19.50	19.50			
Katta	Rs./Kg	880.00	880.00	880.00				950.00	950.00	950.00			
Sprats	Rs./Kg	500.00	500.00	500.00				550.00	550.00	550.00			

Price increased by more than 5% compared to previous week average price.
 Price decreased by more than 5% compared to previous week average price.

Retail: Daily Prices



* Prices of food commodities may vary due to quality and markets among other factors.