

Daily Price Report

A Summary of Price Developments - 21 January 2019



Vegetables

- Prices of most varieties of **vegetables decreased** in **Pettah** market while prices **demonstrated mixed movements** in **Dambulla** market.
- Prices of **Carrots and Beans increased** in **Dambulla** market due to **low supply** from **Nuwara Eliya**.



Rice

- Price of **Kekulu (White) & Nadu decreased** in **Pettah** market reportedly due to **availability** of **imported varieties**.



Other

- Price of **Imported Red Onions increased** in **Dambulla** market due to **low supply** from **India**.



Statistics Department
Central Bank of Sri Lanka

Wholesale and Retail Prices of Selected Food Commodities - 2019-01-21

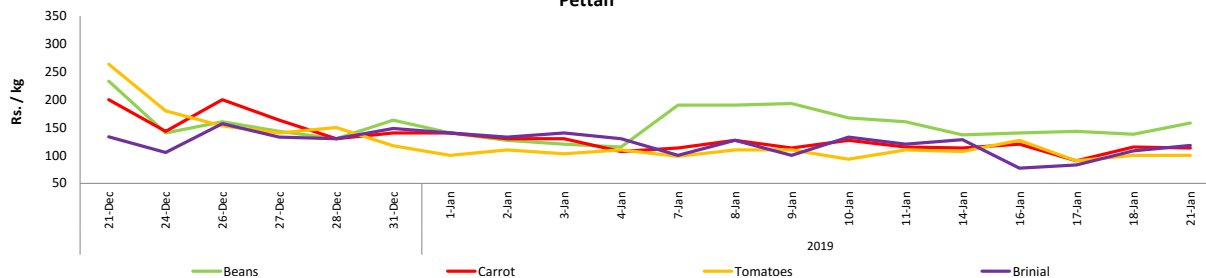
Vegetables

Item	Unit	Wholesale						Retail					
		Pettah			Dambulla			Pettah			Dambulla		
		Previous Week	2019.01.18	Today	Previous Week	2019.01.18	Today	Previous Week	2019.01.18	Today	Previous Week	2019.01.18	Today
Beans	Rs./Kg	144.00	104.00	123.00	110.00	65.00	118.00	180.00	138.00	158.00	129.00	85.00	138.00
Carrot	Rs./Kg	84.00	78.00	80.00	80.00	95.00	98.00	119.00	115.00	113.00	100.00	115.00	118.00
Cabbage	Rs./Kg	59.00	44.00	43.00	47.00	28.00	48.00	94.00	65.00	63.00	60.00	48.00	63.00
Tomatoes	Rs./Kg	77.00	64.00	70.00	59.00	68.00	55.00	104.00	100.00	100.00	79.00	88.00	75.00
Brinjal	Rs./Kg	81.00	64.00	73.00	85.00	85.00	98.00	116.00	108.00	118.00	106.00	105.00	118.00
Pumpkin	Rs./Kg	24.00	23.00	23.00	11.00	11.00	11.00	50.00	53.00	50.00	31.00	31.00	31.00
Snake gourd	Rs./Kg	56.00	46.00	50.00	54.00	45.00	43.00	81.00	76.00	80.00	75.00	65.00	63.00

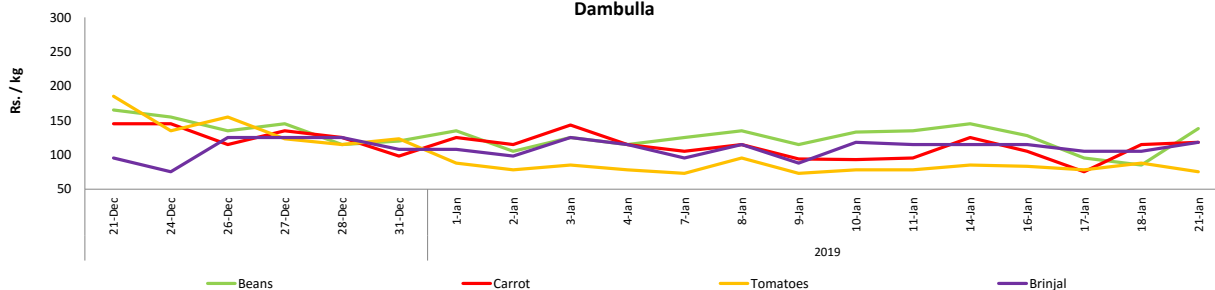
- Price increased by more than 5% compared to previous week average price.
- Price decreased by more than 5% compared to previous week average price.

Retail Prices

Pettah



Dambulla

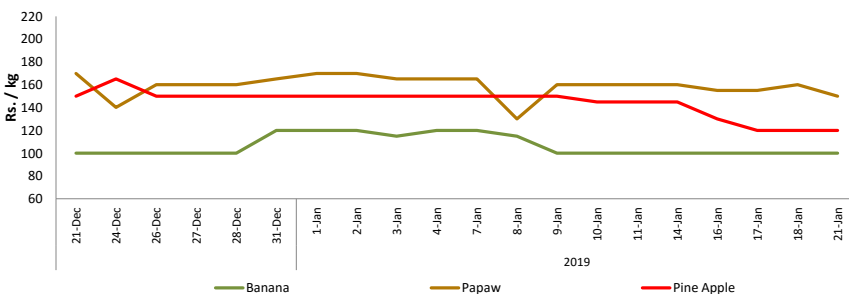


Fruits

Item	Unit	Wholesale			Retail		
		Pettah			Pettah		
		Previous Week	Yesterday	Today	Previous Week	Yesterday	Today
Banana (Sour)	Rs./Kg	62.00	60.00	60.00	107.00	100.00	100.00
Papaw	Rs./Kg	131.00	130.00	120.00	155.00	160.00	150.00
Pineapple	Rs./Kg	115.00	90.00	90.00	148.00	120.00	120.00
Apple (Imp)	Rs./Each				35.00	40.00	40.00
Orange (Imp)	Rs./Each				36.00	40.00	40.00

- Price increased by more than 5% compared to previous week average price.
- Price decreased by more than 5% compared to previous week average price.

Retail - Pettah



Wholesale and Retail Prices of Selected Food Commodities -

2019-01-21

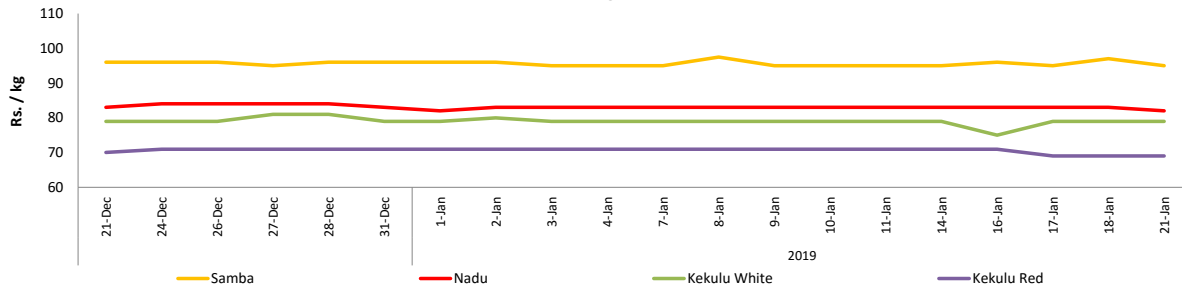
Rice

Item	Unit	Wholesale						Retail			
		Maradagahamula			Pettah			Pettah			
		Previous Week	2019.01.18	Today		Previous Week	2019.01.18	Today	Previous Week	2019.01.18	Today
Samba	Rs./Kg	96.00	97.00	95.00	-1.04	100.00	103.00	100.00	110.00	112.00	110.00
Nadu	Rs./Kg	83.00	83.00	82.00	-1.20	86.00	86.00	80.00	93.00	93.00	89.00
Kekulu White	Rs./Kg	79.00	79.00	79.00	0.00	83.00	83.00	72.00	90.00	90.00	80.00
Kekulu Red	Rs./Kg	71.00	69.00	69.00	-2.82	71.00	71.00	72.00	84.00	82.00	80.00

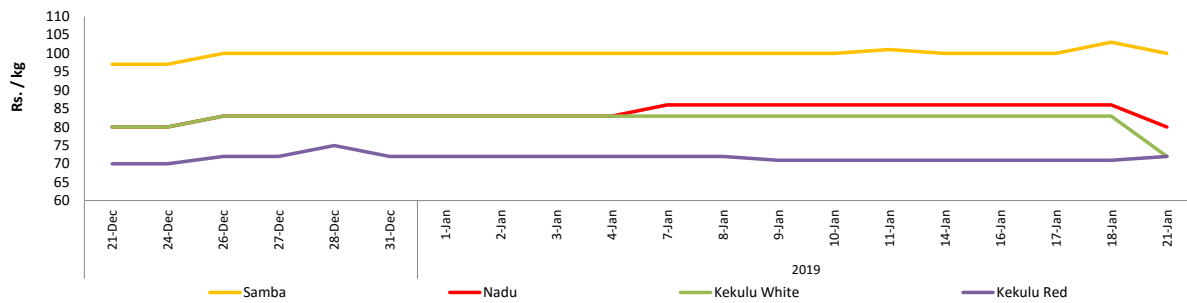
- Price increased by more than 5% compared to previous week average price.
- Price decreased by more than 5% compared to previous week average price.

Wholesale Prices

Marandagahamula

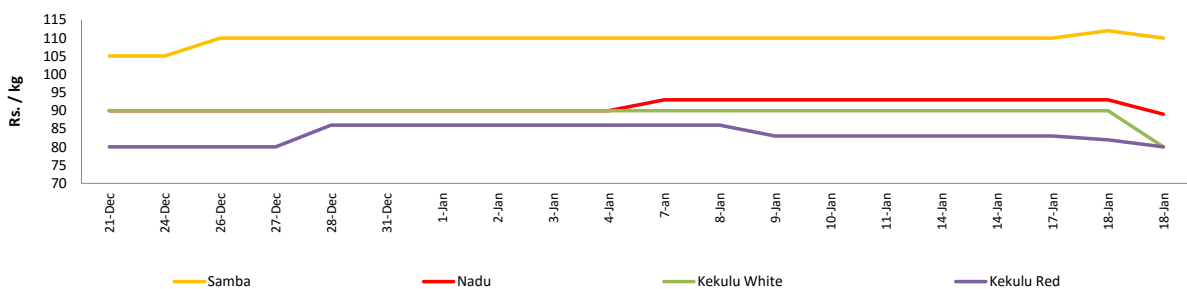


Pettah



Retail Prices

Pettah



Wholesale and Retail Prices of Selected Food Commodities - 2019-01-21

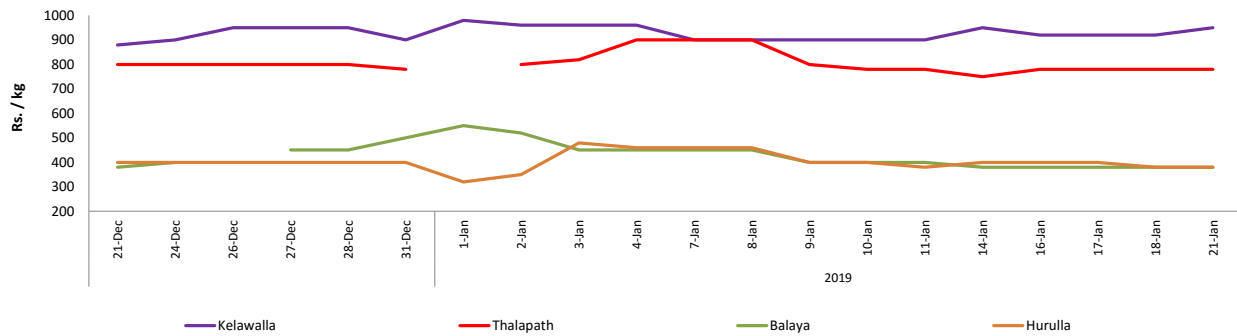
Fish

Item	Unit	Wholesale						Retail					
		Peliyagoda			Negombo			Peliyagoda			Negombo		
		Previous Week	2019.01.18	Today	Previous Week	2019.01.18	Today	Previous Week	2019.01.18	Today	Previous Week	2019.01.18	Today
Kelawalla	Rs./Kg	550.00	580.00	600.00	558.00	630.00	650.00	900.00	920.00	950.00	772.00	950.00	900.00
Thalapath	Rs./Kg	686.00	630.00	630.00	692.00	720.00	720.00	832.00	780.00	780.00	916.00	950.00	950.00
Balaya	Rs./Kg	320.00	290.00	280.00	342.00	350.00	330.00	420.00	380.00	380.00	542.00	550.00	530.00
Paraw	Rs./Kg	630.00	580.00	n.a.	542.00	550.00	580.00	800.00	880.00	n.a.	842.00	800.00	750.00
Salaya	Rs./Kg	130.00	120.00	120.00	148.00	160.00	160.00	156.00	150.00	150.00	222.00	230.00	230.00
Hurulla	Rs./Kg	320.00	280.00	280.00	290.00	300.00	280.00	420.00	380.00	380.00	368.00	400.00	350.00

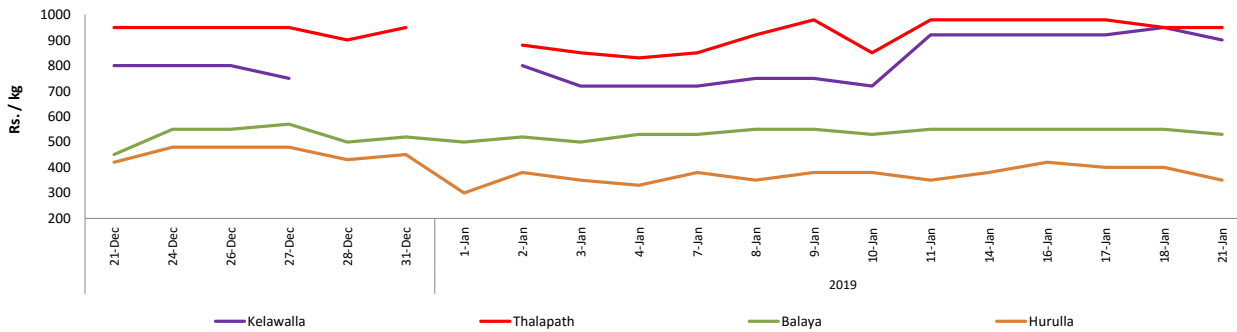
- Price increased by more than 5% compared to previous week average price.
- Price decreased by more than 5% compared to previous week average price.

Retail Prices

Peliyagoda



Negombo



Wholesale and Retail Prices of Selected Food Commodities - 2019-01-21

Other

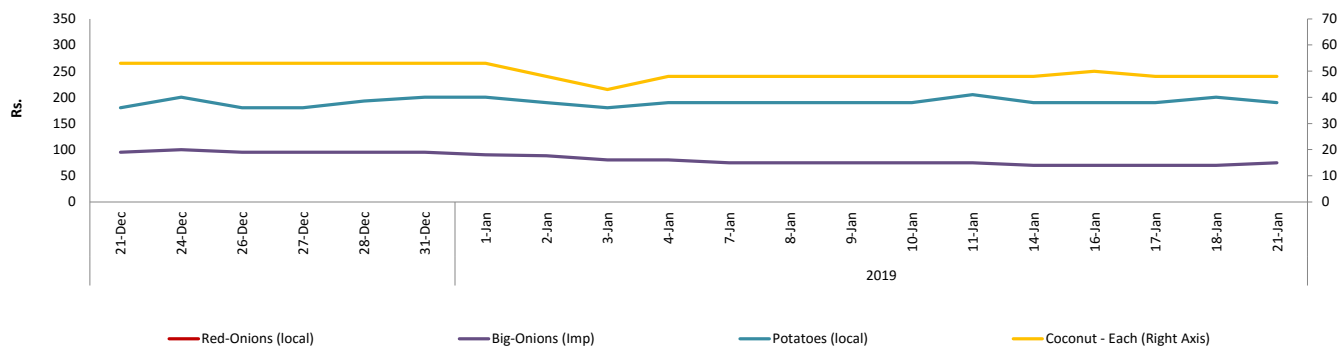
Item	Unit	Wholesale						Retail					
		Pettah			Dambulla			Pettah			Dambulla		
		Previous Week	2019.01.18	Today	Previous Week	2019.01.18	Today	Previous Week	2019.01.18	Today	Previous Week	2019.01.18	Today
Red-Onions (local)	Rs./Kg	115.00	n.a.	n.a.	75.00	n.a.	n.a.	190.00	n.a.	n.a.	90.00	n.a.	n.a.
Red-Onions (Imp)	Rs./Kg	120.00	125.00	120.00	114.00	135.00	148.00	150.00	155.00	150.00	124.00	148.00	158.00
Big-Onions (local)	Rs./Kg	n.a.	n.a.	n.a.	n.a.	n.a.	n.a.	n.a.	n.a.	n.a.	n.a.	n.a.	n.a.
Big-Onions (Imp)	Rs./Kg	57.00	55.00	55.00	53.00	58.00	58.00	75.00	70.00	75.00	67.00	68.00	68.00
Potatoes (local)	Rs./Kg	152.00	168.00	150.00	132.00	n.a.	n.a.	193.00	200.00	190.00	143.00	n.a.	n.a.
Potatoes (Imp)	Rs./Kg	54.00	57.00	57.00				75.00	80.00	80.00			
Dried Chillies (Imp)	Rs./Kg	280.00	278.00	280.00	274.00	273.00	263.00	328.00	320.00	330.00	284.00	283.00	273.00
Coconut	Rs./Nut	40.00	39.00	40.00	38.00	36.00	36.00	48.00	48.00	48.00	44.00	41.00	41.00
Coconut oil	Rs./Ltr	330.00	330.00	330.00				360.00	360.00	360.00			
Dhal	Rs./Kg	115.00	115.00	115.00				129.00	128.00	130.00			
Sugar	Rs./Kg	96.00	96.00	96.00				100.00	100.00	100.00			
Eggs	Rs./Each	19.10	18.50	18.50				20.30	19.50	20.00			
Katta	Rs./Kg	880.00	880.00	880.00				950.00	950.00	950.00			
Sprats	Rs./Kg	500.00	500.00	500.00				550.00	550.00	550.00			

Price increased by more than 5% compared to previous week average price.

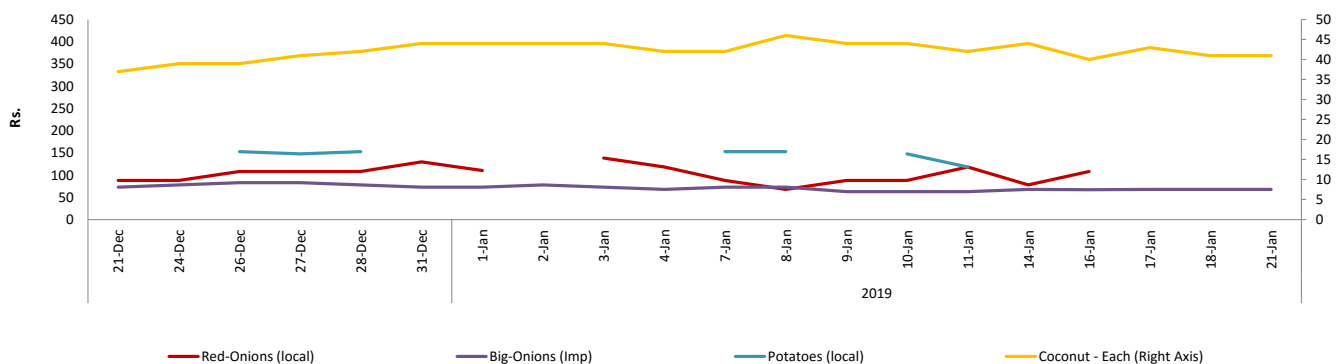
Price decreased by more than 5% compared to previous week average price.

Retail Prices

Pettah



Dambulla



* Prices of food commodities may vary due to quality and markets among other factors.