

Daily Price Report

A Summary of Price Developments - 17 January 2019



Vegetables

- Prices of most varieties of vegetables **decreased** in both **Pettah** and **Dambulla** markets due to **favourable supply** from **Nuwaraeliya, Welimada** and **Balangoda** areas.



Fish

- **Wholesale** Prices of most varieties of **fish decreased** in **Peliyagoda** market due to **favourable supply** from **Southern** coastal area.



Fruits

- Price of **Banana(Sour)** **decreased** due to **favourable supply** from **Embilipitiya**.



Other

- Price of **Local potatoes decreased** in **Dambulla** market due to **favourable supply** from **Nuwaraeliya** and **Welimada** areas.

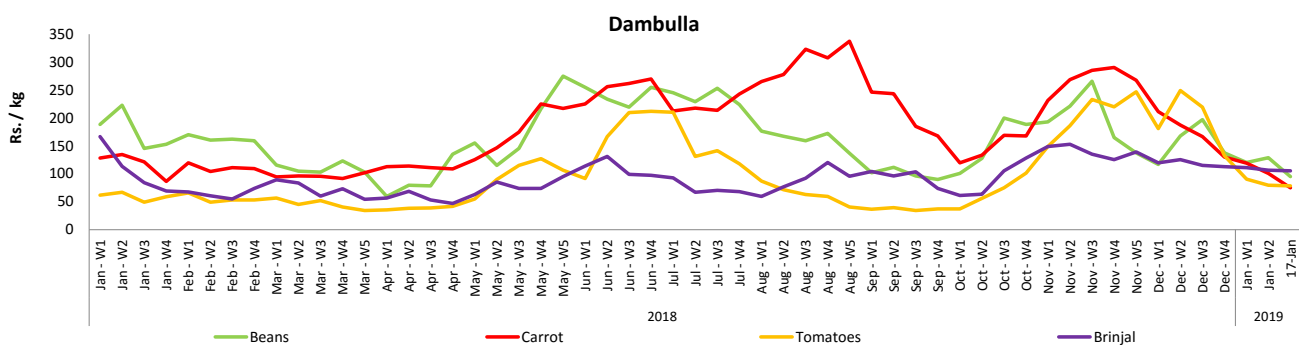
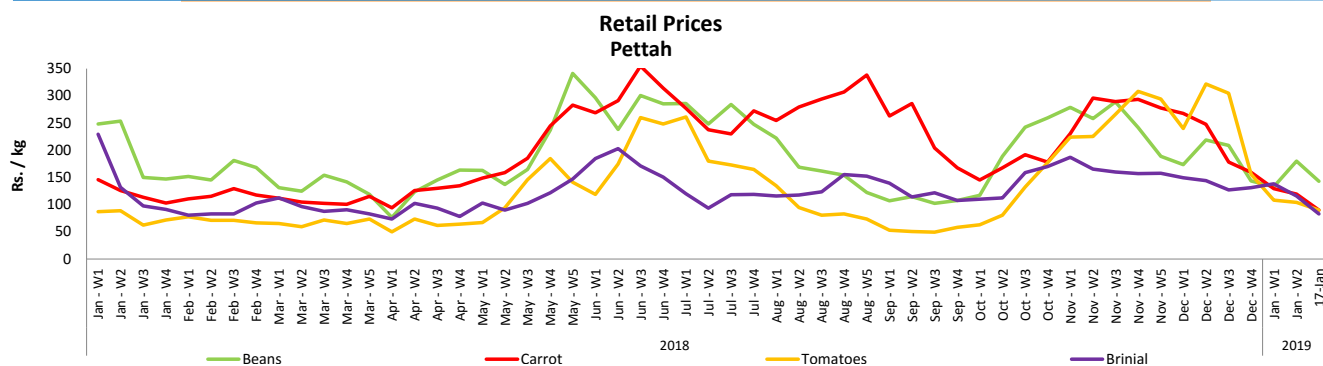


Wholesale and Retail Prices of Selected Food Commodities - 2019-01-17

Vegetables

Item	Unit	Wholesale				Retail			
		Pettah		Dambulla		Pettah		Dambulla	
		Previous Week	Today	Previous Week	Today	Previous Week	Today	Previous Week	Today
Beans	Rs./Kg	144.00	117.00	110.00	75.00	180.00	143.00	129.00	95.00
Carrot	Rs./Kg	84.00	93.00	80.00	55.00	119.00	90.00	100.00	75.00
Cabbage	Rs./Kg	59.00	33.00	47.00	33.00	94.00	53.00	60.00	53.00
Tomatoes	Rs./Kg	77.00	67.00	59.00	58.00	104.00	90.00	79.00	78.00
Brinjal	Rs./Kg	81.00	57.00	85.00	85.00	116.00	83.00	106.00	105.00
Pumpkin	Rs./Kg	24.00	27.00	11.00	12.50	50.00	43.00	31.00	33.00
Snake gourd	Rs./Kg	56.00	45.00	54.00	53.00	81.00	73.00	75.00	73.00

- Price increased by more than 5% compared to previous week average price.
- Price decreased by more than 5% compared to previous week average price.



Wholesale and Retail Prices of Selected Food Commodities - 2019-01-17

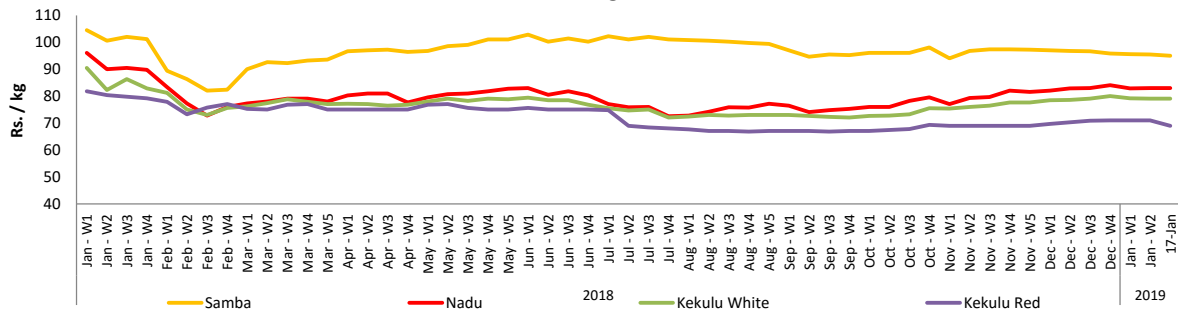
Rice

Item	Unit	Wholesale				Retail	
		Maradaghamula		Pettah		Pettah	
		Previous Week	Today	Previous Week	Today	Previous Week	Today
Samba	Rs./Kg	96.00	95.00	100.00	100.00	110.00	110.00
Nadu	Rs./Kg	83.00	83.00	86.00	86.00	93.00	93.00
Kekulu White	Rs./Kg	79.00	79.00	83.00	83.00	90.00	90.00
Kekulu Red	Rs./Kg	71.00	69.00	71.00	71.00	84.00	83.00

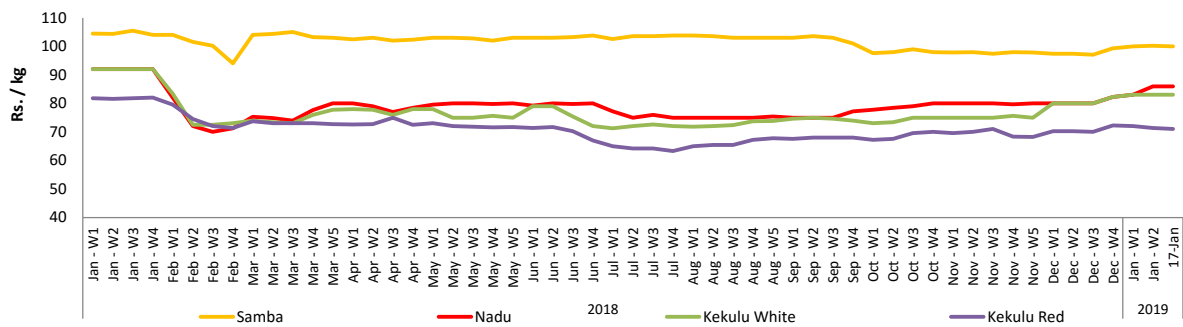
- Price increased by more than 5% compared to previous week average price.
- Price decreased by more than 5% compared to previous week average price.

Wholesale Prices

Marandaghamula

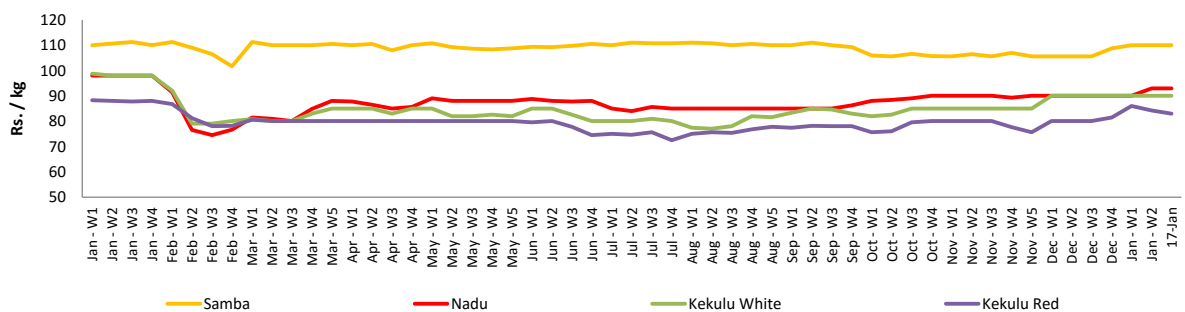


Pettah



Retail Prices

Pettah



Wholesale and Retail Prices of Selected Food Commodities - 2019-01-17

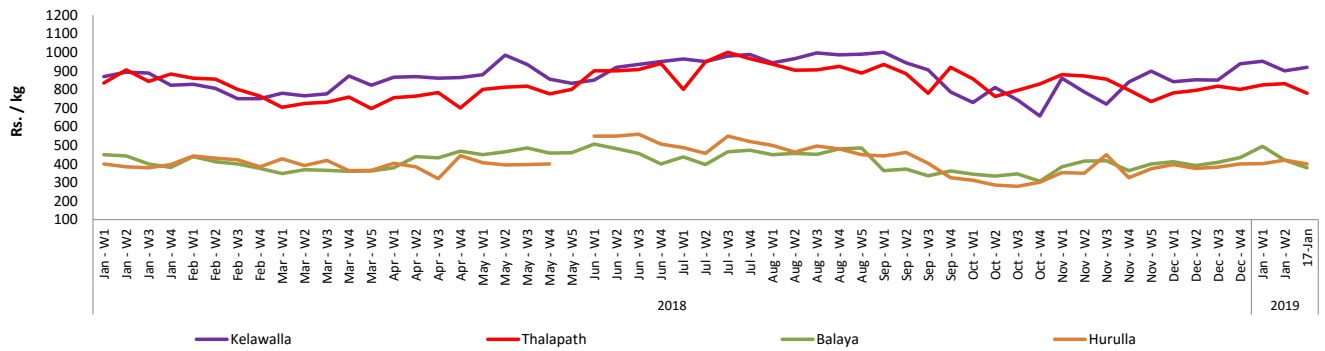
Fish

Item	Unit	Wholesale				Retail			
		Peliyagoda		Negombo		Peliyagoda		Negombo	
		Previous Week	Today	Previous Week	Today	Previous Week	Today	Previous Week	Today
Kelawalla	Rs./Kg	550.00	580.00	558.00	1450.00	900.00	920.00	772.00	920.00
Thalpath	Rs./Kg	686.00	630.00	692.00	750.00	832.00	780.00	916.00	980.00
Balaya	Rs./Kg	320.00	280.00	342.00	350.00	420.00	380.00	542.00	550.00
Paraw	Rs./Kg	630.00	600.00	542.00	550.00	800.00	900.00	842.00	800.00
Salaya	Rs./Kg	130.00	120.00	148.00	140.00	156.00	150.00	222.00	220.00
Hurulla	Rs./Kg	320.00	300.00	290.00	280.00	420.00	400.00	368.00	400.00

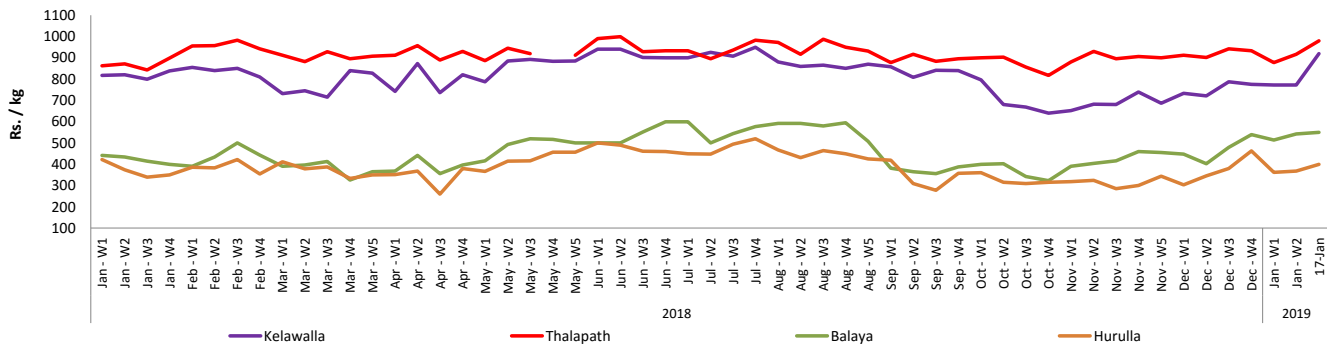
- Price increased by more than 5% compared to previous week average price.
- Price decreased by more than 5% compared to previous week average price.

Retail Prices

Peliyagoda



Negombo



Wholesale and Retail Prices of Selected Food Commodities - 2019-01-17

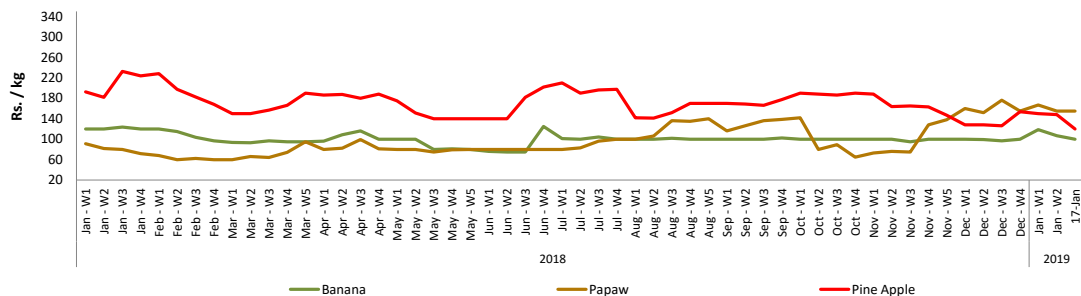
Fruits

Item	Unit	Wholesale		Retail	
		Pettah			
		Previous Week	Today	Previous Week	Today
Banana (Sour)	Rs./Kg	62.00	60.00	107.00	100.00
Papaw	Rs./Kg	131.00	125.00	155.00	155.00
Pineapple	Rs./Kg	115.00	90.00	148.00	120.00
Apple (Imp)	Rs./Each			35.00	40.00
Orange (Imp)	Rs./Each			36.00	40.00

Price increased by more than 5% compared to previous week average price.

Price decreased by more than 5% compared to previous week average price.

Retail - Pettah



Wholesale and Retail Prices of Selected Food Commodities - 2019-01-17

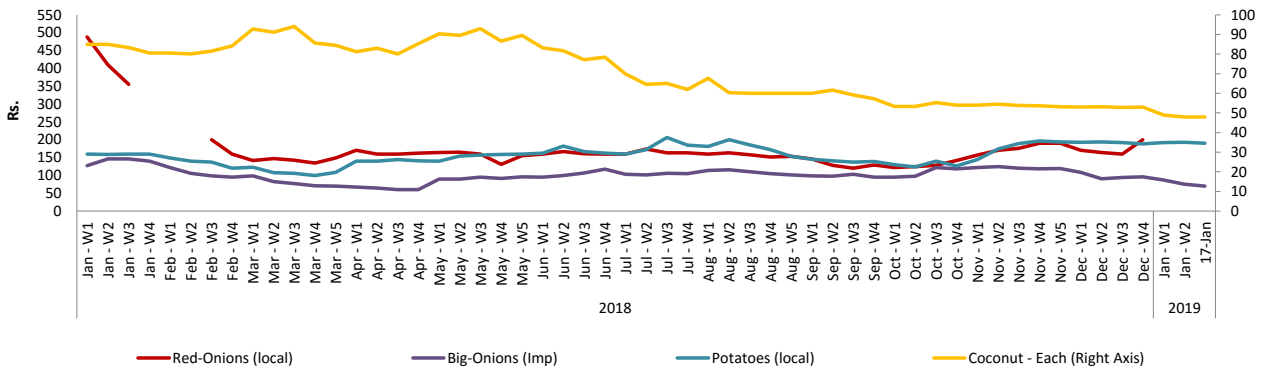
Other

Item	Unit	Wholesale				Retail			
		Pettah		Dambulla		Pettah		Dambulla	
		Previous Week	Today	Previous Week	Today	Previous Week	Today	Previous Week	Today
Red-Onions (local)	Rs./Kg	115.00	n.a.	75.00	n.a.	190.00	n.a.	90.00	n.a.
Red-Onions (Imp)	Rs./Kg	120.00	120.00	114.00	118.00	150.00	150.00	124.00	128.00
Big-Onions (local)	Rs./Kg	n.a.	n.a.	n.a.	n.a.	n.a.	n.a.	n.a.	n.a.
Big-Onions (Imp)	Rs./Kg	57.00	55.00	53.00	58.00	75.00	70.00	67.00	68.00
Potatoes (local)	Rs./Kg	152.00	150.00	132.00	108.00	193.00	190.00	143.00	118.00
Potatoes (Imp)	Rs./Kg	54.00	57.00			75.00	80.00		
Dried Chillies (Imp)	Rs./Kg	280.00	280.00	274.00	273.00	328.00	330.00	284.00	283.00
Coconut	Rs./Nut	40.00	40.00	38.00	36.00	48.00	48.00	44.00	43.00
Coconut oil	Rs./Ltr	330.00	330.00			360.00	370.00		
Dhal	Rs./Kg	115.00	115.00			129.00	130.00		
Sugar	Rs./Kg	96.00	96.00			100.00	100.00		
Eggs	Rs./Each	19.10	18.50			20.30	20.00		
Katta	Rs./Kg	880.00	880.00			950.00	950.00		
Sprats	Rs./Kg	500.00	500.00			550.00	550.00		

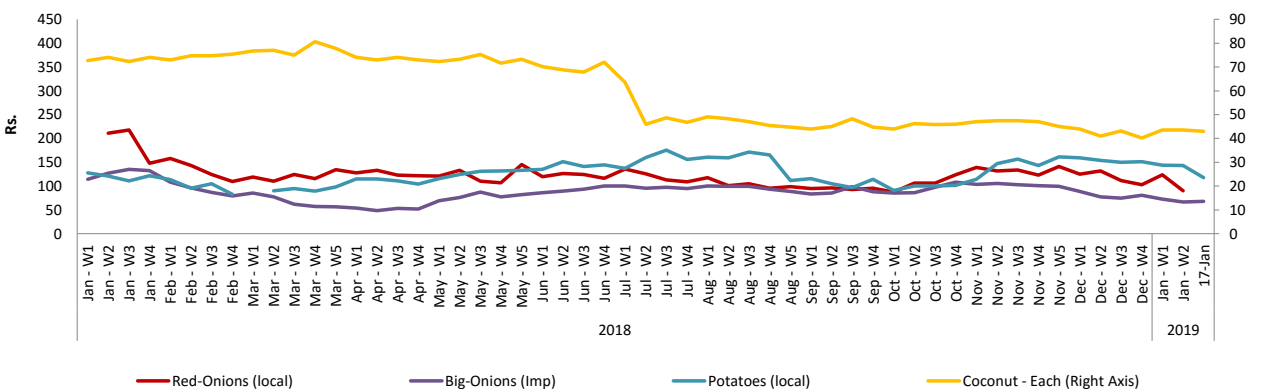
- Price increased by more than 5% compared to previous week average price.
- Price decreased by more than 5% compared to previous week average price.

Retail Prices

Pettah



Dambulla



* Prices of food commodities may vary due to quality and markets among other factors.