

# Daily Price Report

A Summary of Price Developments - 14 January 2019



## Vegetables

- Prices of vegetable varieties **demonstrated mixed movements** in both **Dambulla** and **Pettah** markets.
- Price of **Beans decreased** in **Pettah** market due to **favourable supply** from **Kandy** and **Welimada** areas.



## Fish

- Prices of **fish varieties demonstrated mixed movements** in both **Peliyagoda** and **Negombo** markets.



## Other

- Price of **Imported Red Onions decreased** in **Dambulla** market due to **favourable supply** from **India** and **Pakistan**.
- Price of **Local Red Onions** also **decreased** in **Dambulla** market due to **favourable supply** from **Jaffana** and **Puttalam** areas.



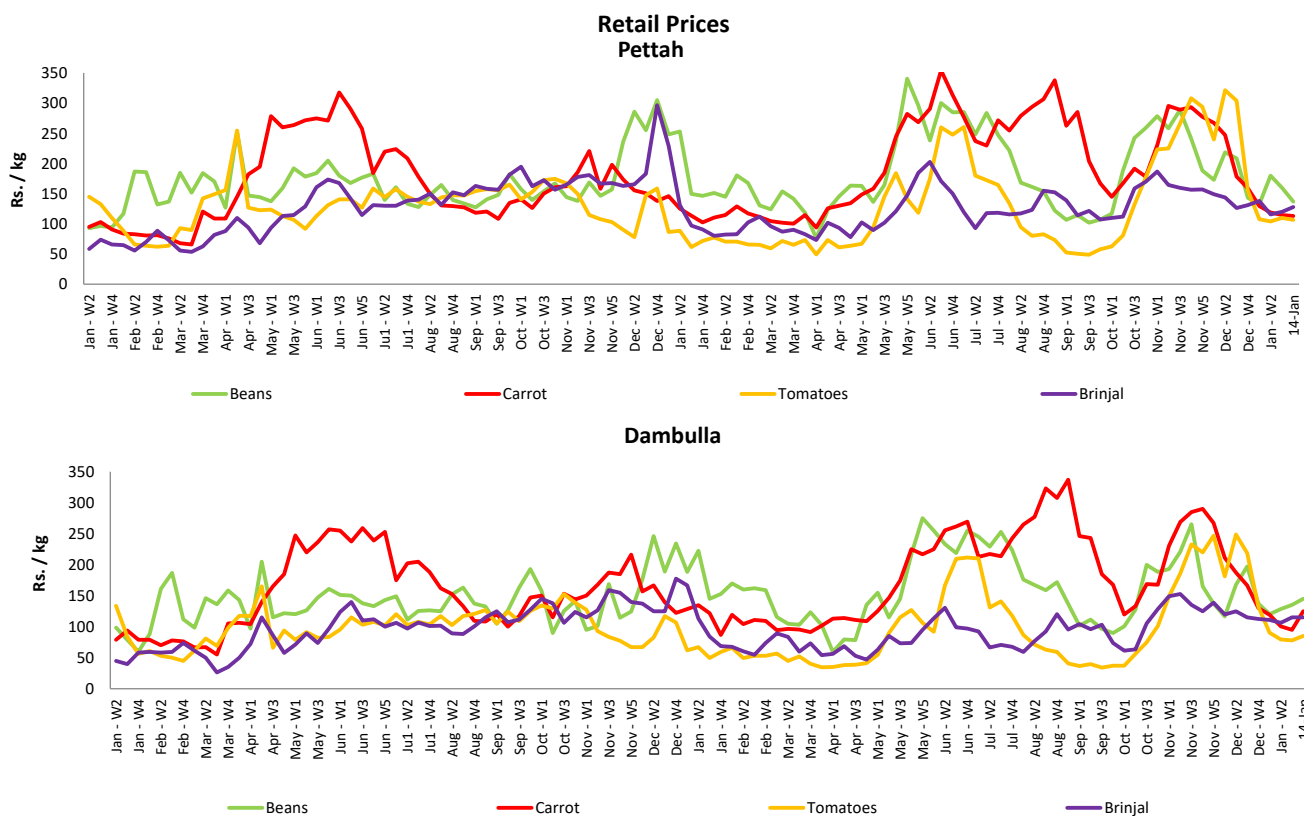
Statistics Department  
Central Bank of Sri Lanka

# Wholesale and Retail Prices of Selected Food Comr 2019-01-14

## Vegetables

Item	Wholesale				Retail			
	Pettah		Dambulla		Pettah		Dambulla	
	Previous Week	Today	Previous Week	Today	Previous Week	Today	Previous Week	Today
Beans	144.00	118.00	110.00	125.00	180.00	137.00	129.00	145.00
Carrot	84.00	85.00	80.00	105.00	119.00	113.00	100.00	125.00
Cabbage	59.00	43.00	47.00	38.00	94.00	80.00	60.00	58.00
Tomatoes	77.00	77.00	59.00	65.00	104.00	107.00	79.00	85.00
Brinjal	81.00	110.00	85.00	95.00	116.00	128.00	106.00	115.00
Pumpkin	24.00	29.00	11.00	9.00	50.00	48.00	31.00	29.00
Snake gourd	56.00	43.00	54.00	43.00	81.00	67.00	75.00	63.00

- Price increased by more than 5% compared to previous week average price.
- Price decreased by more than 5% compared to previous week average price.



## Wholesale and Retail Prices of Selected Food Commodities - 2019-01-14

### Rice

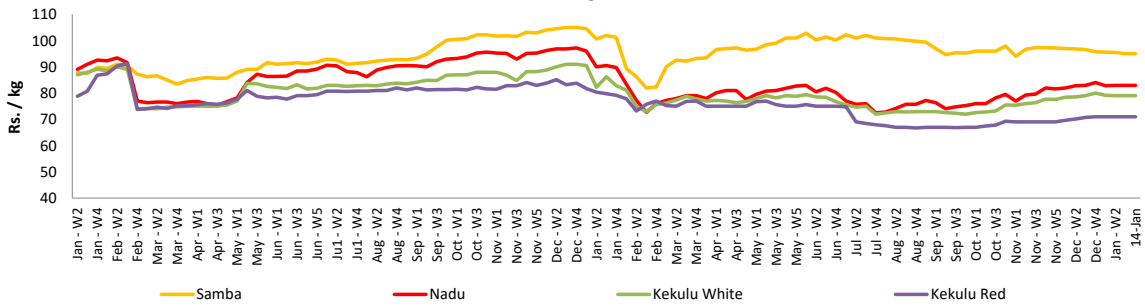
Item	Unit	Wholesale				Retail	
		Maradaghamula		Pettah		Pettah	
		Previous Week	Today	Previous Week	Today	Previous Week	Today
Samba	Rs./Kg	96.00	95.00	100.00	100.00	110.00	110.00
Nadu	Rs./Kg	83.00	83.00	86.00	86.00	93.00	93.00
Kekulu White	Rs./Kg	79.00	79.00	83.00	83.00	90.00	90.00
Kekulu Red	Rs./Kg	71.00	71.00	71.00	71.00	84.00	83.00

Price increased by more than 5% compared to previous week average price.

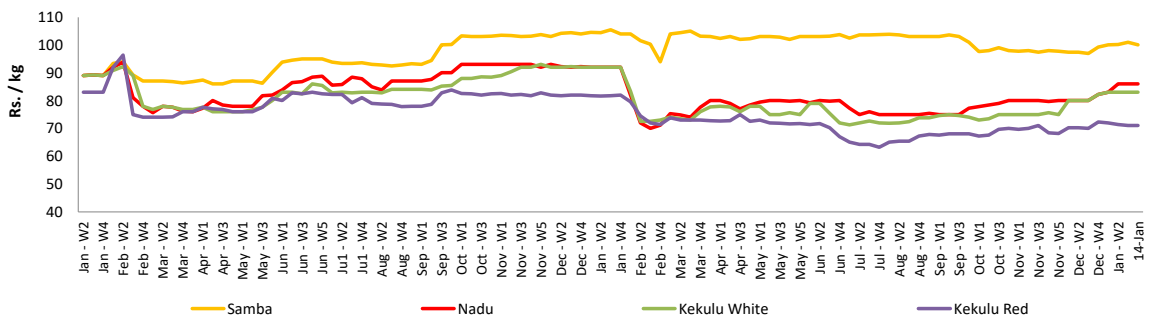
Price decreased by more than 5% compared to previous week average price.

### Wholesale Prices

#### Marandaghamula

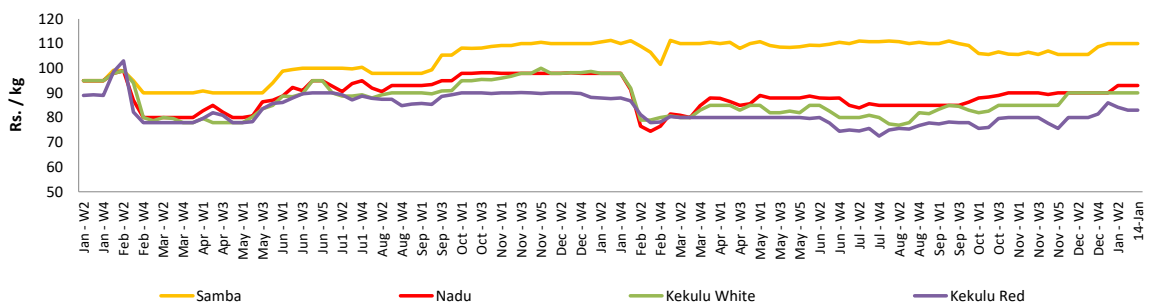


#### Pettah



### Retail Prices

#### Pettah



## Wholesale and Retail Prices of Selected Food Commodities - 2019-01-14

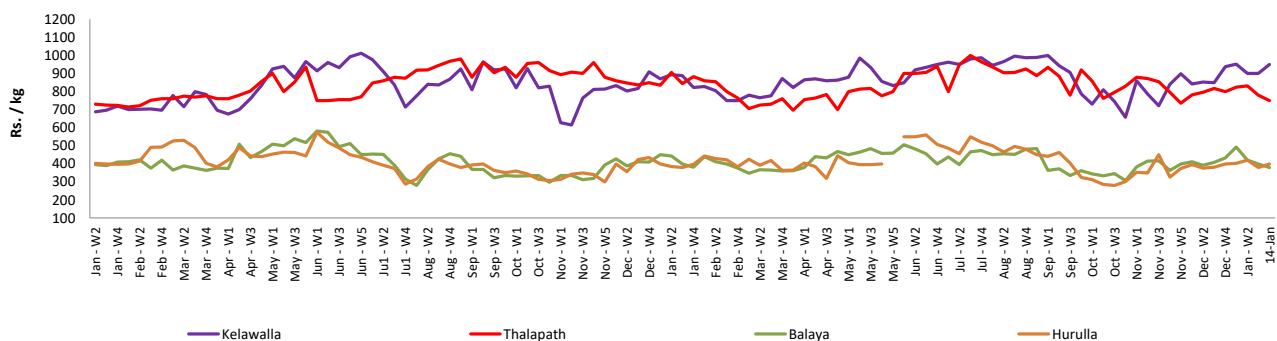
### Fish

Item	Unit	Wholesale				Retail			
		Peliyagoda		Negombo		Peliyagoda		Negombo	
		Previous Week	Today	Previous Week	Today	Previous Week	Today	Previous Week	Today
Kelawalla	Rs./Kg	550.00	600.00	558.00	650.00	900.00	950.00	772.00	920.00
Thalapath	Rs./Kg	686.00	600.00	692.00	730.00	832.00	750.00	916.00	980.00
Balaya	Rs./Kg	320.00	280.00	342.00	350.00	420.00	380.00	542.00	550.00
Paraw	Rs./Kg	630.00	650.00	542.00	n.a.	800.00	900.00	842.00	n.a.
Salaya	Rs./Kg	130.00	120.00	148.00	140.00	156.00	150.00	222.00	220.00
Hurulla	Rs./Kg	320.00	300.00	290.00	300.00	420.00	400.00	368.00	380.00

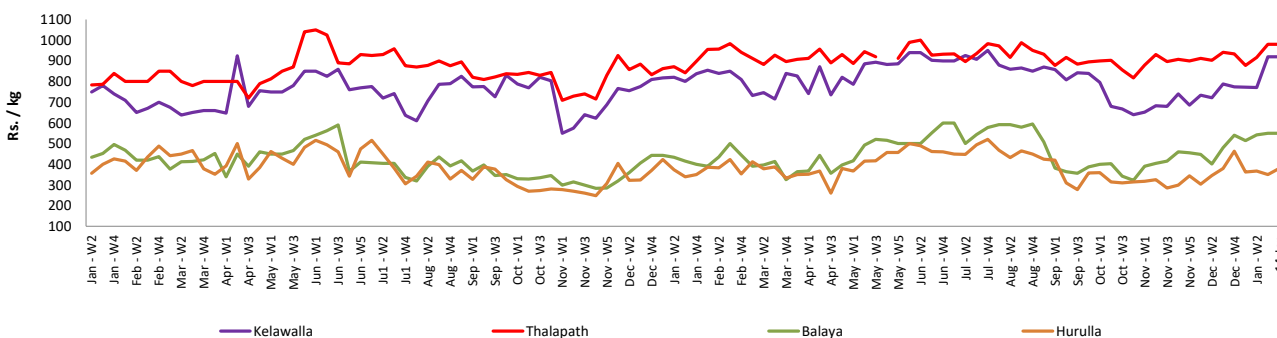
- Price increased by more than 5% compared to previous week average price.
- Price decreased by more than 5% compared to previous week average price.

### Retail Prices

#### Peliyagoda



#### Negombo



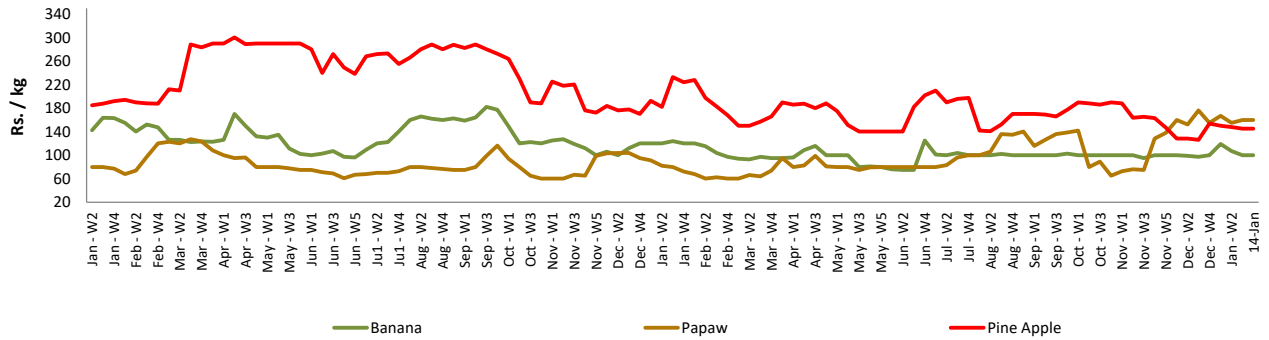
**Wholesale and Retail Prices of Selected Food Commodities - 2019-01-14**

**Fruits**

Item	Unit	Wholesale		Retail	
		Pettah			
		Previous Week	Today	Previous Week	Today
Banana (Sour)	Rs./Kg	62.00	65.00	107.00	100.00
Papaw	Rs./Kg	131.00	130.00	155.00	160.00
Pineapple	Rs./Kg	115.00	110.00	148.00	145.00
Apple (Imp)	Rs./Each			35.00	35.00
Orange (Imp)	Rs./Each			36.00	35.00

- Price increased by more than 5% compared to previous week average price.
- Price decreased by more than 5% compared to previous week average price.

**Retail - Pettah**



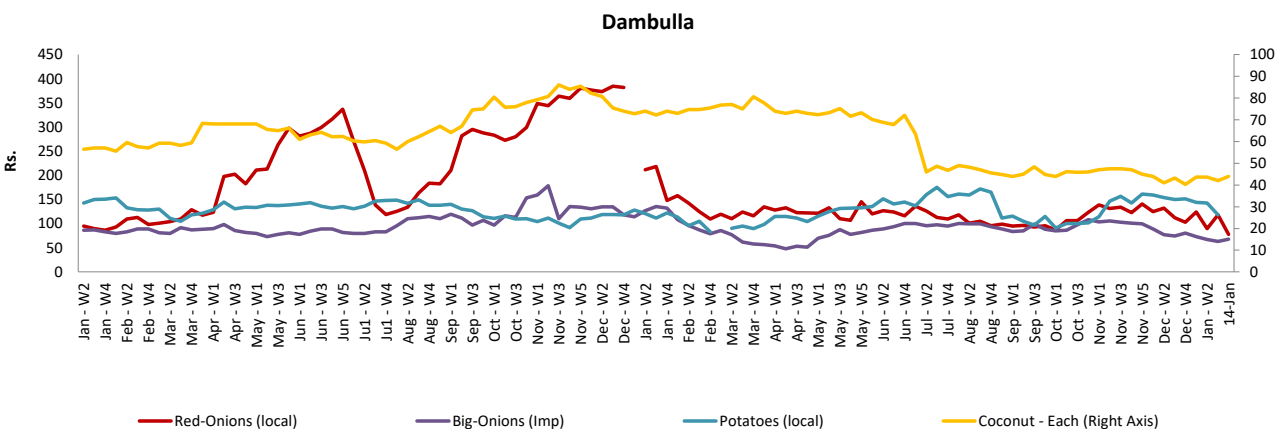
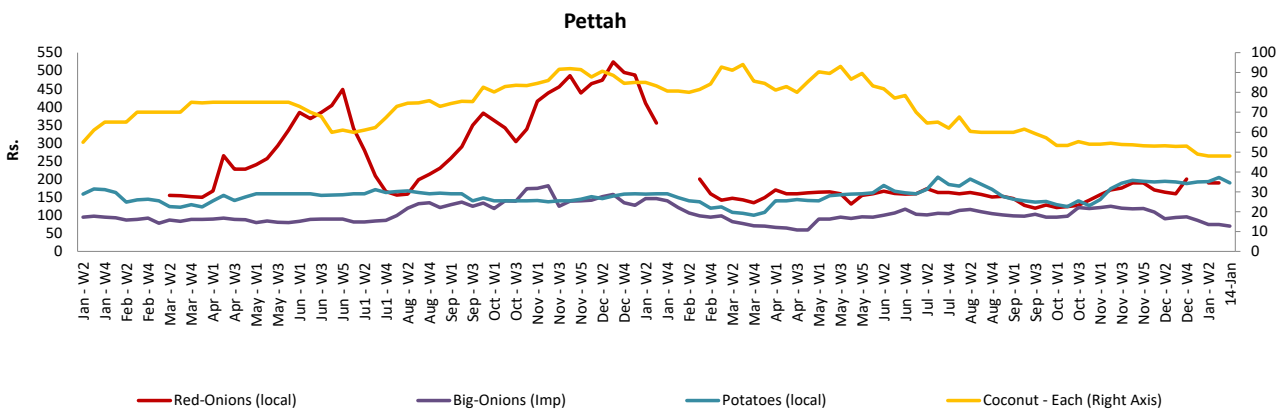
# Wholesale and Retail Prices of Selected Food Commodities - 2019-01-14

## Other

Item	Unit	Wholesale				Retail			
		Pettah		Dambulla		Pettah		Dambulla	
		Previous Week	Today	Previous Week	Today	Previous Week	Today	Previous Week	Today
Red-Onions (local)	Rs./Kg	115.00	n.a.	75.00	65.00	190.00	n.a.	90.00	78.00
Red-Onions (Imp)	Rs./Kg	120.00	120.00	114.00	95.00	150.00	150.00	124.00	108.00
Big-Onions (local)	Rs./Kg	n.a.	n.a.	n.a.	n.a.	n.a.	n.a.	n.a.	n.a.
Big-Onions (Imp)	Rs./Kg	57.00	55.00	53.00	58.00	75.00	70.00	67.00	68.00
Potatoes (local)	Rs./Kg	152.00	150.00	132.00	n.a.	193.00	190.00	143.00	n.a.
Potatoes (Imp)	Rs./Kg	54.00	57.00			75.00	80.00		
Dried Chillies (Imp)	Rs./Kg	280.00	280.00	274.00	268.00	328.00	330.00	284.00	278.00
Coconut	Rs./Nut	40.00	40.00	38.00	38.00	48.00	48.00	44.00	44.00
Coconut oil	Rs./Ltr	330.00	330.00			360.00	360.00		
Dhal	Rs./Kg	115.00	115.00			129.00	130.00		
Sugar	Rs./Kg	96.00	96.00			100.00	100.00		
Eggs	Rs./Each	19.10	18.50			20.30	19.50		
Katta	Rs./Kg	880.00	880.00			950.00	950.00		
Sprats	Rs./Kg	500.00	500.00			550.00	550.00		

- Price increased by more than 5% compared to previous week average price.
- Price decreased by more than 5% compared to previous week average price.

### Retail Prices



\* Prices of food commodities may vary due to quality and markets among other factors.