

Daily Price Report

A Summary of Price Developments - 11 January 2019



Vegetables

- Prices of most vegetable varieties **decreased** in both **Dambulla** and **Pettah** markets due to **favourable supply**.
- However, price of **Cabbage decreased** in both markets due to **favourable supply** from **Puttalam** area.



Fish

- Prices of **fish** varieties **decreased** in **Peliyagoda** market due to **favourable supply** from **Southern** coastal area.
- However, prices of **fish** varieties **increased** in **Negombo** market due to **low supply** from **North Western** coastal area.



Other

- Price of **Imported Big Onions decreased** due to **favourable supply** from **India**.



Statistics Department
Central Bank of Sri Lanka

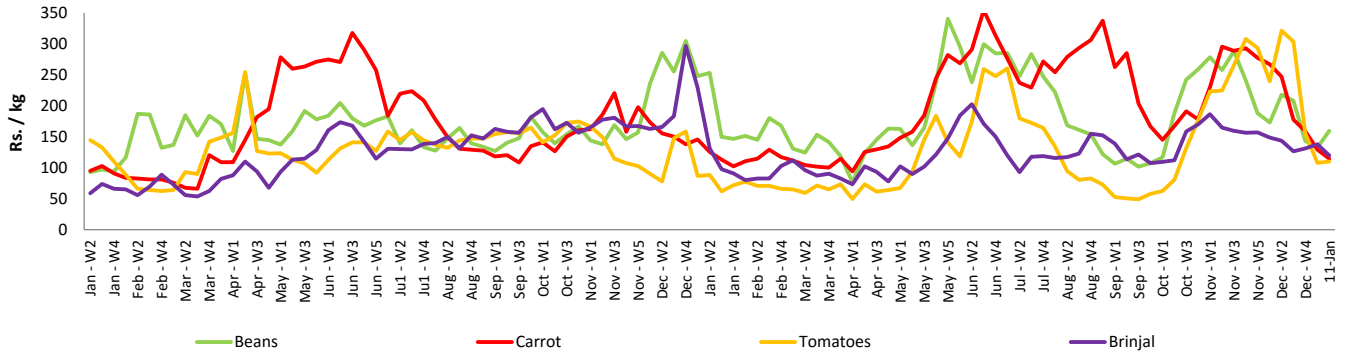
Wholesale and Retail Prices of Selected Food Comm 2019-01-11

Vegetables

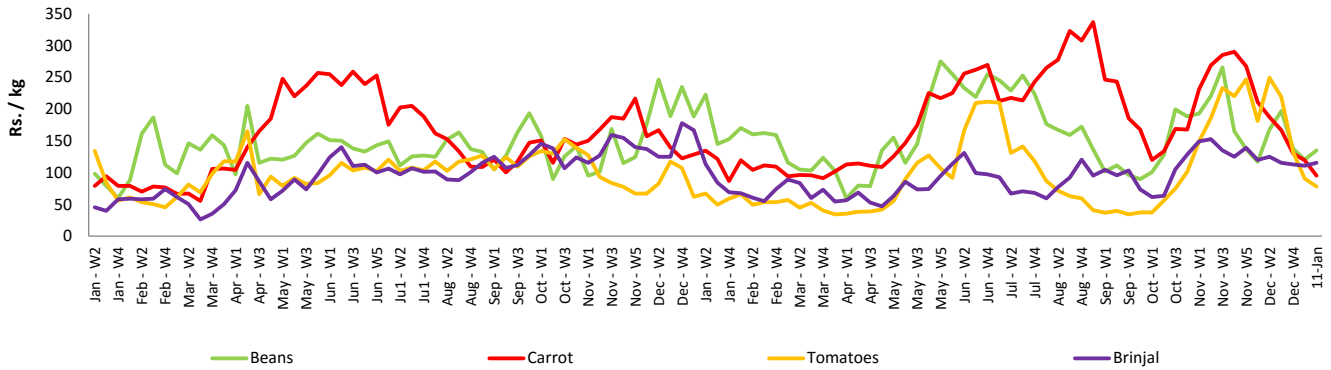
Item	Wholesale				Retail			
	Pettah		Dambulla		Pettah		Dambulla	
	Previous Week	Today	Previous Week	Today	Previous Week	Today	Previous Week	Today
Beans	99.00	125.00	100.00	115.00	133.00	160.00	120.00	135.00
Carrot	97.00	78.00	99.00	75.00	129.00	115.00	119.00	95.00
Cabbage	84.00	42.00	73.00	33.00	118.00	78.00	93.00	53.00
Tomatoes	85.00	72.00	70.00	58.00	108.00	110.00	90.00	78.00
Brinjal	106.00	85.00	91.00	95.00	138.00	120.00	111.00	115.00
Pumpkin	26.00	23.00	16.00	9.00	46.00	53.00	36.00	29.00
Snake gourd	60.00	60.00	53.00	45.00	86.00	90.00	73.00	65.00

- Price increased by more than 5% compared to previous week average price.
- Price decreased by more than 5% compared to previous week average

Retail Prices Pettah



Dambulla



Wholesale and Retail Prices of Selected Food Commodities - 2019-01-11

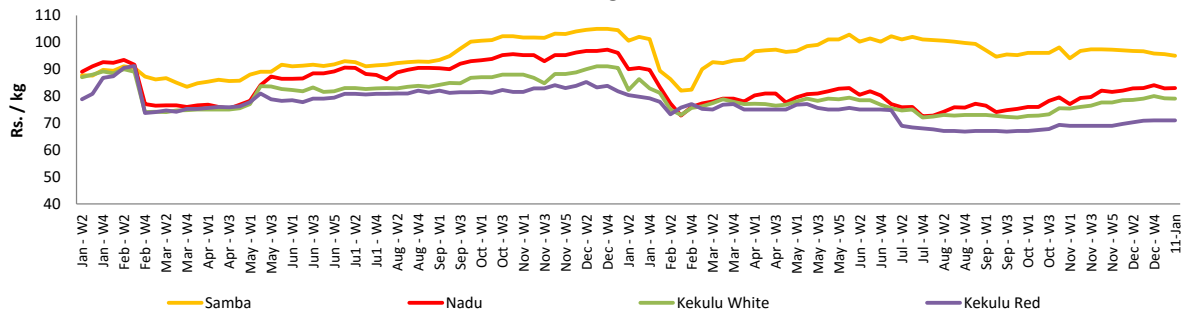
Rice

Item	Unit	Wholesale				Retail	
		Maradaghamula		Pettah		Pettah	
		Previous Week	Today	Previous Week	Today	Previous Week	Today
Samba	Rs./Kg	96.00	95.00	100.00	101.00	110.00	110.00
Nadu	Rs./Kg	83.00	83.00	83.00	86.00	90.00	93.00
Kekulu White	Rs./Kg	79.00	79.00	83.00	83.00	90.00	90.00
Kekulu Red	Rs./Kg	71.00	71.00	72.00	71.00	86.00	83.00

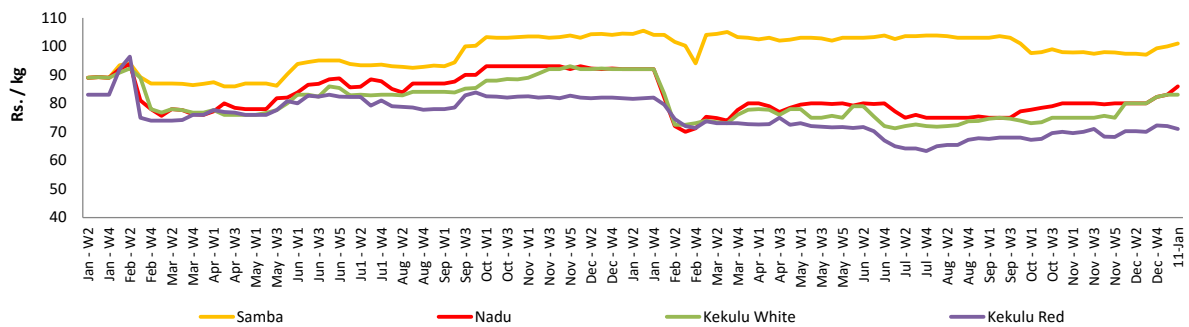
- Price increased by more than 5% compared to previous week average price.
- Price decreased by more than 5% compared to previous week average price.

Wholesale Prices

Marandaghamula

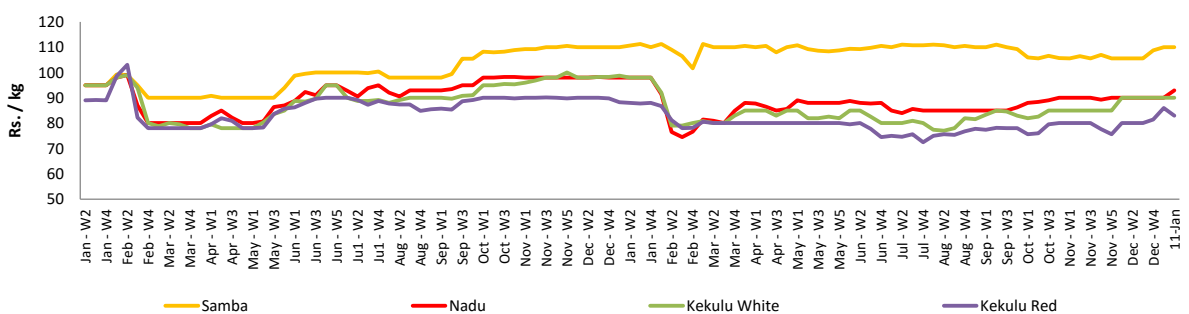


Pettah



Retail Prices

Pettah



Wholesale and Retail Prices of Selected Food Commodities - 2019-01-11

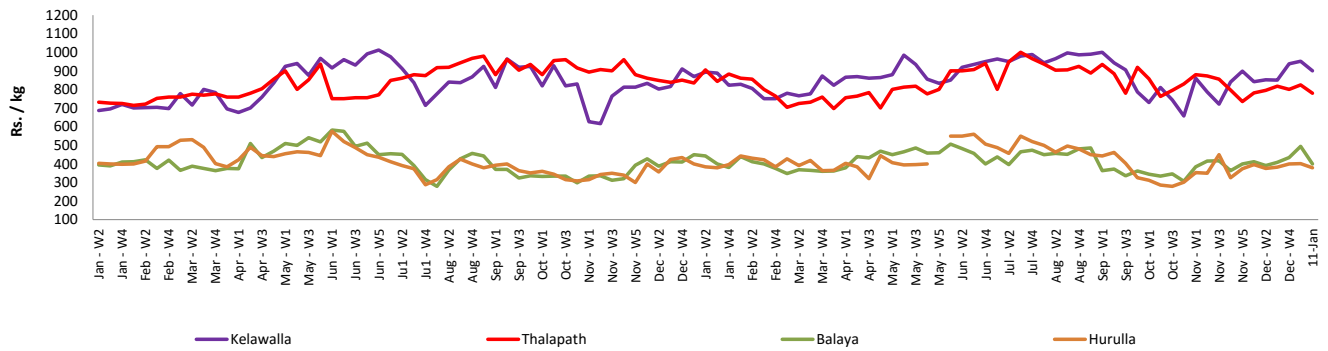
Fish

Item	Unit	Wholesale				Retail			
		Peliyagoda		Negombo		Peliyagoda		Negombo	
		Previous Week	Today	Previous Week	Today	Previous Week	Today	Previous Week	Today
Kelawalla	Rs./Kg	578.00	550.00	573.00	650.00	952.00	900.00	773.00	920.00
Thalpath	Rs./Kg	670.00	650.00	663.00	720.00	825.00	780.00	878.00	980.00
Balaya	Rs./Kg	394.00	300.00	320.00	350.00	494.00	400.00	514.00	550.00
Paraw	Rs./Kg	588.00	650.00	588.00	550.00	839.00	750.00	884.00	880.00
Salaya	Rs./Kg	156.00	130.00	127.00	160.00	198.00	150.00	200.00	230.00
Hurulla	Rs./Kg	304.00	280.00	274.00	280.00	402.00	380.00	362.00	350.00

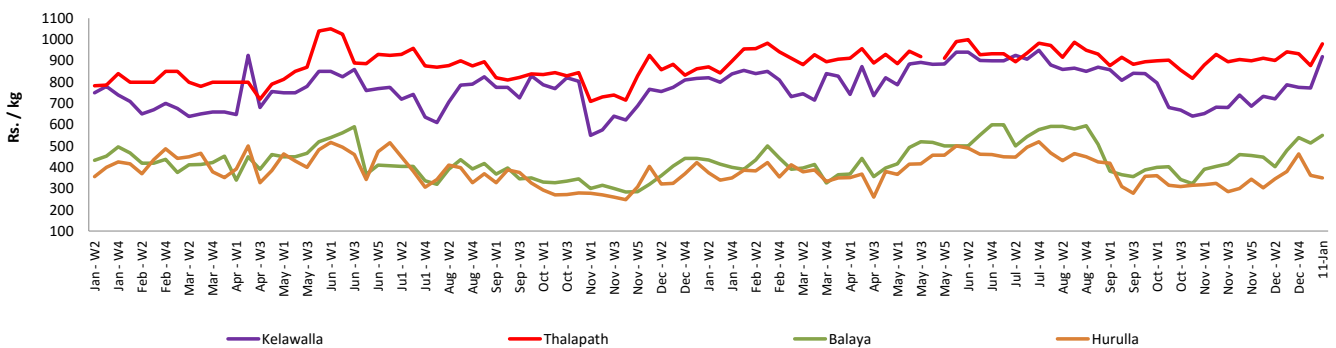
- Price increased by more than 5% compared to previous week average price.
- Price decreased by more than 5% compared to previous week average price.

Retail Prices

Peliyagoda



Negombo



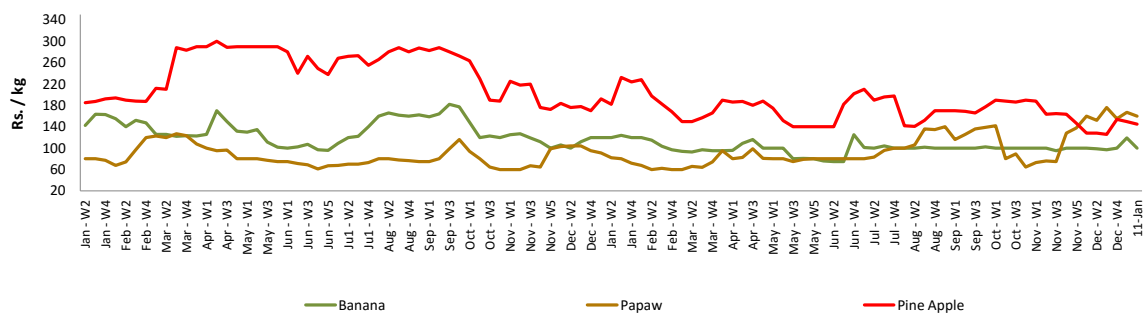
Wholesale and Retail Prices of Selected Food Commodities - 2019-01-11

Fruits

Item	Unit	Wholesale		Retail	
		Pettah			
		Previous Week	Today	Previous Week	Today
Banana (Sour)	Rs./Kg	67.00	60.00	119.00	100.00
Papaw	Rs./Kg	140.00	130.00	167.00	160.00
Pineapple	Rs./Kg	120.00	110.00	150.00	145.00
Apple (Imp)	Rs./Each			35.00	35.00
Orange (Imp)	Rs./Each			35.00	35.00

- Price increased by more than 5% compared to previous week average price.
- Price decreased by more than 5% compared to previous week average price.

Retail - Pettah



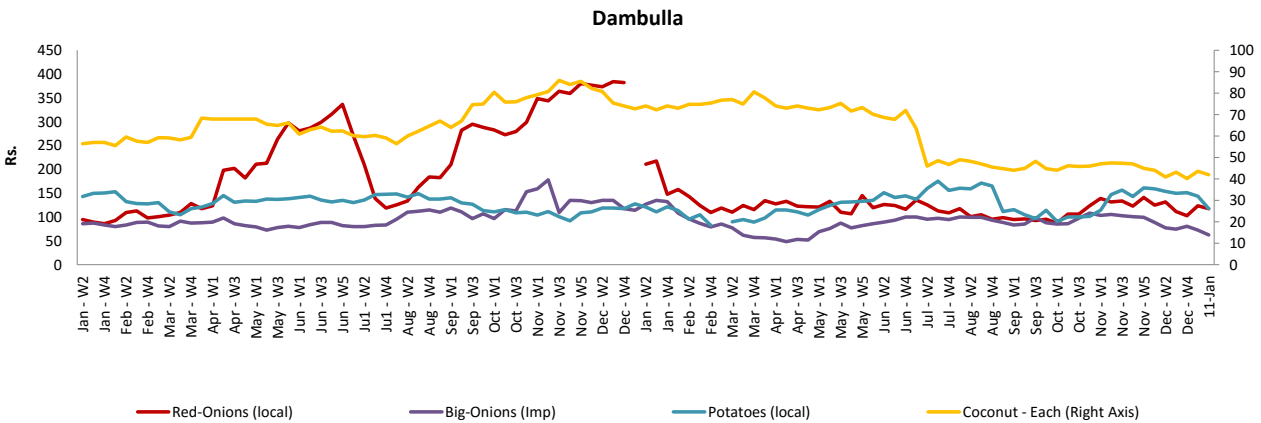
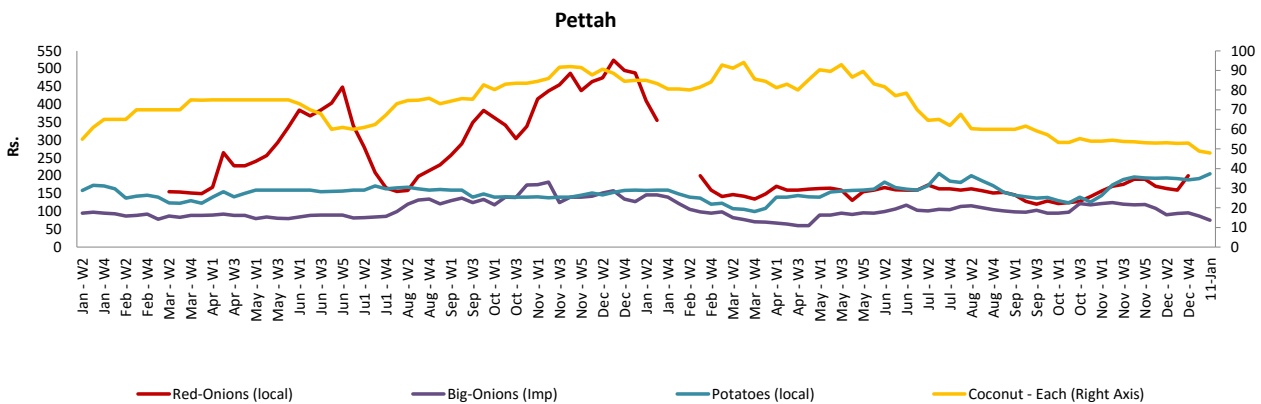
Wholesale and Retail Prices of Selected Food Commodities - 2019-01-11

Other

Item	Unit	Wholesale				Retail			
		Pettah		Dambulla		Pettah		Dambulla	
		Previous Week	Today	Previous Week	Today	Previous Week	Today	Previous Week	Today
Red-Onions (local)	Rs./Kg	n.a.	115.00	113.00	108.00	n.a.	190.00	124.00	118.00
Red-Onions (Imp)	Rs./Kg	120.00	120.00	127.00	103.00	151.00	150.00	137.00	113.00
Big-Onions (local)	Rs./Kg	n.a.	n.a.	n.a.	n.a.	n.a.	n.a.	n.a.	n.a.
Big-Onions (Imp)	Rs./Kg	64.00	55.00	63.00	53.00	87.00	75.00	73.00	63.00
Potatoes (local)	Rs./Kg	148.00	160.00	135.00	105.00	192.00	205.00	144.00	118.00
Potatoes (Imp)	Rs./Kg	73.00	55.00			89.00	75.00		
Dried Chillies (Imp)	Rs./Kg	280.00	278.00	268.00	268.00	330.00	320.00	278.00	278.00
Coconut	Rs./Nut	42.00	39.00	38.00	37.00	49.00	48.00	44.00	42.00
Coconut oil	Rs./Ltr	330.00	330.00			360.00	360.00		
Dhal	Rs./Kg	114.00	113.00			126.00	125.00		
Sugar	Rs./Kg	96.00	96.00			100.00	100.00		
Eggs	Rs./Each	19.00	19.50			20.00	20.50		
Katta	Rs./Kg	880.00	880.00			950.00	950.00		
Sprats	Rs./Kg	500.00	500.00			550.00	550.00		

- Price increased by more than 5% compared to previous week average price.
- Price decreased by more than 5% compared to previous week average price.

Retail Prices



* Prices of food commodities may vary due to quality and markets among other factors.