

# Daily Price Report

---

A Summary of Price Developments - 07 January 2019

---



## Vegetables

- Prices of most varieties of **vegetables decreased** further in both **Pettah** market and **Dambulla** market during the week due to **favourable supply** from **Kandy** and **Dambulla** areas.
- However price of **Beans increased** significantly in **Pettah** market due to **low supply** from **Welimada** and **Balangoda** areas.



## Other

- Price of **local Red Onions decreased** in **Dambulla** market due to **favourable supply** from **Jaffna** and **Puttalam** areas.
- Price of **imported Potatoes decreased** in **Pettah** market due to **favourable supply** from **India, Pakistan** and **China**.



Statistics Department  
Central Bank of Sri Lanka

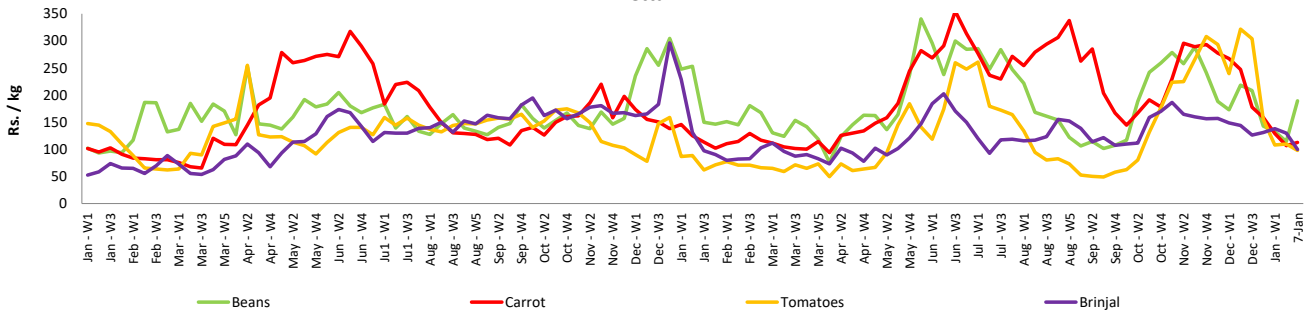
# Wholesale and Retail Prices of Selected Food Commodities - 2019-01-07

## Vegetables

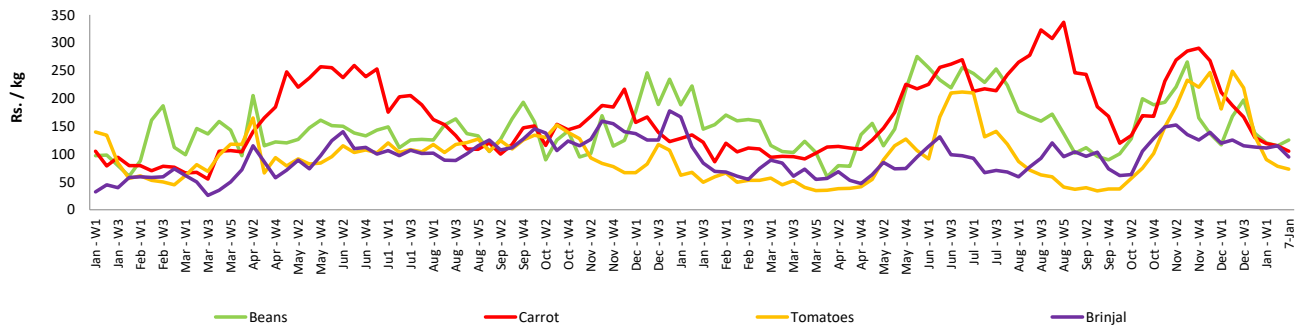
Item	Unit	Wholesale				Retail			
		Pettah		Dambulla		Pettah		Dambulla	
		Previous Week	Today	Previous Week	Today	Previous Week	Today	Previous Week	Today
Beans	Rs./Kg	99.00	153.00	100.00	105.00	133.00	190.00	120.00	125.00
Carrot	Rs./Kg	97.00	75.00	99.00	85.00	129.00	113.00	119.00	105.00
Cabbage	Rs./Kg	84.00	60.00	73.00	53.00	118.00	97.00	93.00	73.00
Tomatoes	Rs./Kg	85.00	68.00	70.00	53.00	108.00	98.00	90.00	73.00
Brinjal	Rs./Kg	106.00	67.00	91.00	75.00	138.00	100.00	111.00	95.00
Pumpkin	Rs./Kg	26.00	22.00	16.00	13.00	46.00	43.00	36.00	33.00
Snake gourd	Rs./Kg	60.00	50.00	53.00	45.00	86.00	77.00	73.00	65.00

- Price increased by more than 5% compared to previous week average price.
- Price decreased by more than 5% compared to previous week average price.

### Retail Prices Pettah



### Dambulla



# Wholesale and Retail Prices of Selected Food Commodities - 2019-01-07

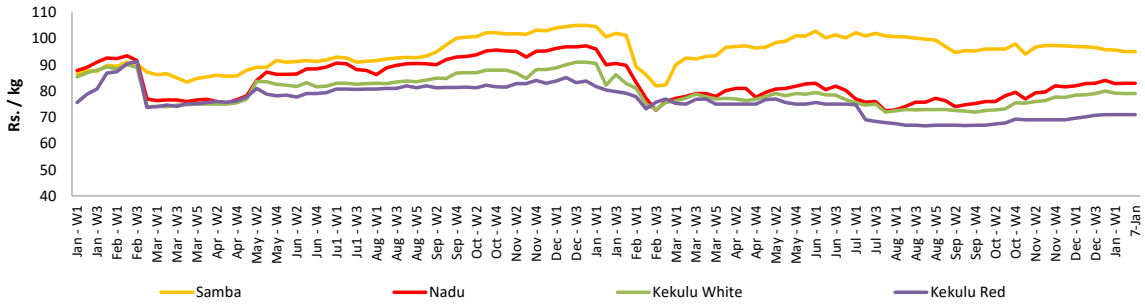
## Rice

Item	Unit	Wholesale				Retail	
		Maradaghamula		Pettah		Pettah	
		Previous Week	Today	Previous Week	Today	Previous Week	Today
Samba	Rs./Kg	96.00	95.00	100.00	100.00	110.00	110.00
Nadu	Rs./Kg	83.00	83.00	83.00	86.00	90.00	93.00
Kekulu White	Rs./Kg	79.00	79.00	83.00	83.00	90.00	90.00
Kekulu Red	Rs./Kg	71.00	71.00	72.00	72.00	86.00	86.00

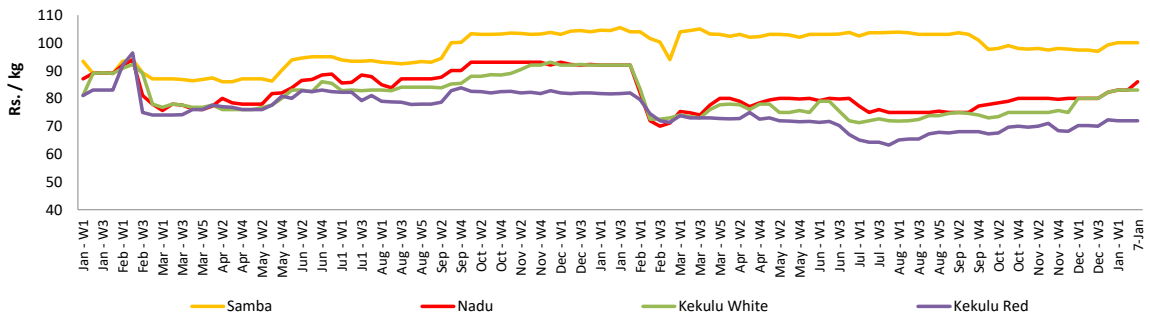
- Price increased by more than 5% compared to previous week average price.
- Price decreased by more than 5% compared to previous week average price.

### Wholesale Prices

#### Marandaghamula

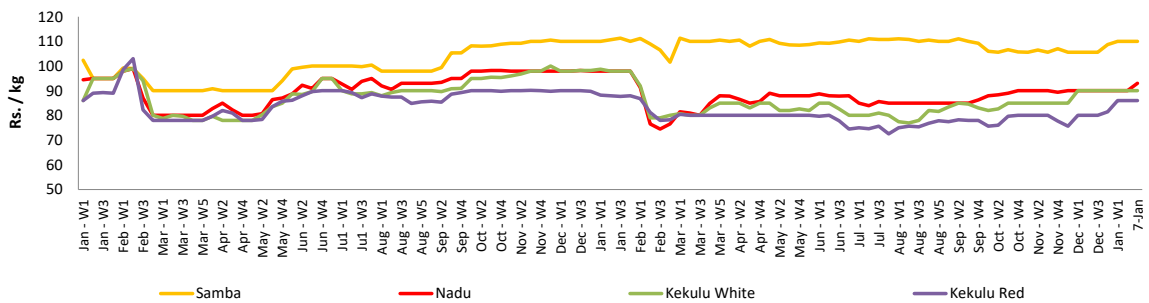


#### Pettah



### Retail Prices

#### Pettah



## Wholesale and Retail Prices of Selected Food Commodities - 2019-01-07

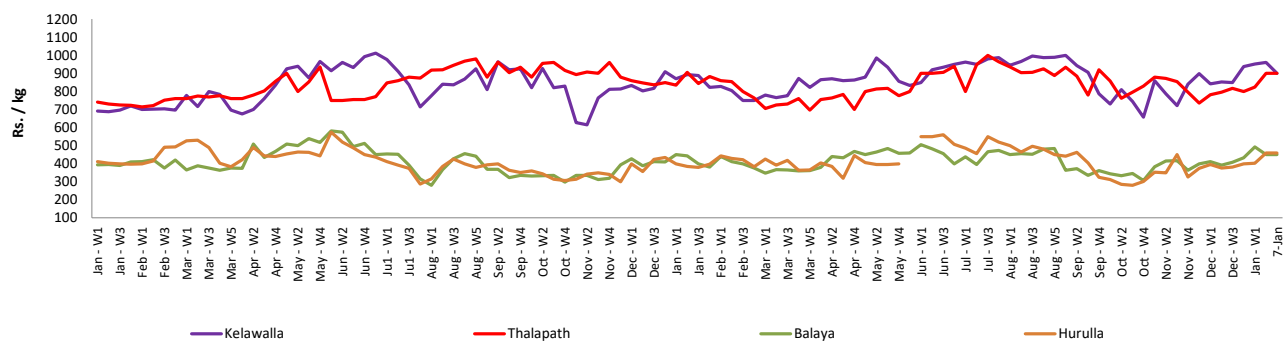
### Fish

Item	Unit	Wholesale				Retail			
		Peliyagoda		Negombo		Peliyagoda		Negombo	
		Previous Week	Today	Previous Week	Today	Previous Week	Today	Previous Week	Today
Kelawalla	Rs./Kg	578.00	550.00	573.00	520.00	952.00	900.00	773.00	720.00
Thalapath	Rs./Kg	670.00	730.00	663.00	650.00	825.00	900.00	878.00	850.00
Balaya	Rs./Kg	394.00	350.00	320.00	330.00	494.00	450.00	514.00	530.00
Paraw	Rs./Kg	588.00	650.00	588.00	530.00	900.00	950.00	884.00	850.00
Salaya	Rs./Kg	156.00	120.00	127.00	120.00	198.00	150.00	200.00	200.00
Hurulla	Rs./Kg	304.00	360.00	274.00	300.00	402.00	460.00	362.00	380.00

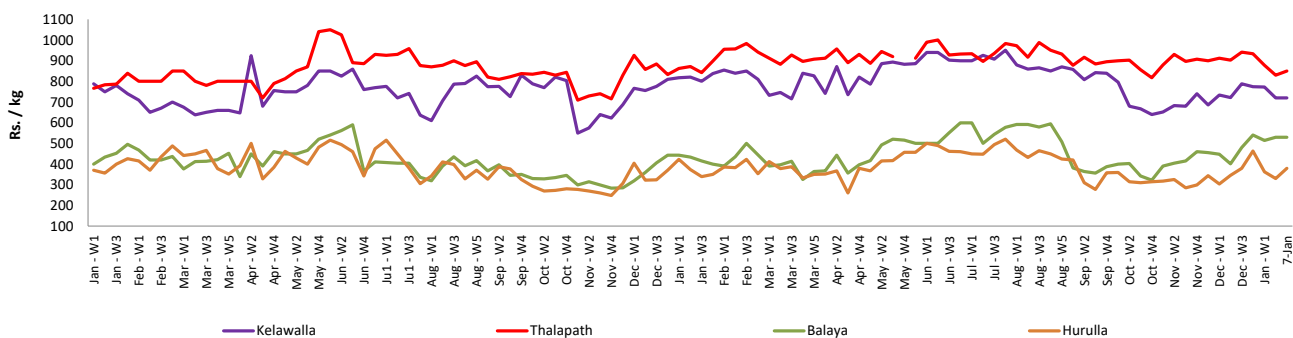
- Price increased by more than 5% compared to previous week average price.
- Price decreased by more than 5% compared to previous week average price.

### Retail Prices

#### Peliyagoda



#### Negombo



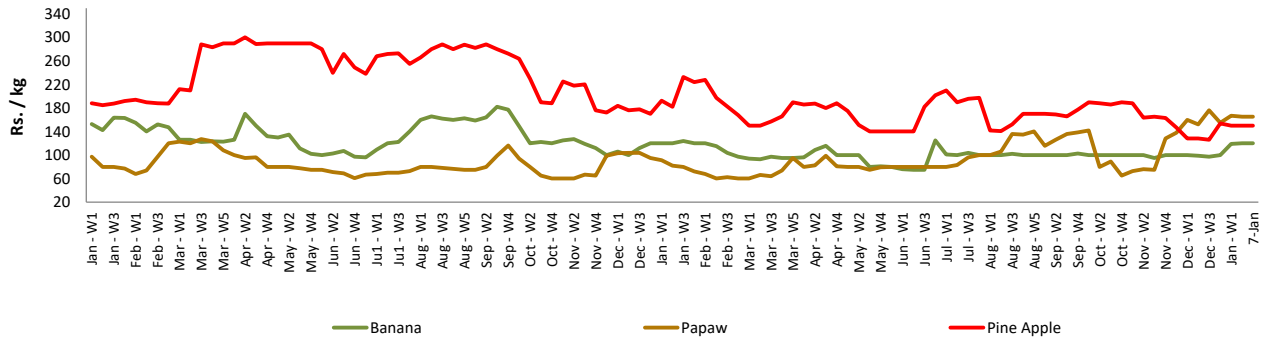
**Wholesale and Retail Prices of Selected Food Commodities - 2019-01-07**

**Fruits**

Item	Unit	Wholesale		Retail	
		Pettah			
		Previous Week	Today	Previous Week	Today
Banana (Sour)	Rs./Kg	67.00	65.00	119.00	120.00
Papaw	Rs./Kg	140.00	135.00	167.00	165.00
Pineapple	Rs./Kg	120.00	120.00	150.00	150.00
Apple (Imp)	Rs./Each			35.00	35.00
Orange (Imp)	Rs./Each			35.00	38.00

- Price increased by more than 5% compared to previous week average price.
- Price decreased by more than 5% compared to previous week average price.

**Retail - Pettah**



# Wholesale and Retail Prices of Selected Food Commodities - 2019-01-07

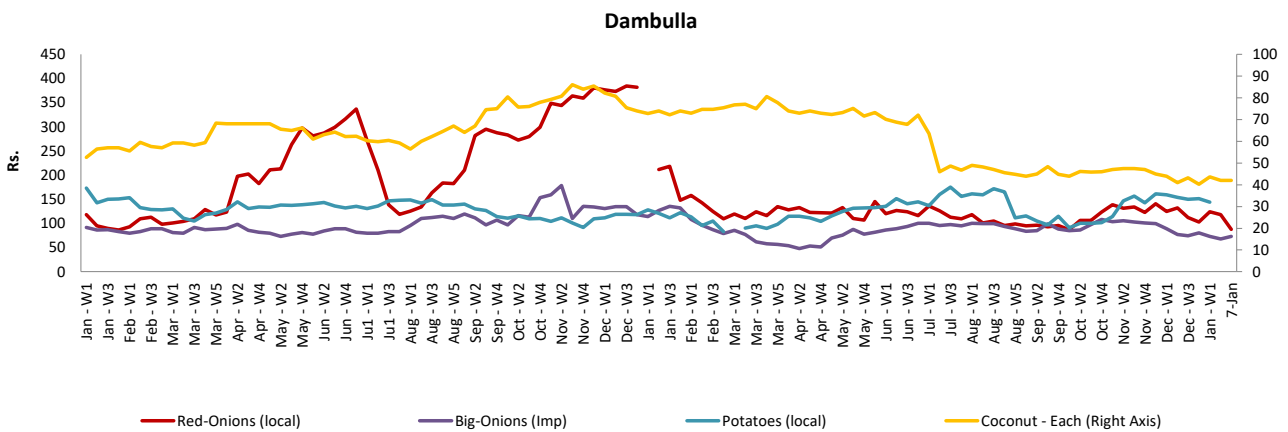
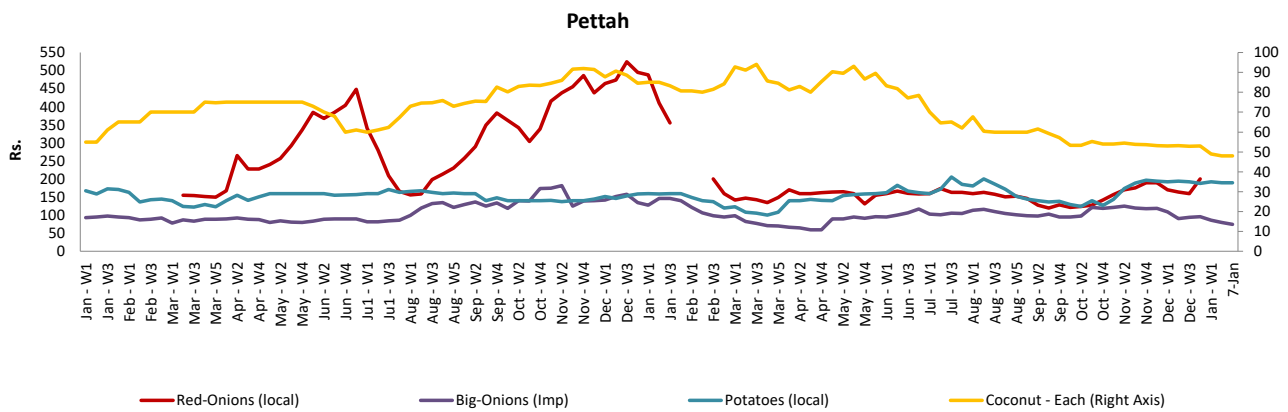
## Other

Item	Unit	Wholesale				Retail			
		Pettah		Dambulla		Pettah		Dambulla	
		Previous Week	Today	Previous Week	Today	Previous Week	Today	Previous Week	Today
Red-Onions (local)	Rs./Kg	n.a.	n.a.	113.00	68.00	n.a.	n.a.	124.00	88.00
Red-Onions (Imp)	Rs./Kg	120.00	120.00	127.00	118.00	151.00	150.00	137.00	128.00
Big-Onions (local)	Rs./Kg	n.a.	n.a.	n.a.	n.a.	n.a.	n.a.	n.a.	n.a.
Big-Onions (Imp)	Rs./Kg	64.00	58.00	63.00	53.00	87.00	75.00	73.00	73.00
Potatoes (local)	Rs./Kg	148.00	150.00	135.00	143.00	192.00	190.00	144.00	153.00
Potatoes (Imp)	Rs./Kg	73.00	55.00			89.00	75.00		
Dried Chillies (Imp)	Rs./Kg	280.00	280.00	268.00	278.00	330.00	330.00	278.00	288.00
Coconut	Rs./Nut	42.00	40.00	38.00	37.00	49.00	48.00	44.00	42.00
Coconut oil	Rs./Ltr	330.00	330.00			360.00	360.00		
Dhal	Rs./Kg	114.00	115.00			126.00	130.00		
Sugar	Rs./Kg	96.00	96.00			100.00	100.00		
Eggs	Rs./Each	19.00	19.00			20.00	20.00		
Katta	Rs./Kg	880.00	880.00			950.00	950.00		
Sprats	Rs./Kg	500.00	500.00			550.00	550.00		

Price increased by more than 5% compared to previous week average price.

Price decreased by more than 5% compared to previous week average price.

### Retail Prices



\* Prices of food commodities may vary due to quality and markets among other factors.