

Daily Price Report

A Summary of Price Developments - 02 January 2019



Vegetables

- Prices of most varieties of **vegetables decreased** in **Pettah** market while prices of **all vegetable** varieties showed a **decline** in **Dambulla** market reportedly due to **low demand** and **favourable supply**.



Fish

- Prices of most **fish** varieties **demonstrated mixed movements** in both **Peliyagoda** and **Negombo** markets.



Other

- Price of **imported Potatoes decreased** in **Pettah** market reportedly due to **lower demand**.
- Price of **imported Red Onions increased** in **Dambulla** market due to **unavailability of local varieties**.

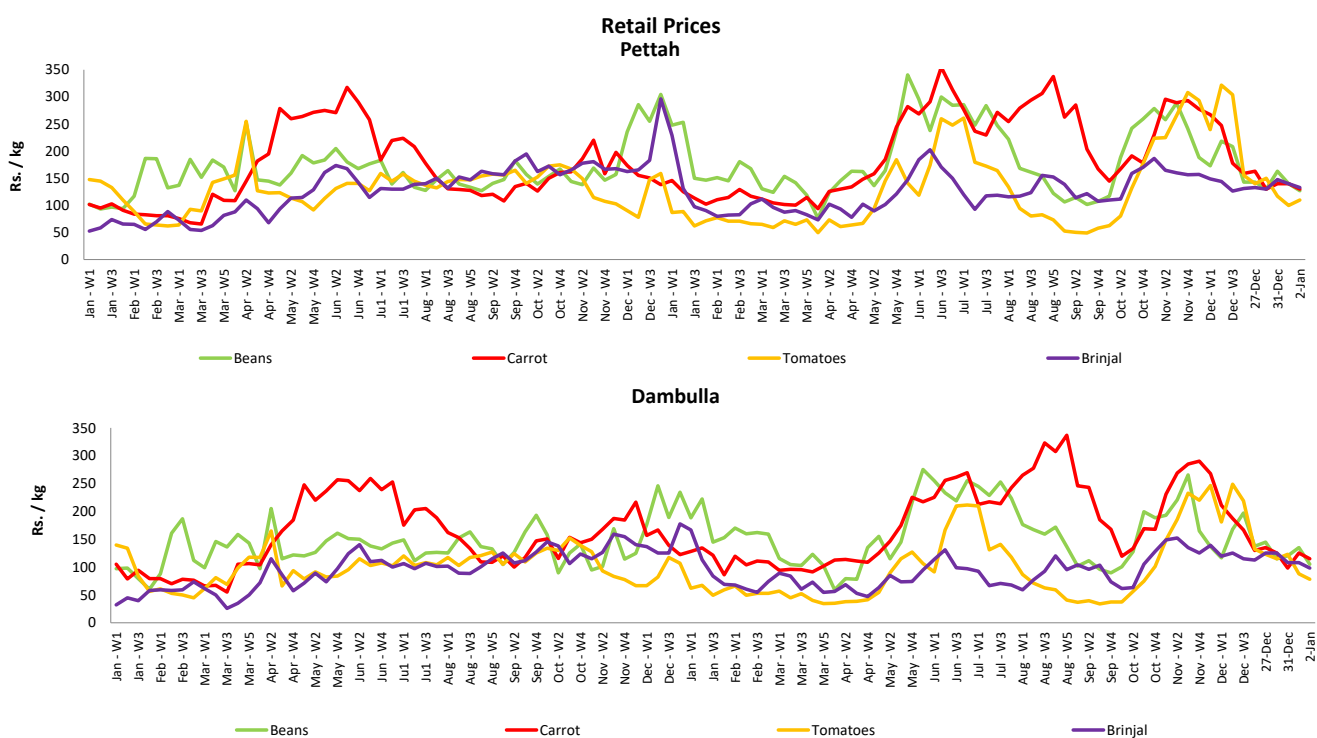


Wholesale and Retail Prices of Selected Food Commodities - 2019-01-02

Vegetables

Item	Unit	Wholesale				Retail			
		Pettah		Dambulla		Pettah		Dambulla	
		Previous Week	Today	Previous Week	Today	Previous Week	Today	Previous Week	Today
Beans	Rs./Kg	107.00	93.00	118.00	85.00	143.00	127.00	138.00	105.00
Carrot	Rs./Kg	125.00	103.00	110.00	95.00	159.00	130.00	130.00	115.00
Cabbage	Rs./Kg	87.00	80.00	82.00	73.00	131.00	110.00	102.00	93.00
Tomatoes	Rs./Kg	117.00	83.00	112.00	58.00	156.00	110.00	132.00	78.00
Brinjal	Rs./Kg	90.00	98.00	93.00	78.00	131.00	133.00	113.00	98.00
Pumpkin	Rs./Kg	32.00	25.00	22.00	17.00	62.00	43.00	42.00	37.00
Snake gourd	Rs./Kg	69.00	57.00	57.00	48.00	101.00	83.00	77.00	68.00

- Price increased by more than 5% compared to previous week average price.
- Price decreased by more than 5% compared to previous week average price.



Wholesale and Retail Prices of Selected Food Commodities - 2019-01-02

Rice

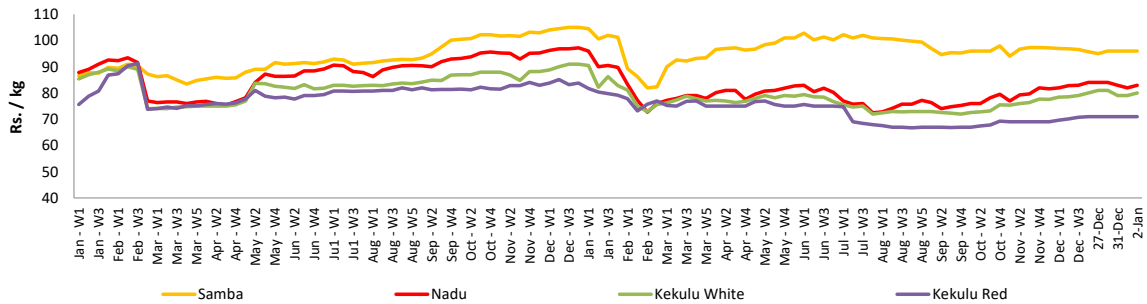
Item	Unit	Wholesale				Retail	
		Maradaghamula		Pettah		Pettah	
		Previous Week	Today	Previous Week	Today	Previous Week	Today
Samba	Rs./Kg	96.00	96.00	99.00	100.00	109.00	110.00
Nadu	Rs./Kg	84.00	83.00	82.00	83.00	90.00	90.00
Kekulu White	Rs./Kg	80.00	80.00	82.00	83.00	90.00	90.00
Kekulu Red	Rs./Kg	71.00	71.00	72.00	72.00	82.00	86.00

Price increased by more than 5% compared to previous week average price.

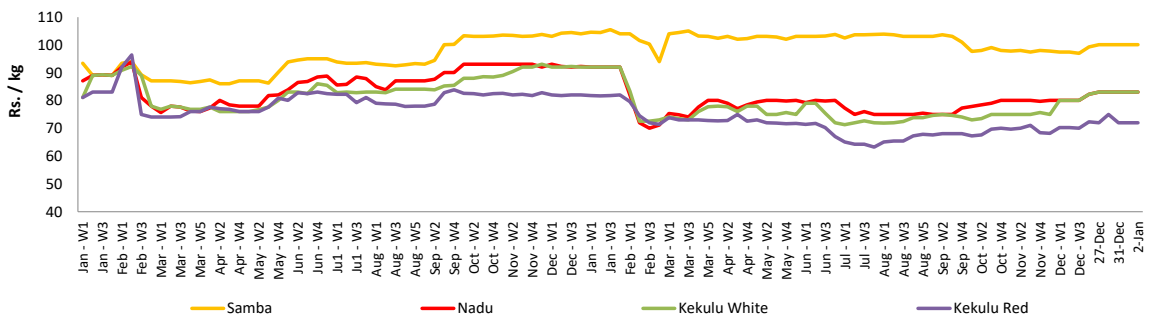
Price decreased by more than 5% compared to previous week average price.

Wholesale Prices

Marandaghamula

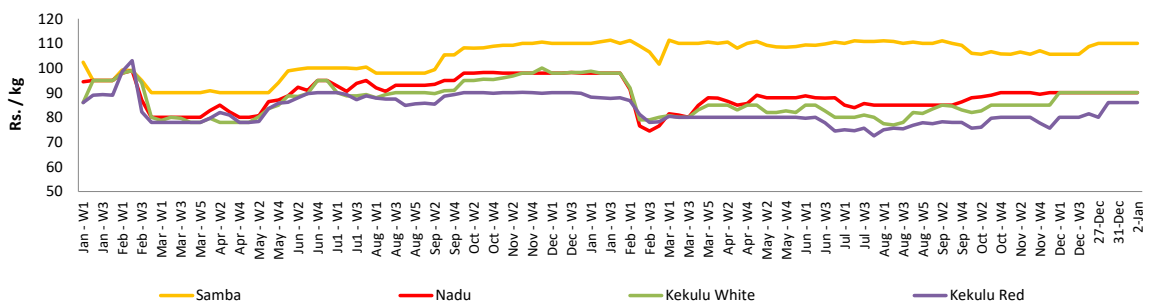


Pettah



Retail Prices

Pettah



Wholesale and Retail Prices of Selected Food Commodities - 2019-01-02

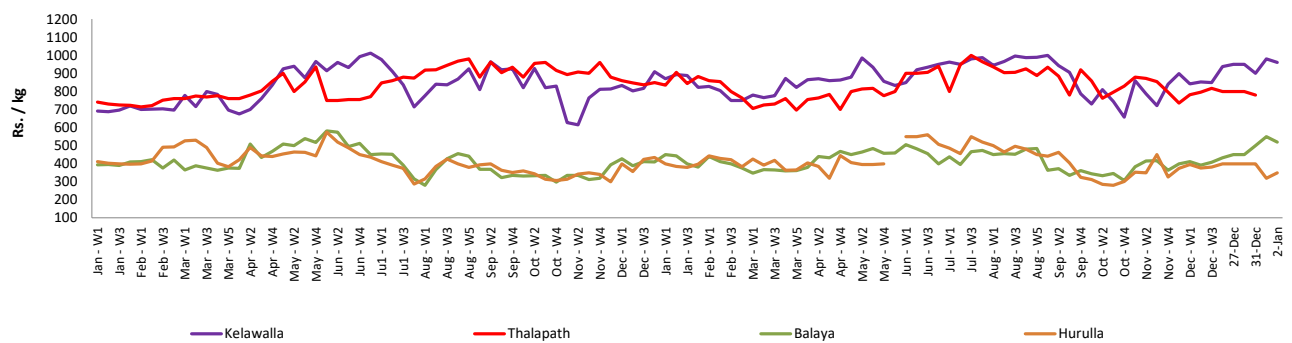
Fish

Item	Unit	Wholesale				Retail			
		Peliyagoda		Negombo		Peliyagoda		Negombo	
		Previous Week	Today	Previous Week	Today	Previous Week	Today	Previous Week	Today
Kelawalla	Rs./Kg	588.00	580.00	575.00	600.00	938.00	960.00	775.00	800.00
Thalapath	Rs./Kg	650.00	650.00	713.00	650.00	800.00	800.00	933.00	880.00
Balaya	Rs./Kg	333.00	420.00	327.00	330.00	433.00	520.00	540.00	520.00
Paraw	Rs./Kg	533.00	600.00	617.00	600.00	833.00	900.00	917.00	870.00
Salaya	Rs./Kg	173.00	150.00	147.00	n.a.	210.00	200.00	227.00	n.a.
Hurulla	Rs./Kg	300.00	250.00	343.00	280.00	400.00	350.00	463.00	380.00

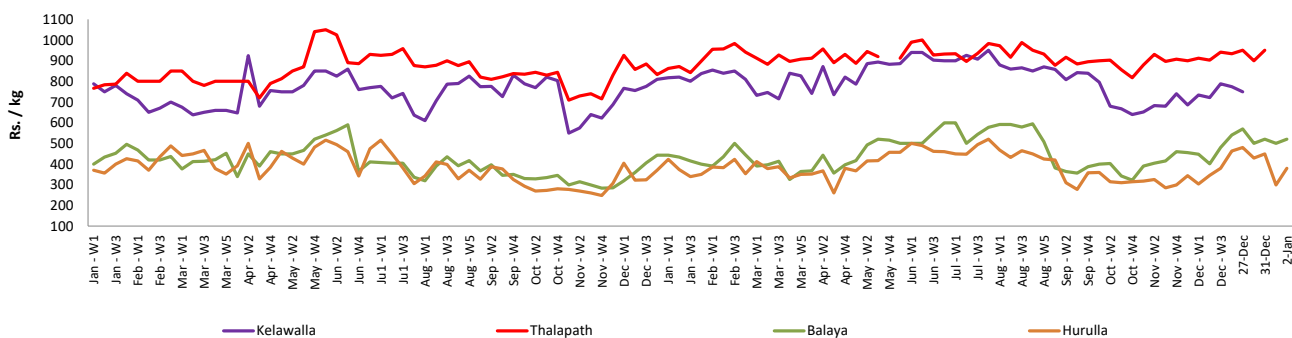
- Price increased by more than 5% compared to previous week average price.
- Price decreased by more than 5% compared to previous week average price.

Retail Prices

Peliyagoda



Negombo



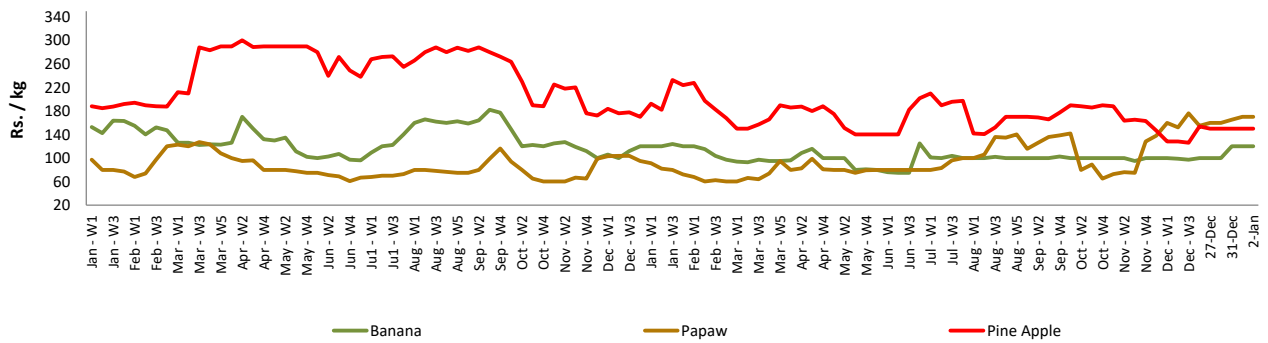
Wholesale and Retail Prices of Selected Food Commodities - 2019-01-02

Fruits

Item	Unit	Wholesale		Retail	
		Pettah			
		Previous Week	Today	Previous Week	Today
Banana (Sour)	Rs./Kg	63.00	65.00	100.00	120.00
Papaw	Rs./Kg	140.00	140.00	155.00	170.00
Pineapple	Rs./Kg	108.00	120.00	154.00	150.00
Apple (Imp)	Rs./Each			35.00	35.00
Orange (Imp)	Rs./Each			35.00	35.00

- Price increased by more than 5% compared to previous week average price.
- Price decreased by more than 5% compared to previous week average price.

Retail - Pettah



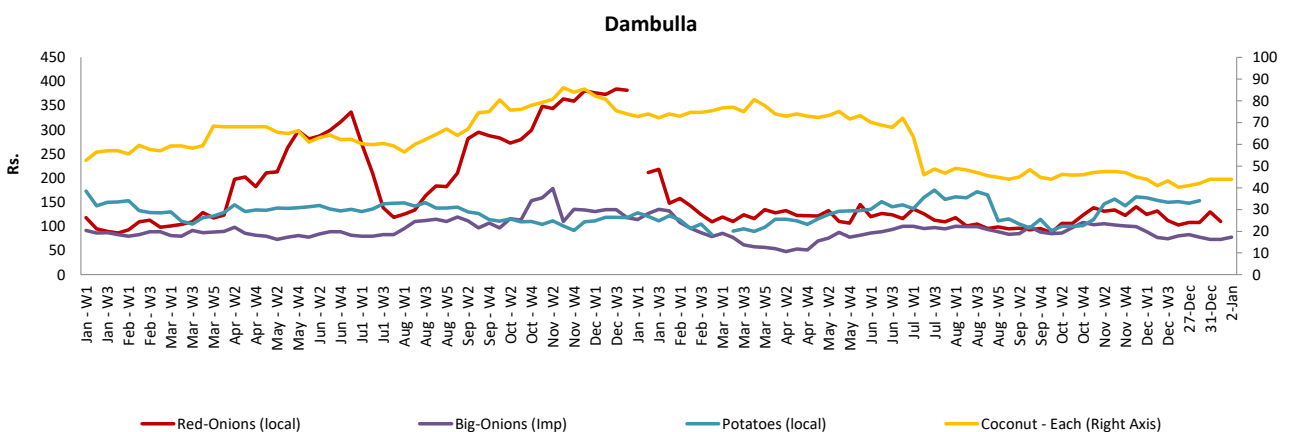
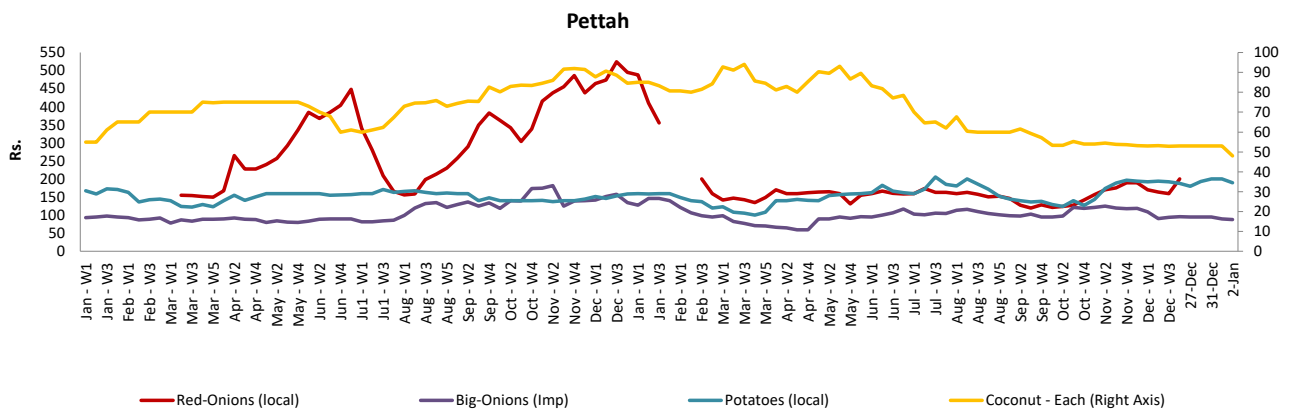
Wholesale and Retail Prices of Selected Food Commodities - 2019-01-02

Other

Item	Unit	Wholesale				Retail			
		Pettah		Dambulla		Pettah		Dambulla	
		Previous Week	Today	Previous Week	Today	Previous Week	Today	Previous Week	Today
Red-Onions (local)	Rs./Kg	125.00	n.a.	92.00	n.a.	200.00	n.a.	103.00	n.a.
Red-Onions (Imp)	Rs./Kg	123.00	120.00	116.00	138.00	155.00	150.00	127.00	148.00
Big-Onions (local)	Rs./Kg	n.a.	n.a.	n.a.	n.a.	n.a.	n.a.	n.a.	n.a.
Big-Onions (Imp)	Rs./Kg	73.00	65.00	70.00	68.00	96.00	88.00	81.00	78.00
Potatoes (local)	Rs./Kg	146.00	150.00	141.00	n.a.	188.00	190.00	151.00	n.a.
Potatoes (Imp)	Rs./Kg	92.00	70.00			116.00	80.00		
Dried Chillies (Imp)	Rs./Kg	282.00	280.00	276.00	268.00	333.00	330.00	284.00	278.00
Coconut	Rs./Nut	44.00	40.00	35.00	38.00	53.00	48.00	40.00	44.00
Coconut oil	Rs./Ltr	335.00	330.00			365.00	360.00		
Dhal	Rs./Kg	111.00	115.00			120.00	130.00		
Sugar	Rs./Kg	96.00	96.00			100.00	100.00		
Eggs	Rs./Each	19.00	19.00			20.00	20.00		
Katta	Rs./Kg	880.00	880.00			950.00	950.00		
Sprats	Rs./Kg	500.00	500.00			550.00	550.00		

- Price increased by more than 5% compared to previous week average price.
- Price decreased by more than 5% compared to previous week average price.

Retail Prices



* Prices of food commodities may vary due to quality and markets among other factors.