

Daily Price Report

A Summary of Price Developments - 11 December 2018



Vegetables

- Prices of **vegetable** varieties **demonstrated mixed movements in both Pettah and Dambulla** markets.
- Price of Tomatoes increased significantly in both markets due to **low supply** from **Balangoda** area.



Fruits

- Wholesale price of **Banana (Sour)** **decreased** in **Pettah** market due to **favourable supply** from **Embilipitiya** area.



Other

- Price of **imported Potatoes** **increased** in **Pettah** market due to **low supply** from **India**.



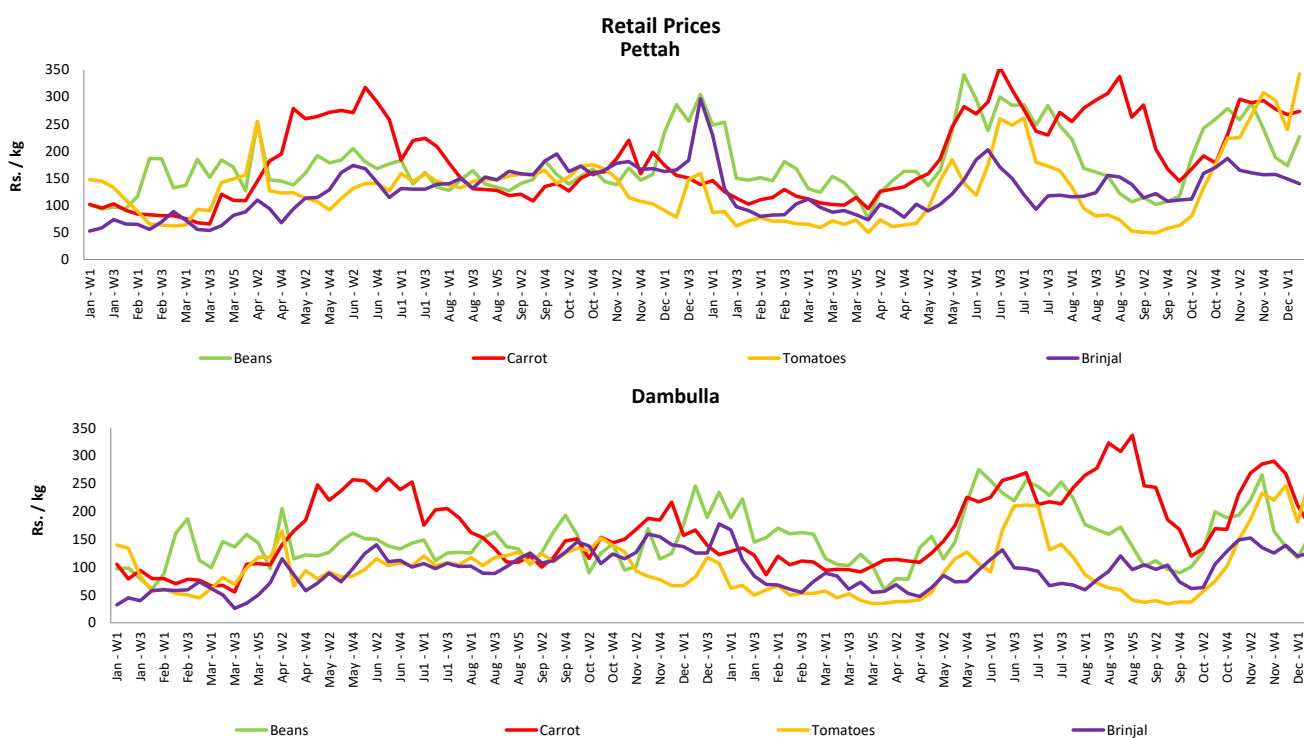
Statistics Department
Central Bank of Sri Lanka

Wholesale and Retail Prices of Selected Food Commodities - 2018-12-11

Vegetables

Item	Unit	Wholesale				Retail			
		Pettah		Dambulla		Pettah		Dambulla	
		Previous Week	Today	Previous Week	Today	Previous Week	Today	Previous Week	Today
Beans	Rs./Kg	139.00	187.00	97.00	135.00	173.00	227.00	117.00	155.00
Carrot	Rs./Kg	224.00	233.00	190.00	155.00	267.00	273.00	211.00	175.00
Cabbage	Rs./Kg	94.00	107.00	78.00	75.00	141.00	153.00	96.00	95.00
Tomatoes	Rs./Kg	197.00	303.00	161.00	235.00	240.00	343.00	181.00	255.00
Brinjal	Rs./Kg	113.00	100.00	100.00	105.00	149.00	140.00	120.00	125.00
Pumpkin	Rs./Kg	45.00	35.00	45.00	43.00	71.00	65.00	65.00	63.00
Snake gourd	Rs./Kg	85.00	80.00	75.00	65.00	118.00	113.00	95.00	85.00

- Price increased by more than 5% compared to previous week average price.
- Price decreased by more than 5% compared to previous week average price.



Wholesale and Retail Prices of Selected Food Commodities - 2018-12-11

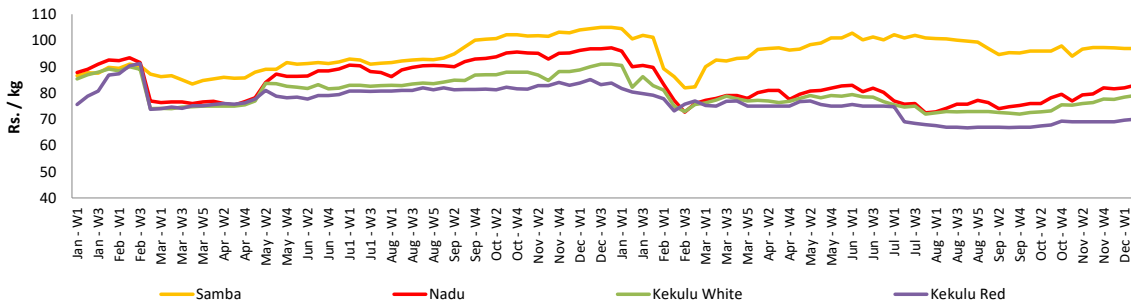
Rice

Item	Unit	Wholesale				Retail	
		Maradagahamula		Pettah		Pettah	
		Previous Week	Today	Previous Week	Today	Previous Week	Today
Samba	Rs./Kg	97.00	97.00	97.00	97.00	106.00	105.00
Nadu	Rs./Kg	82.00	83.00	80.00	80.00	90.00	90.00
Kekulu White	Rs./Kg	78.00	79.00	80.00	80.00	90.00	90.00
Kekulu Red	Rs./Kg	70.00	70.00	70.00	70.00	80.00	80.00

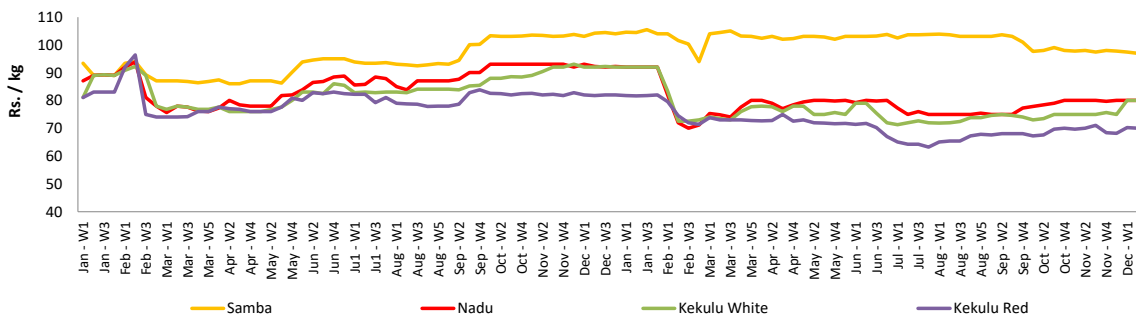
- Price increased by more than 5% compared to previous week average price.
- Price decreased by more than 5% compared to previous week average price.

Wholesale Prices

Marandagahamula

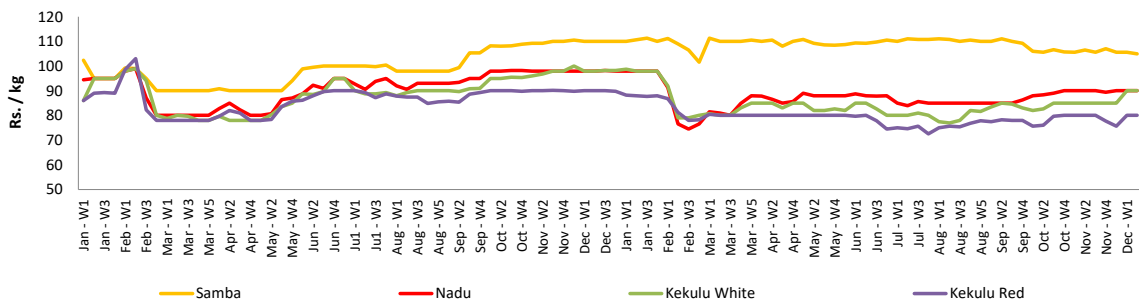


Pettah



Retail Prices

Pettah



Wholesale and Retail Prices of Selected Food Commodities - 2018-12-11

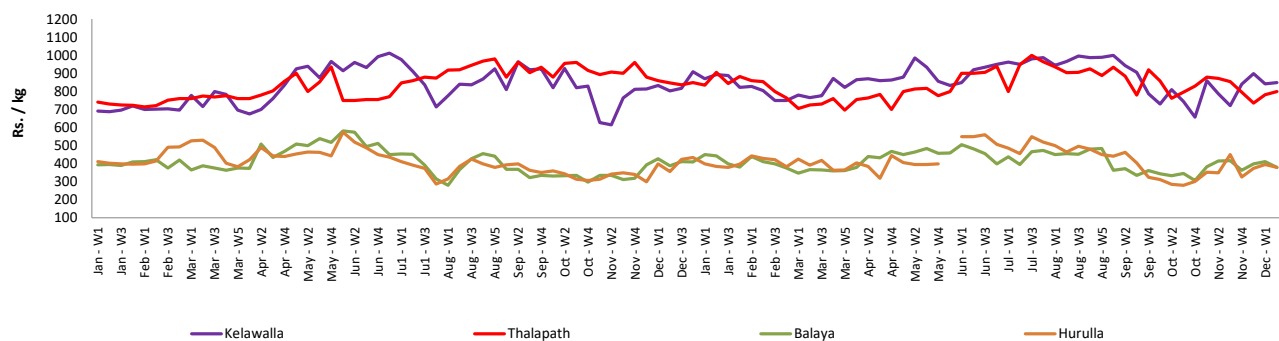
Fish

Item	Unit	Wholesale				Retail			
		Peliyagoda		Negombo		Peliyagoda		Negombo	
		Previous Week	Today	Previous Week	Today	Previous Week	Today	Previous Week	Today
Kelawalla	Rs./Kg	483.00	500.00	496.00	520.00	843.00	850.00	734.00	720.00
Thalapath	Rs./Kg	624.00	650.00	696.00	700.00	782.00	800.00	912.00	900.00
Balaya	Rs./Kg	313.00	280.00	288.00	280.00	413.00	380.00	448.00	420.00
Paraw	Rs./Kg	560.00	550.00	513.00	530.00	890.00	850.00	743.00	780.00
Salaya	Rs./Kg	152.00	120.00	112.00	130.00	192.00	150.00	168.00	200.00
Hurulla	Rs./Kg	296.00	280.00	218.00	240.00	396.00	380.00	304.00	340.00

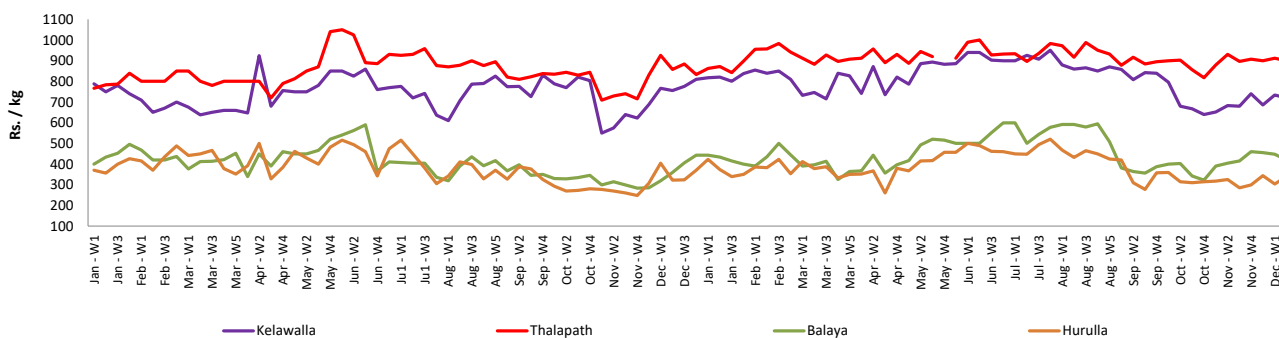
- Price increased by more than 5% compared to previous week average price.
- Price decreased by more than 5% compared to previous week average price.

Retail Prices

Peliyagoda



Negombo



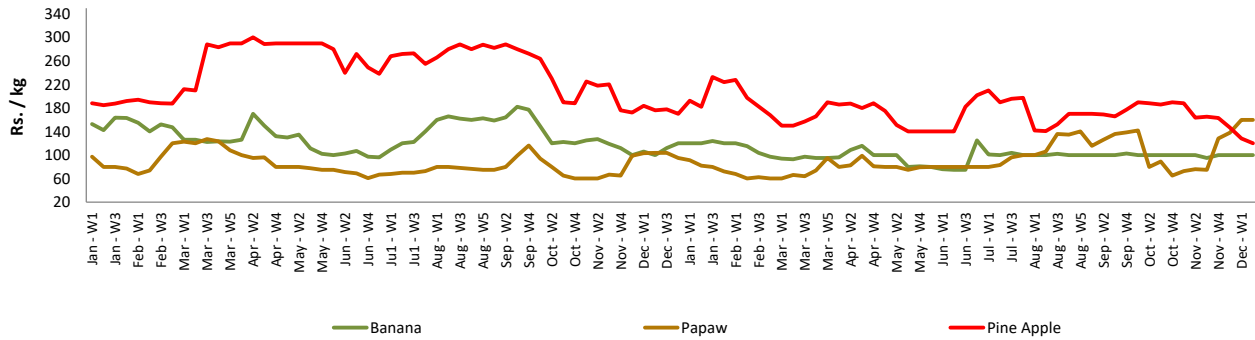
Wholesale and Retail Prices of Selected Food Commodities - 2018-12-11

Fruits

Item	Unit	Wholesale		Retail	
		Pettah			
		Previous Week	Today	Previous Week	Today
Banana (Sour)	Rs./Kg	60.00	50.00	100.00	100.00
Papaw	Rs./Kg	119.00	120.00	160.00	160.00
Pineapple	Rs./Kg	87.00	80.00	128.00	120.00
Apple (Imp)	Rs./Each			40.00	40.00
Orange (Imp)	Rs./Each			40.00	40.00

- Price increased by more than 5% compared to previous week average price.
- Price decreased by more than 5% compared to previous week average price.

Retail - Pettah



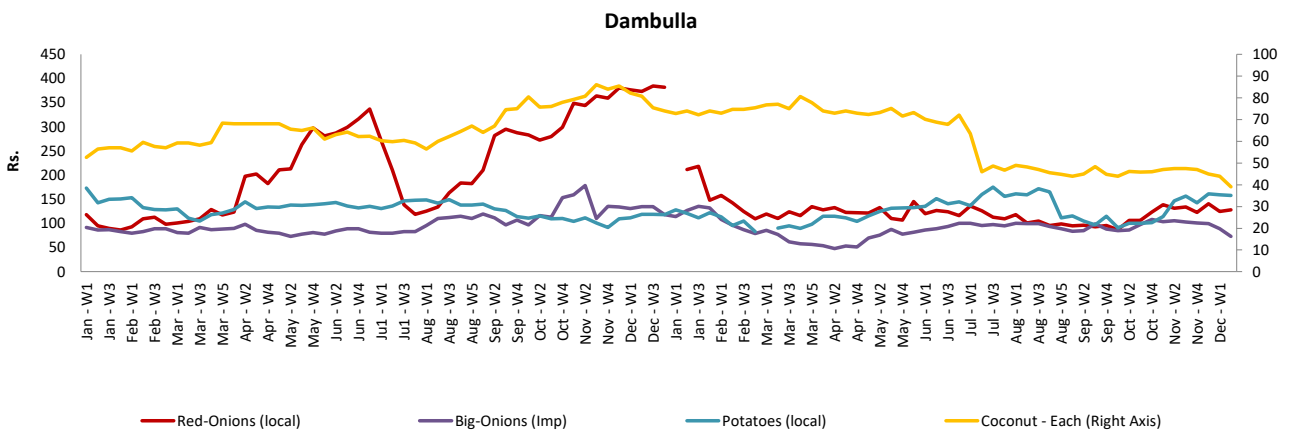
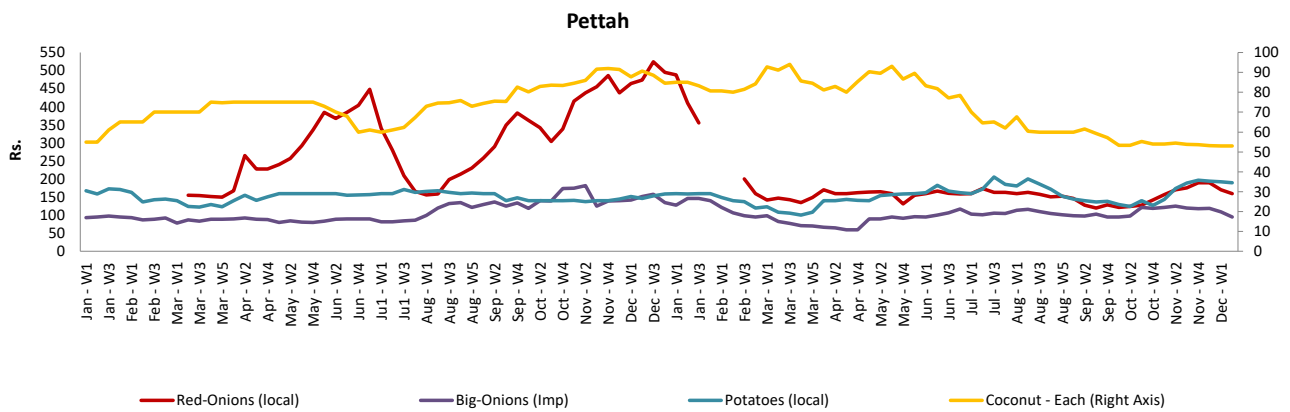
Wholesale and Retail Prices of Selected Food Commodities - 2018-12-11

Other

Item	Unit	Wholesale				Retail			
		Pettah		Dambulla		Pettah		Dambulla	
		Previous Week	Today	Previous Week	Today	Previous Week	Today	Previous Week	Today
Red-Onions (local)	Rs./Kg	139.00	130.00	114.00	118.00	170.00	160.00	125.00	128.00
Red-Onions (Imp)	Rs./Kg	n.a.	140.00	148.00	138.00	n.a.	180.00	158.00	148.00
Big-Onions (local)	Rs./Kg	n.a.	n.a.	81.00	n.a.	n.a.	n.a.	92.00	n.a.
Big-Onions (Imp)	Rs./Kg	84.00	68.00	78.00	63.00	109.00	95.00	89.00	73.00
Potatoes (local)	Rs./Kg	148.00	145.00	149.00	148.00	193.00	190.00	159.00	158.00
Potatoes (Imp)	Rs./Kg	72.00	90.00			97.00	110.00		
Dried Chillies (Imp)	Rs./Kg	289.00	290.00	278.00	278.00	338.00	340.00	288.00	288.00
Coconut	Rs./Nut	44.00	43.00	38.00	33.00	53.00	53.00	44.00	39.00
Coconut oil	Rs./Ltr	350.00	350.00			380.00	380.00		
Dhal	Rs./Kg	110.00	110.00			120.00	120.00		
Sugar	Rs./Kg	96.00	96.00			100.00	100.00		
Eggs	Rs./Each	16.60	18.00			17.60	19.00		
Katta	Rs./Kg	880.00	880.00			950.00	950.00		
Sprats	Rs./Kg	500.00	500.00			550.00	550.00		

- Price increased by more than 5% compared to previous week average price.
- Price decreased by more than 5% compared to previous week average price.

Retail Prices



* Prices of food commodities may vary due to quality and markets among other factors.