

# Daily Price Report

---

A Summary of Price Developments - 10 December 2018

---



## Vegetables

- Prices of **vegetable** varieties **demonstrated mixed movements in both Pettah and Dambulla** markets.
- Price of Tomatoes increased significantly in both markets due to **low supply** from **Balangoda** area.



## Fish

- Prices of most **fish** varieties **decreased** in both **Peliyagoda** and **Negombo** markets due to **favourable supply** from **Southern** and **North Western coastal** areas.



## Other

- Price of **imported Potatoes increased** in **Pettah** market due to **low supply** from **India**.

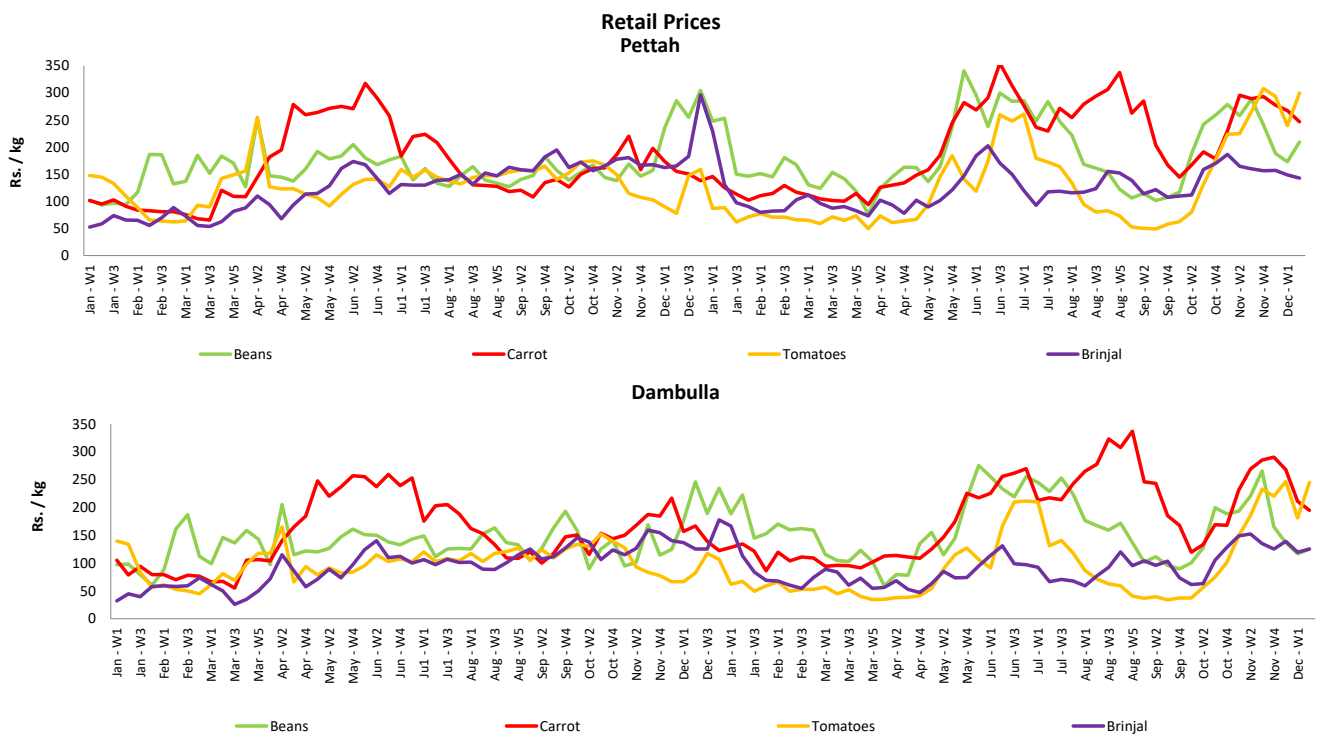


## Wholesale and Retail Prices of Selected Food Commodities - 2018-12-10

### Vegetables

Item	Unit	Wholesale				Retail			
		Pettah		Dambulla		Pettah		Dambulla	
		Previous Week	Today	Previous Week	Today	Previous Week	Today	Previous Week	Today
Beans	Rs./Kg	139.00	177.00	97.00	105.00	173.00	210.00	117.00	125.00
Carrot	Rs./Kg	224.00	217.00	190.00	175.00	267.00	247.00	211.00	195.00
Cabbage	Rs./Kg	94.00	87.00	78.00	85.00	141.00	127.00	96.00	105.00
Tomatoes	Rs./Kg	197.00	250.00	161.00	225.00	240.00	300.00	181.00	245.00
Brinjal	Rs./Kg	113.00	103.00	100.00	105.00	149.00	143.00	120.00	125.00
Pumpkin	Rs./Kg	45.00	37.00	45.00	43.00	71.00	60.00	65.00	63.00
Snake gourd	Rs./Kg	85.00	100.00	75.00	55.00	118.00	127.00	95.00	75.00

- Price increased by more than 5% compared to previous week average price.
- Price decreased by more than 5% compared to previous week average price.



## Wholesale and Retail Prices of Selected Food Commodities - 2018-12-10

### Rice

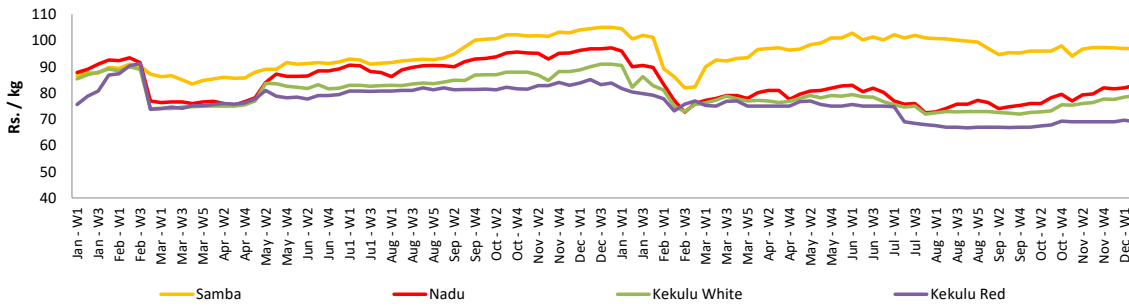
Item	Unit	Wholesale				Retail	
		Maradagahamula		Pettah		Pettah	
		Previous Week	Today	Previous Week	Today	Previous Week	Today
Samba	Rs./Kg	97.00	97.00	97.00	97.00	106.00	105.00
Nadu	Rs./Kg	82.00	83.00	80.00	80.00	90.00	90.00
Kekulu White	Rs./Kg	78.00	79.00	80.00	80.00	90.00	90.00
Kekulu Red	Rs./Kg	70.00	69.00	70.00	70.00	80.00	80.00

Price increased by more than 5% compared to previous week average price.

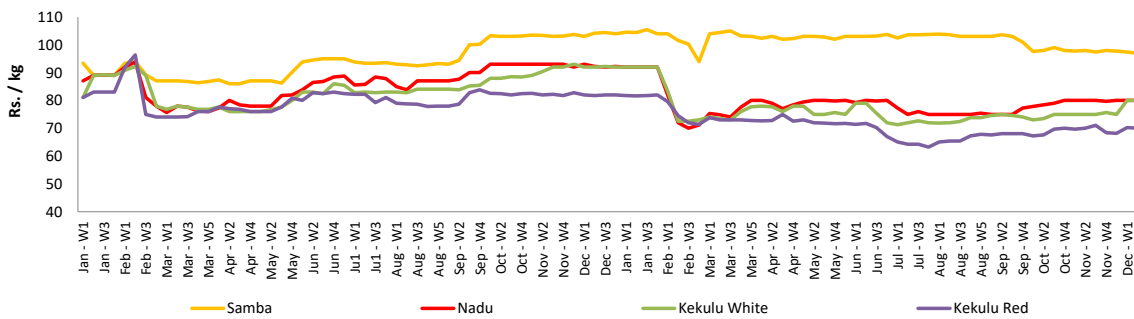
Price decreased by more than 5% compared to previous week average price.

### Wholesale Prices

#### Marandagahamula

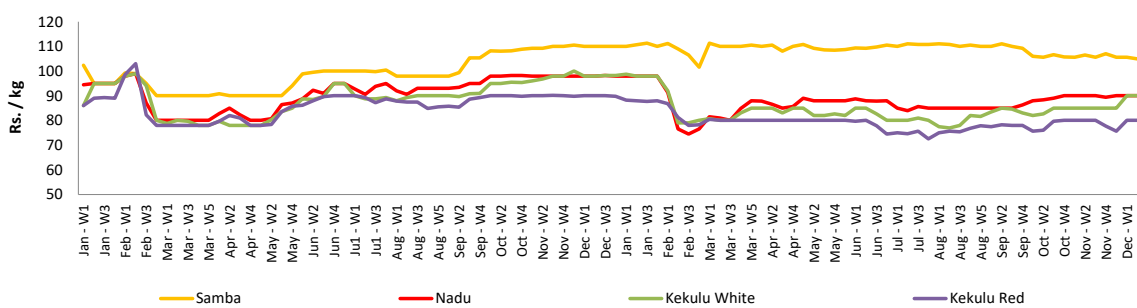


#### Pettah



### Retail Prices

#### Pettah



## Wholesale and Retail Prices of Selected Food Commodities - 2018-12-10

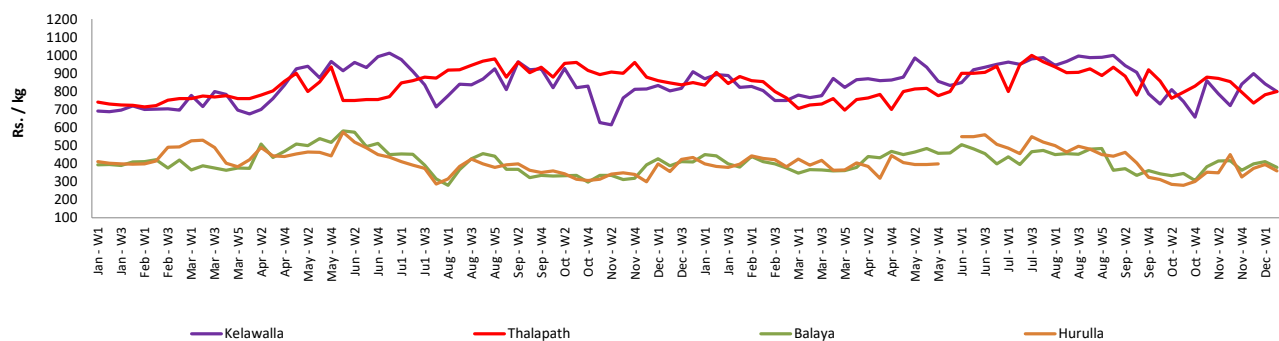
### Fish

Item	Unit	Wholesale				Retail			
		Peliyagoda		Negombo		Peliyagoda		Negombo	
		Previous Week	Today	Previous Week	Today	Previous Week	Today	Previous Week	Today
Kelawalla	Rs./Kg	483.00	450.00	496.00	480.00	843.00	800.00	734.00	700.00
Thalapath	Rs./Kg	624.00	630.00	696.00	680.00	782.00	800.00	912.00	900.00
Balaya	Rs./Kg	313.00	280.00	288.00	270.00	413.00	380.00	448.00	400.00
Paraw	Rs./Kg	560.00	550.00	513.00	500.00	890.00	850.00	743.00	750.00
Salaya	Rs./Kg	152.00	120.00	112.00	100.00	192.00	150.00	168.00	160.00
Hurulla	Rs./Kg	296.00	260.00	218.00	220.00	396.00	360.00	304.00	320.00

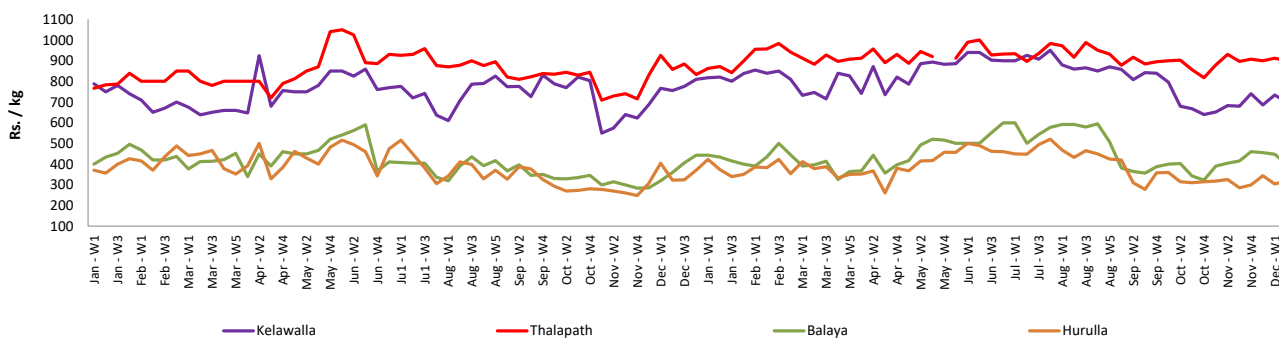
- Price increased by more than 5% compared to previous week average price.
- Price decreased by more than 5% compared to previous week average price.

### Retail Prices

#### Peliyagoda



#### Negombo



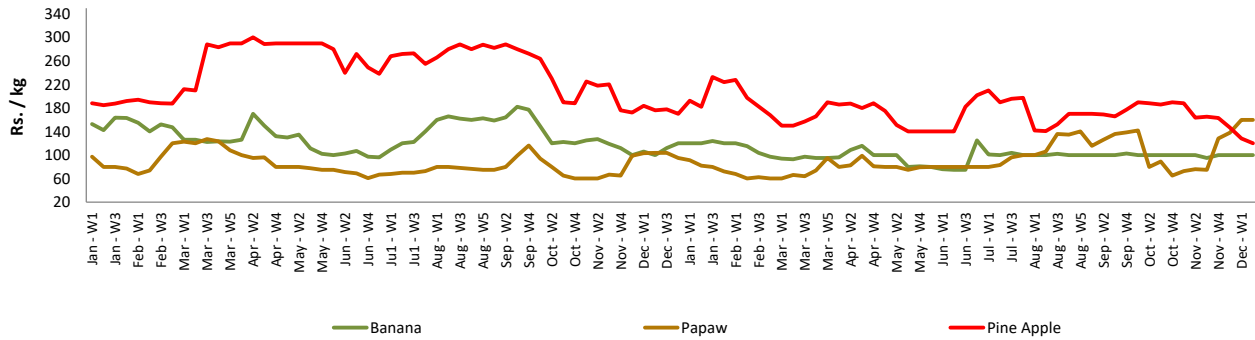
## Wholesale and Retail Prices of Selected Food Commodities - 2018-12-10

### Fruits

Item	Unit	Wholesale		Retail	
		Pettah			
		Previous Week	Today	Previous Week	Today
Banana (Sour)	Rs./Kg	60.00	60.00	100.00	100.00
Papaw	Rs./Kg	119.00	120.00	160.00	160.00
Pineapple	Rs./Kg	87.00	80.00	128.00	120.00
Apple (Imp)	Rs./Each			40.00	40.00
Orange (Imp)	Rs./Each			40.00	40.00

- Price increased by more than 5% compared to previous week average price.
- Price decreased by more than 5% compared to previous week average price.

Retail - Pettah



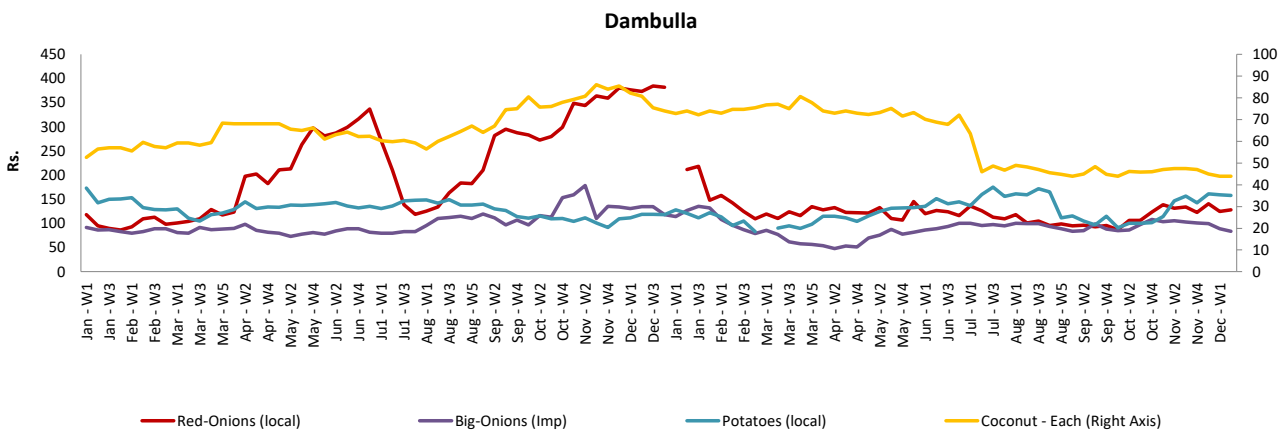
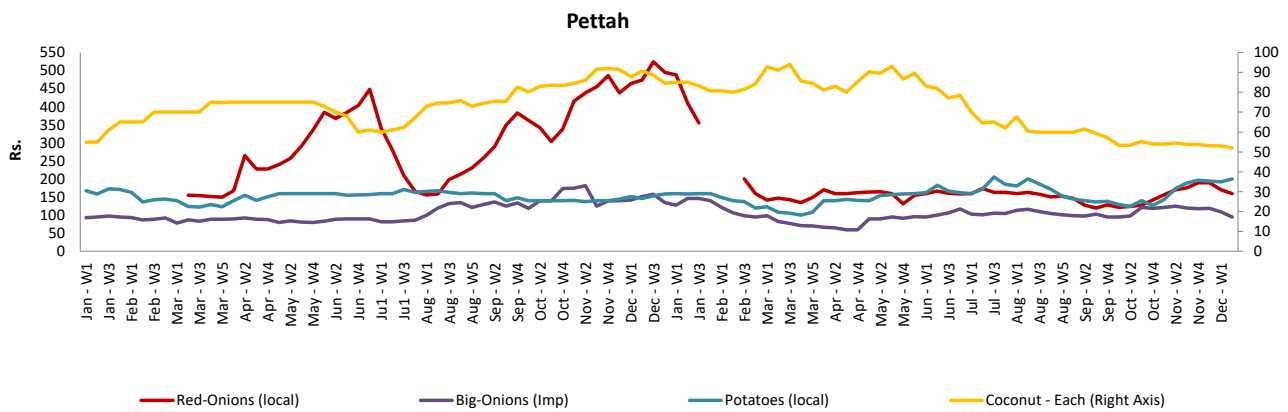
# Wholesale and Retail Prices of Selected Food Commodities - 2018-12-10

## Other

Item	Unit	Wholesale				Retail			
		Pettah		Dambulla		Pettah		Dambulla	
		Previous Week	Today	Previous Week	Today	Previous Week	Today	Previous Week	Today
Red-Onions (local)	Rs./Kg	139.00	130.00	114.00	118.00	170.00	160.00	125.00	128.00
Red-Onions (Imp)	Rs./Kg	n.a.	140.00	148.00	143.00	n.a.	180.00	158.00	165.00
Big-Onions (local)	Rs./Kg	n.a.	n.a.	81.00	n.a.	n.a.	n.a.	92.00	n.a.
Big-Onions (Imp)	Rs./Kg	84.00	68.00	78.00	74.00	109.00	95.00	89.00	84.00
Potatoes (local)	Rs./Kg	148.00	150.00	149.00	148.00	193.00	200.00	159.00	158.00
Potatoes (Imp)	Rs./Kg	72.00	90.00			97.00	110.00		
Dried Chillies (Imp)	Rs./Kg	289.00	290.00	278.00	278.00	338.00	340.00	288.00	288.00
Coconut	Rs./Nut	44.00	43.00	38.00	38.00	53.00	52.00	44.00	44.00
Coconut oil	Rs./Ltr	350.00	350.00			380.00	380.00		
Dhal	Rs./Kg	110.00	110.00			120.00	120.00		
Sugar	Rs./Kg	96.00	96.00			100.00	100.00		
Eggs	Rs./Each	16.60	18.00			17.60	19.00		
Katta	Rs./Kg	880.00	880.00			950.00	950.00		
Sprats	Rs./Kg	500.00	500.00			550.00	550.00		

- Price increased by more than 5% compared to previous week average price.
- Price decreased by more than 5% compared to previous week average price.

### Retail Prices



\* Prices of food commodities may vary due to quality and markets among other factors.