

Daily Price Report

A Summary of Price Developments - 07 December 2018



Vegetables

- Prices of most **vegetable** varieties **continued to decrease further in both Pettah and Dambulla** markets due to **favourable supply** from **Badulla, Bandarawela and Embilipitiya** areas.



Fruits

- Price of **Pineapple decreased further** in **Pettah** market due to **favourable supply** from **Gampaha** district.
- Price of **Papaw remained at high levels** due to **low supply** from **Vavuniya** area.



Other

- Price of **Coconut decreased** in **Dambulla** market due to **favourable supply** from **Kurunegala** district.



Statistics Department
Central Bank of Sri Lanka

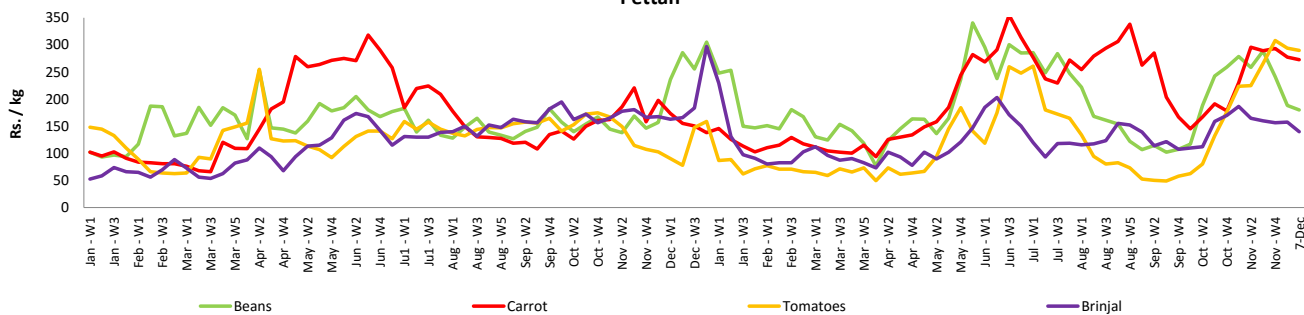
Wholesale and Retail Prices of Selected Food Commodities - 2018-12-07

Vegetables

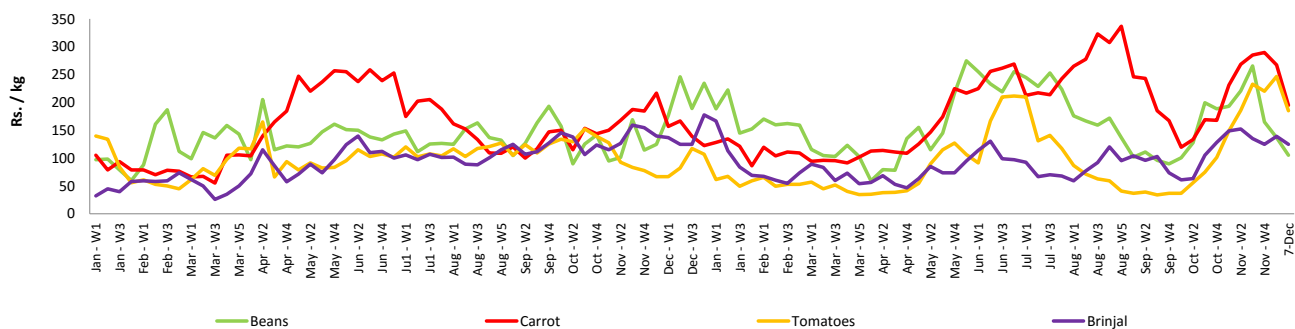
Item	Unit	Wholesale				Retail			
		Pettah		Dambulla		Pettah		Dambulla	
		Previous Week	Today	Previous Week	Today	Previous Week	Today	Previous Week	Today
Beans	Rs./Kg	148.00	146.00	117.00	85.00	189.00	180.00	137.00	105.00
Carrot	Rs./Kg	227.00	217.00	250.00	175.00	278.00	273.00	268.00	195.00
Cabbage	Rs./Kg	112.00	92.00	91.00	75.00	160.00	150.00	109.00	95.00
Tomatoes	Rs./Kg	248.00	247.00	227.00	165.00	294.00	290.00	247.00	185.00
Brinjal	Rs./Kg	123.00	108.00	119.00	105.00	157.00	140.00	139.00	125.00
Pumpkin	Rs./Kg	46.00	52.00	46.00	41.00	72.00	73.00	66.00	63.00
Snake gourd	Rs./Kg	118.00	73.00	97.00	63.00	156.00	120.00	117.00	83.00

- Price increased by more than 5% compared to previous week average price.
- Price decreased by more than 5% compared to previous week average price.

Retail Prices Pettah



Dambulla



Wholesale and Retail Prices of Selected Food Commodities - 2018-12-07

Rice

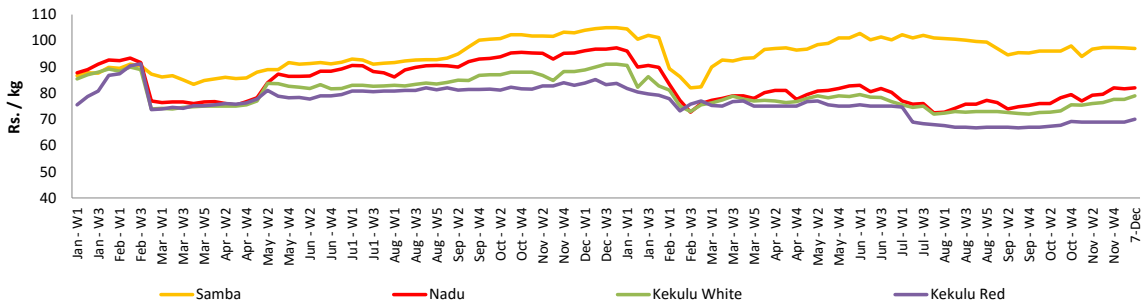
Item	Unit	Wholesale				Retail	
		Maradaghamula		Pettah		Pettah	
		Previous Week	Today	Previous Week	Today	Previous Week	Today
Samba	Rs./Kg	97.00	97.00	98.00	99.00	106.00	108.00
Nadu	Rs./Kg	82.00	82.00	80.00	80.00	90.00	90.00
Kekulu White	Rs./Kg	78.00	79.00	75.00	80.00	85.00	90.00
Kekulu Red	Rs./Kg	69.00	70.00	68.00	71.00	76.00	80.00

Price increased by more than 5% compared to previous week average price.

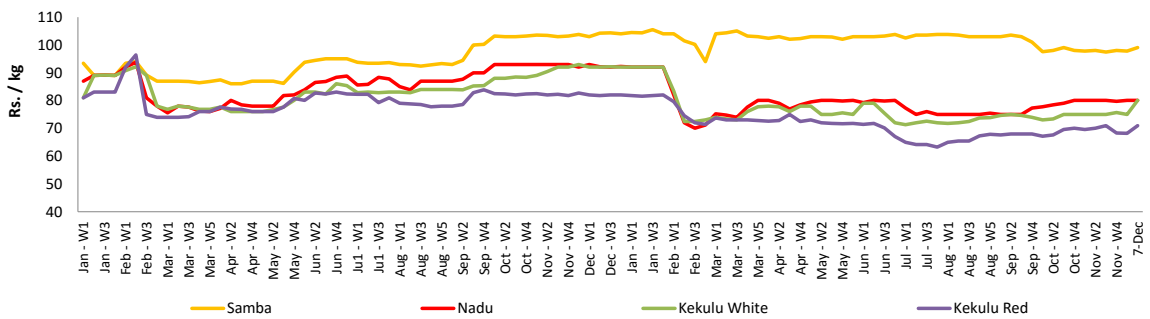
Price decreased by more than 5% compared to previous week average price.

Wholesale Prices

Marandaghamula

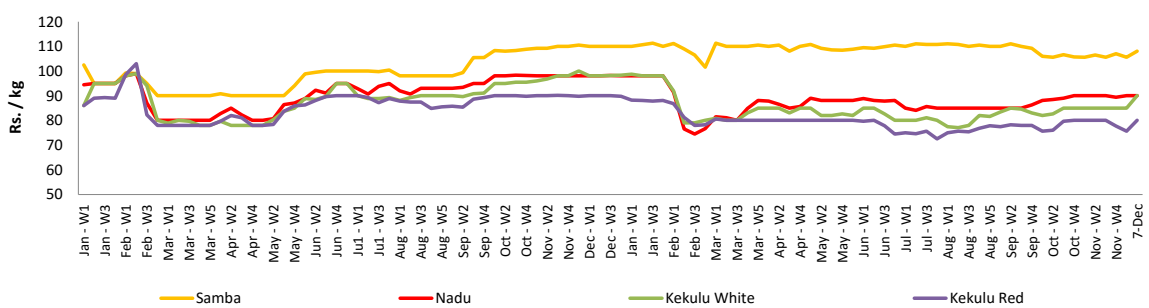


Pettah



Retail Prices

Pettah



Wholesale and Retail Prices of Selected Food Commodities - 2018-12-07

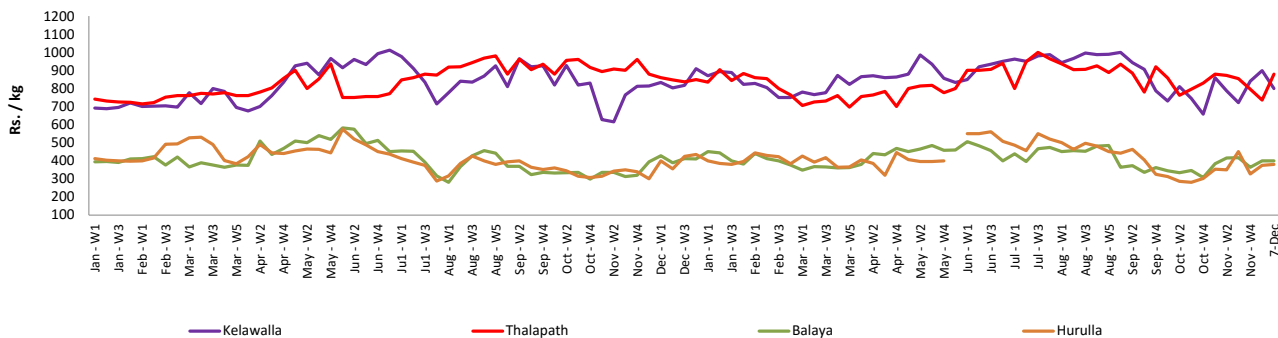
Fish

Item	Unit	Wholesale				Retail			
		Peliyagoda		Negombo		Peliyagoda		Negombo	
		Previous Week	Today	Previous Week	Today	Previous Week	Today	Previous Week	Today
Kelawalla	Rs./Kg	546.00	450.00	458.00	480.00	898.00	800.00	686.00	700.00
Thalapath	Rs./Kg	596.00	700.00	698.00	680.00	736.00	880.00	900.00	900.00
Balaya	Rs./Kg	300.00	300.00	284.00	270.00	400.00	400.00	456.00	400.00
Paraw	Rs./Kg	520.00	550.00	506.00	500.00	863.00	850.00	734.00	750.00
Salaya	Rs./Kg	124.00	160.00	108.00	120.00	156.00	200.00	170.00	170.00
Hurulla	Rs./Kg	274.00	280.00	250.00	220.00	374.00	380.00	344.00	320.00

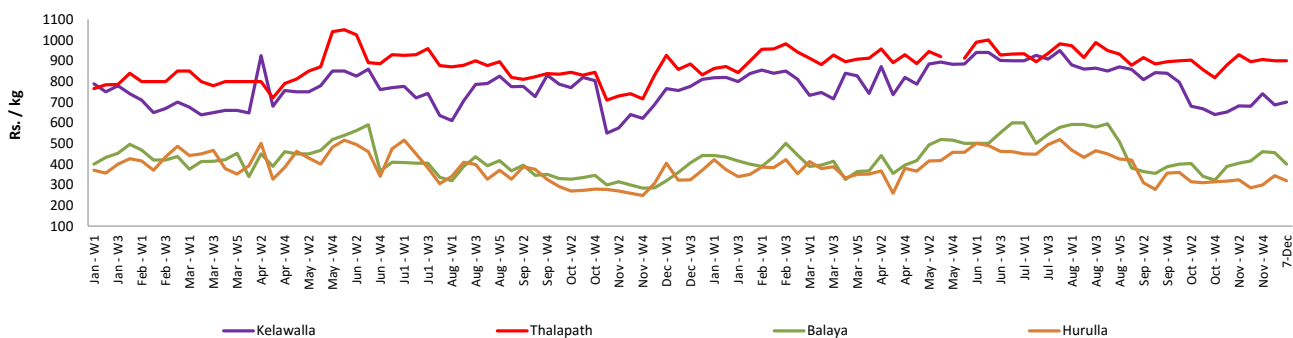
- Price increased by more than 5% compared to previous week average price.
- Price decreased by more than 5% compared to previous week average price.

Retail Prices

Peliyagoda



Negombo



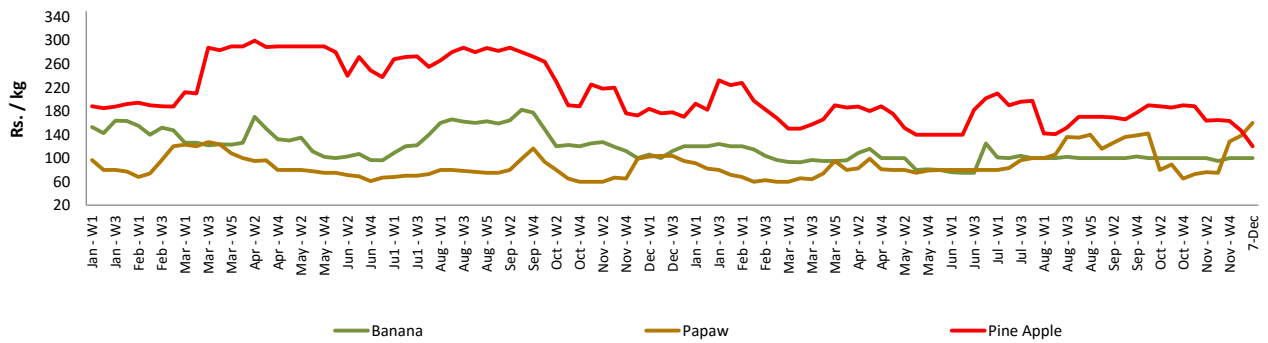
Wholesale and Retail Prices of Selected Food Commodities - 2018-12-07

Fruits

Item	Unit	Wholesale		Retail	
		Pettah			
		Previous Week	Today	Previous Week	Today
Banana (Sour)	Rs./Kg	60.00	60.00	100.00	100.00
Papaw	Rs./Kg	100.00	120.00	138.00	160.00
Pineapple	Rs./Kg	116.00	80.00	147.00	120.00
Apple (Imp)	Rs./Each			45.00	40.00
Orange (Imp)	Rs./Each			45.00	40.00

- Price increased by more than 5% compared to previous week average price.
- Price decreased by more than 5% compared to previous week average price.

Retail - Pettah



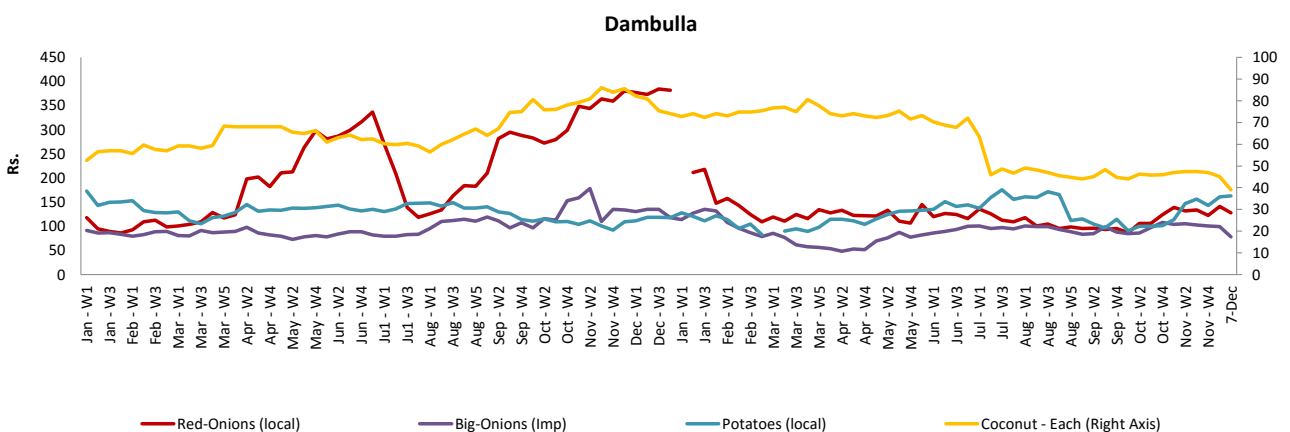
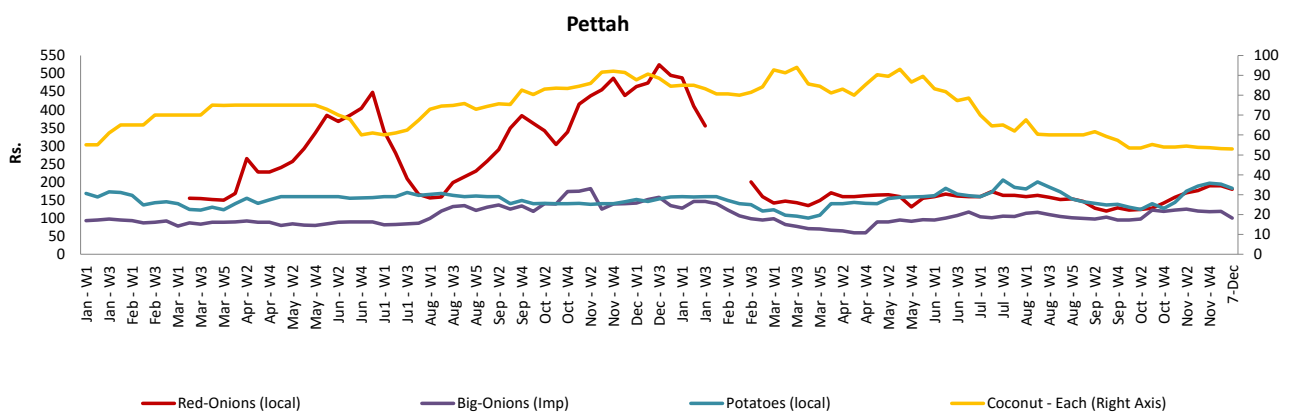
Wholesale and Retail Prices of Selected Food Commodities - 2018-12-07

Other

Item	Unit	Wholesale				Retail			
		Pettah		Dambulla		Pettah		Dambulla	
		Previous Week	Today	Previous Week	Today	Previous Week	Today	Previous Week	Today
Red-Onions (local)	Rs./Kg	153.00	137.00	131.00	118.00	190.00	180.00	141.00	128.00
Red-Onions (Imp)	Rs./Kg	n.a.	140.00	157.00	148.00	n.a.	180.00	167.00	158.00
Big-Onions (local)	Rs./Kg	n.a.	n.a.	92.00	73.00	n.a.	n.a.	104.00	83.00
Big-Onions (Imp)	Rs./Kg	96.00	78.00	89.00	68.00	119.00	100.00	99.00	78.00
Potatoes (local)	Rs./Kg	153.00	140.00	151.00	153.00	194.00	183.00	161.00	163.00
Potatoes (Imp)	Rs./Kg	88.00	68.00			116.00	100.00		
Dried Chillies (Imp)	Rs./Kg	280.00	285.00	268.00	278.00	328.00	330.00	278.00	288.00
Coconut	Rs./Nut	44.00	44.00	39.00	34.00	53.00	53.00	45.00	39.00
Coconut oil	Rs./Ltr	334.00	350.00			364.00	380.00		
Dhal	Rs./Kg	104.00	108.00			116.00	118.00		
Sugar	Rs./Kg	97.00	96.00			100.00	100.00		
Eggs	Rs./Each	16.50	17.00			17.55	18.00		
Katta	Rs./Kg	900.00	880.00			950.00	950.00		
Sprats	Rs./Kg	500.00	500.00			550.00	550.00		

- Price increased by more than 5% compared to previous week average price.
- Price decreased by more than 5% compared to previous week average price.

Retail Prices



* Prices of food commodities may vary due to quality and markets among other factors.