

Daily Price Report

A Summary of Price Developments - 06 December 2018



Vegetables

- Prices of most **vegetable** varieties **decreased** in both **Pettah** and **Dambulla** markets due to **favourable supply** from **Nuwaraeliya** and **Embilipitiya** areas.



Rice

- Price of **Kekulu (White & Red)** **increased** in **Pettah** market reportedly due to **diminishing** stock levels.



Fruits

- Price of **Pineapple** **decreased** in **Pettah** market due to **favourable supply** from **Gampaha** district.



Other

- Prices of both **imported Big Onions** and **Red Onions** **decreased** in the both markets following the **announcement** of **reducing** the **Special Commodity Levy** from **40 rupees** to **20 rupees** per kg on these items.



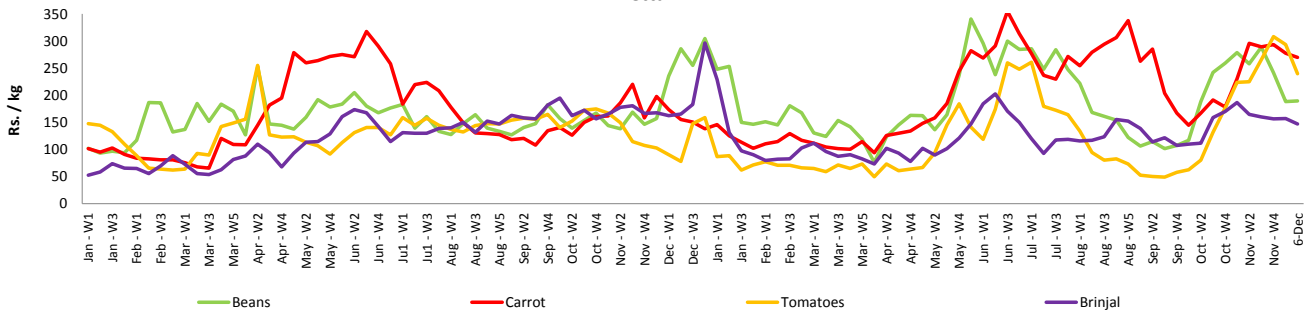
Wholesale and Retail Prices of Selected Food Commodities - 2018-12-06

Vegetables

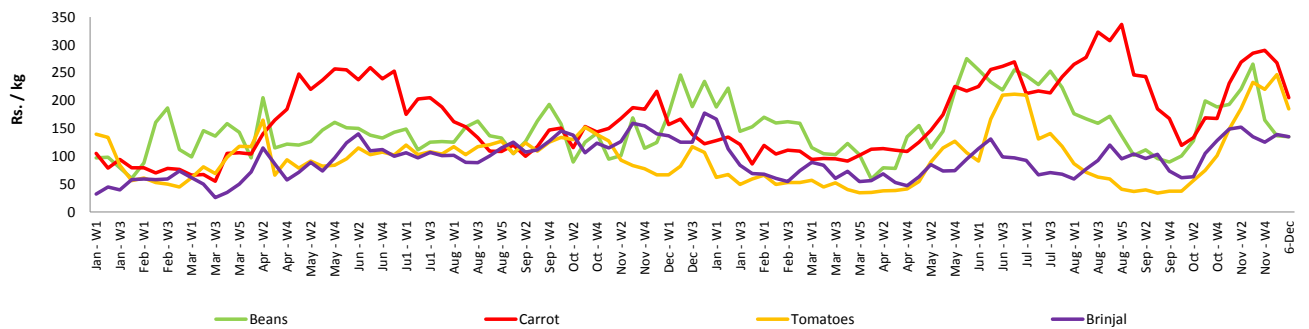
Item	Unit	Wholesale				Retail			
		Pettah		Dambulla		Pettah		Dambulla	
		Previous Week	Today	Previous Week	Today	Previous Week	Today	Previous Week	Today
Beans	Rs./Kg	148.00	153.00	117.00	115.00	189.00	190.00	137.00	135.00
Carrot	Rs./Kg	227.00	230.00	250.00	185.00	278.00	270.00	268.00	205.00
Cabbage	Rs./Kg	112.00	100.00	91.00	73.00	160.00	140.00	109.00	93.00
Tomatoes	Rs./Kg	248.00	197.00	227.00	165.00	294.00	240.00	247.00	185.00
Brinjal	Rs./Kg	123.00	110.00	119.00	115.00	157.00	148.00	139.00	135.00
Pumpkin	Rs./Kg	46.00	43.00	46.00	53.00	72.00	70.00	66.00	73.00
Snake gourd	Rs./Kg	118.00	70.00	97.00	55.00	156.00	95.00	117.00	75.00

- Price increased by more than 5% compared to previous week average price.
- Price decreased by more than 5% compared to previous week average price.

Retail Prices Pettah



Dambulla



Wholesale and Retail Prices of Selected Food Commodities - 2018-12-06

Rice

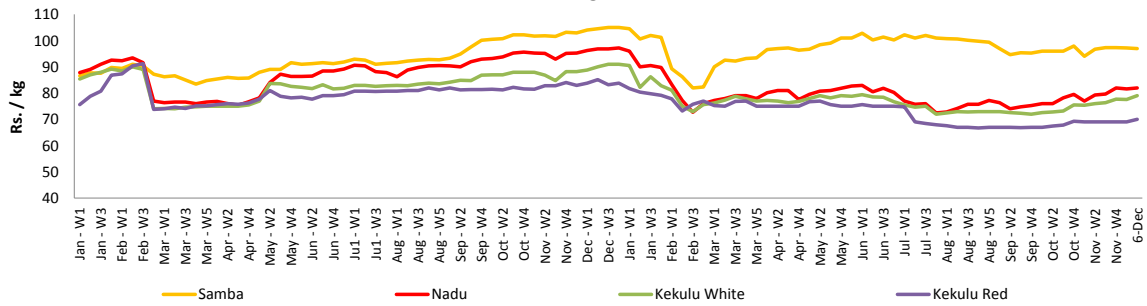
Item	Unit	Wholesale				Retail	
		Maradaghamula		Pettah		Pettah	
		Previous Week	Today	Previous Week	Today	Previous Week	Today
Samba	Rs./Kg	97.00	97.00	98.00	97.00	106.00	105.00
Nadu	Rs./Kg	82.00	82.00	80.00	80.00	90.00	90.00
Kekulu White	Rs./Kg	78.00	79.00	75.00	80.00	85.00	90.00
Kekulu Red	Rs./Kg	69.00	70.00	68.00	70.00	76.00	80.00

Price increased by more than 5% compared to previous week average price.

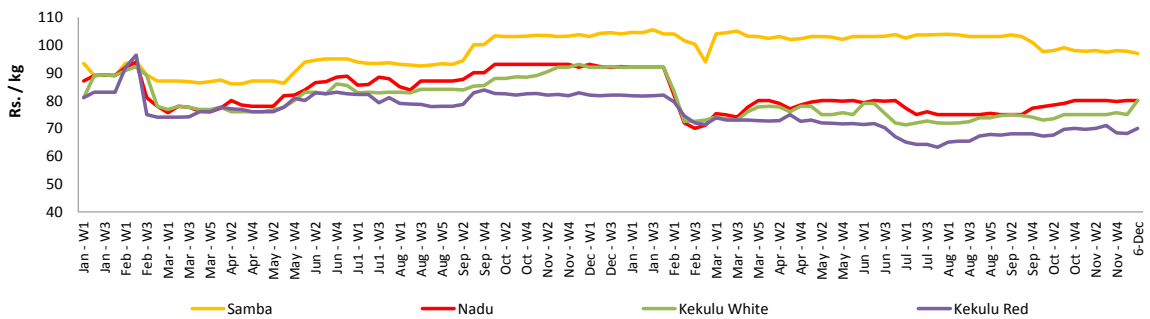
Price decreased by more than 5% compared to previous week average price.

Wholesale Prices

Marandaghamula

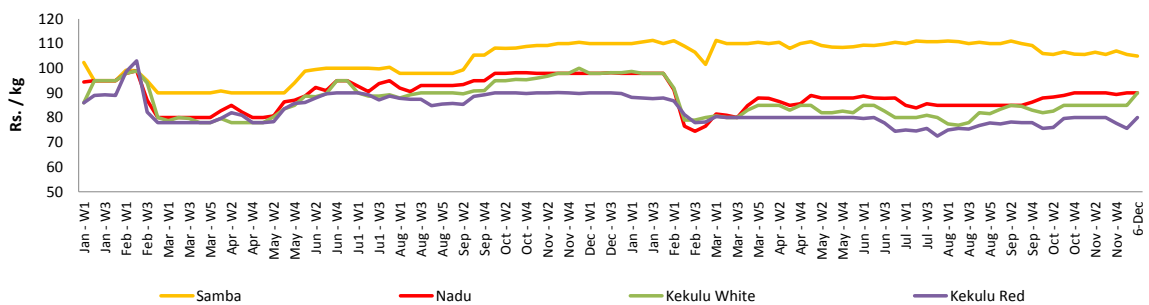


Pettah



Retail Prices

Pettah



Wholesale and Retail Prices of Selected Food Commodities - 2018-12-06

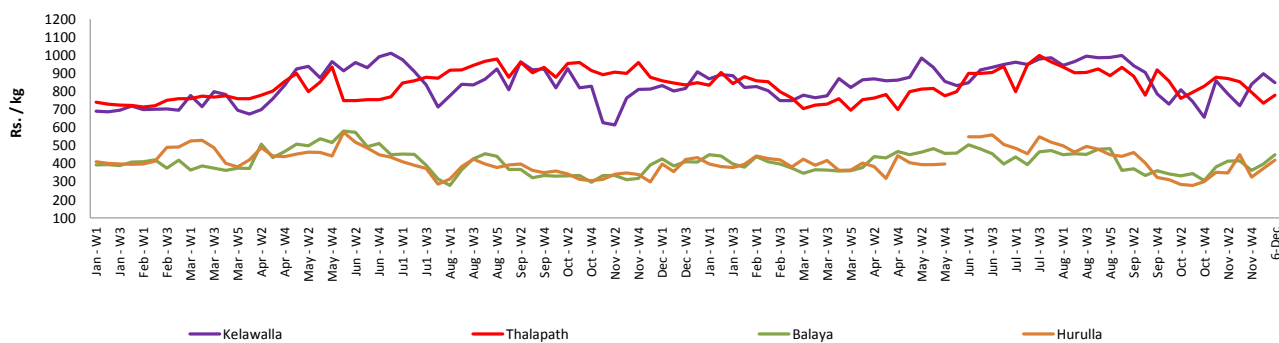
Fish

Item	Unit	Wholesale				Retail			
		Peliyagoda		Negombo		Peliyagoda		Negombo	
		Previous Week	Today	Previous Week	Today	Previous Week	Today	Previous Week	Today
Kelawalla	Rs./Kg	546.00	480.00	458.00	520.00	898.00	850.00	686.00	720.00
Thalapath	Rs./Kg	596.00	620.00	698.00	680.00	736.00	780.00	900.00	900.00
Balaya	Rs./Kg	300.00	350.00	284.00	270.00	400.00	450.00	456.00	400.00
Paraw	Rs./Kg	520.00	550.00	506.00	500.00	863.00	850.00	734.00	750.00
Salaya	Rs./Kg	124.00	160.00	108.00	120.00	156.00	200.00	170.00	170.00
Hurulla	Rs./Kg	274.00	320.00	250.00	220.00	374.00	420.00	344.00	320.00

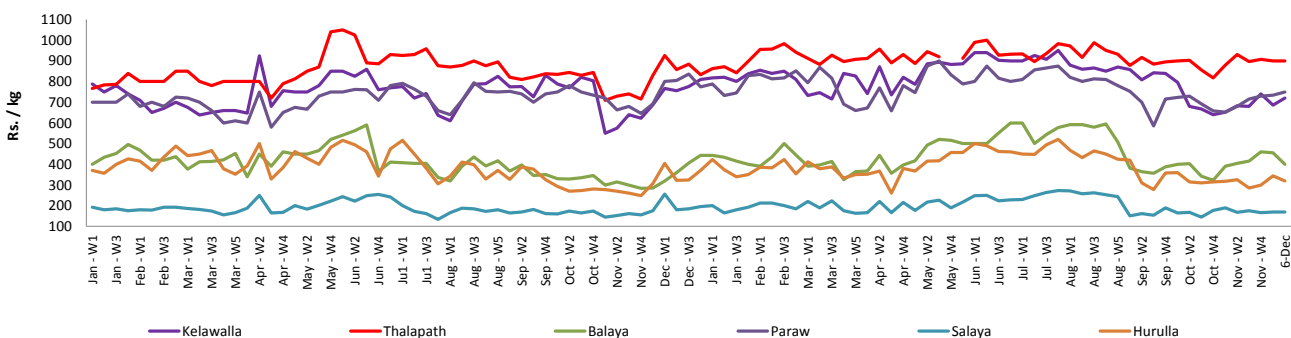
- Price increased by more than 5% compared to previous week average price.
- Price decreased by more than 5% compared to previous week average price.

Retail Prices

Peliyagoda



Negombo



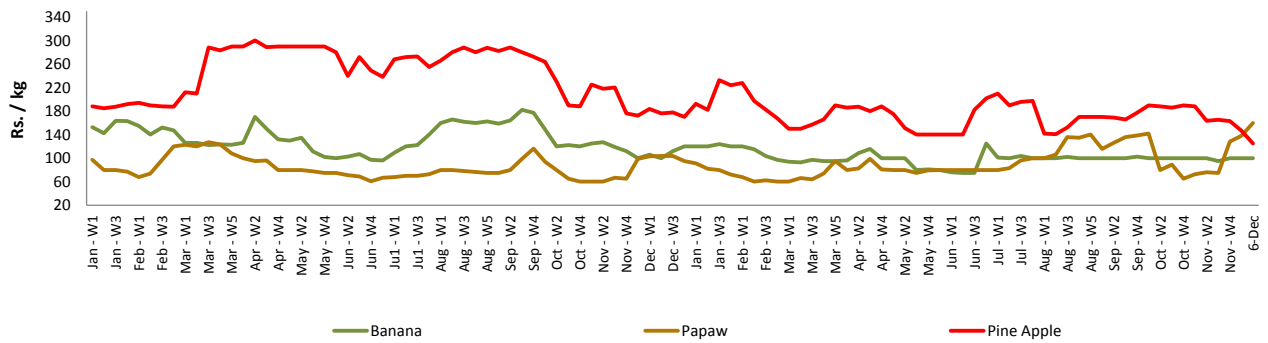
Wholesale and Retail Prices of Selected Food Commodities - 2018-12-06

Fruits

Item	Unit	Wholesale		Retail	
		Pettah			
		Previous Week	Today	Previous Week	Today
Banana (Sour)	Rs./Kg	60.00	60.00	100.00	100.00
Papaw	Rs./Kg	100.00	120.00	138.00	160.00
Pineapple	Rs./Kg	116.00	80.00	147.00	125.00
Apple (Imp)	Rs./Each			45.00	40.00
Orange (Imp)	Rs./Each			45.00	40.00

- Price increased by more than 5% compared to previous week average price.
- Price decreased by more than 5% compared to previous week average price.

Retail - Pettah



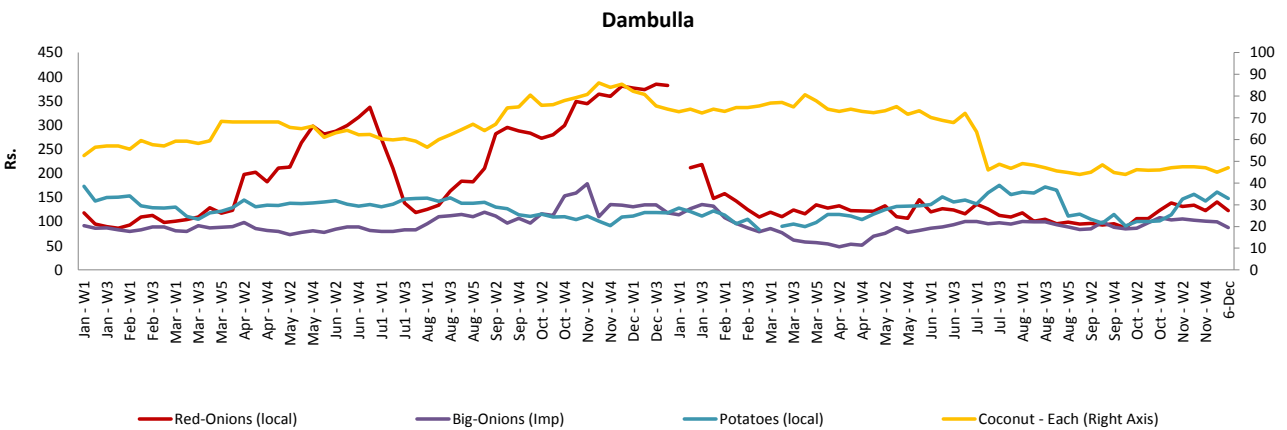
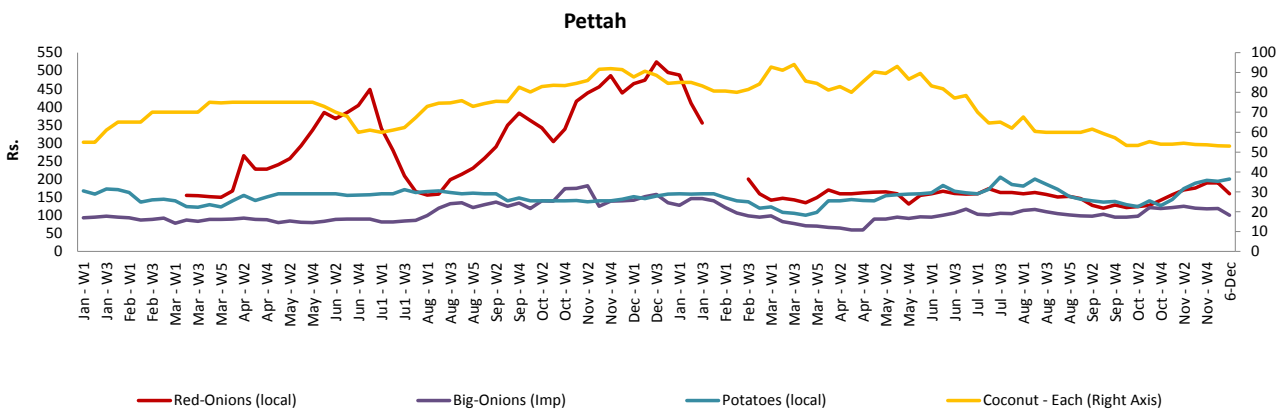
Wholesale and Retail Prices of Selected Food Commodities - 2018-12-06

Other

Item	Unit	Wholesale				Retail			
		Pettah		Dambulla		Pettah		Dambulla	
		Previous Week	Today	Previous Week	Today	Previous Week	Today	Previous Week	Today
Red-Onions (local)	Rs./Kg	153.00	140.00	131.00	113.00	190.00	160.00	141.00	123.00
Red-Onions (Imp)	Rs./Kg	n.a.	150.00	157.00	148.00	n.a.	190.00	167.00	158.00
Big-Onions (local)	Rs./Kg	n.a.	n.a.	92.00	75.00	n.a.	n.a.	104.00	88.00
Big-Onions (Imp)	Rs./Kg	96.00	78.00	89.00	78.00	119.00	100.00	99.00	88.00
Potatoes (local)	Rs./Kg	153.00	150.00	151.00	138.00	194.00	200.00	161.00	148.00
Potatoes (Imp)	Rs./Kg	88.00	68.00			116.00	100.00		
Dried Chillies (Imp)	Rs./Kg	280.00	290.00	268.00	278.00	328.00	340.00	278.00	288.00
Coconut	Rs./Nut	44.00	43.00	39.00	41.00	53.00	53.00	45.00	47.00
Coconut oil	Rs./Ltr	334.00	350.00			364.00	380.00		
Dhal	Rs./Kg	104.00	110.00			116.00	120.00		
Sugar	Rs./Kg	97.00	96.00			100.00	100.00		
Eggs	Rs./Each	16.50	16.50			17.55	17.50		
Katta	Rs./Kg	900.00	880.00			950.00	950.00		
Sprats	Rs./Kg	500.00	500.00			550.00	550.00		

- Price increased by more than 5% compared to previous week average price.
- Price decreased by more than 5% compared to previous week average price.

Retail Prices



* Prices of food commodities may vary due to quality and markets among other factors.