

Daily Price Report

A Summary of Price Developments - 05 December 2018



Vegetables

- Prices of most **vegetable** varieties **decreased** in both **Pettah** and **Dambulla** markets due to **favourable supply** from **Nuwaraeliya** and **Embilipitiya** areas.



Rice

- Price of **Kekulu (White & Red)** **increased** in **Pettah** market reportedly due to **diminishing** stock levels.



Fruits

- Price of **Pineapple** **decreased** in **Pettah** market due to **favourable supply** from **Gampaha** district.



Other

- Prices of both **imported Big Onions** and **Red Onions** **decreased** in the both markets following the **announcement** of **reducing** the **Special Commodity Levy** from **40 rupees** to **20 rupees** per Kilo Gram on these items.

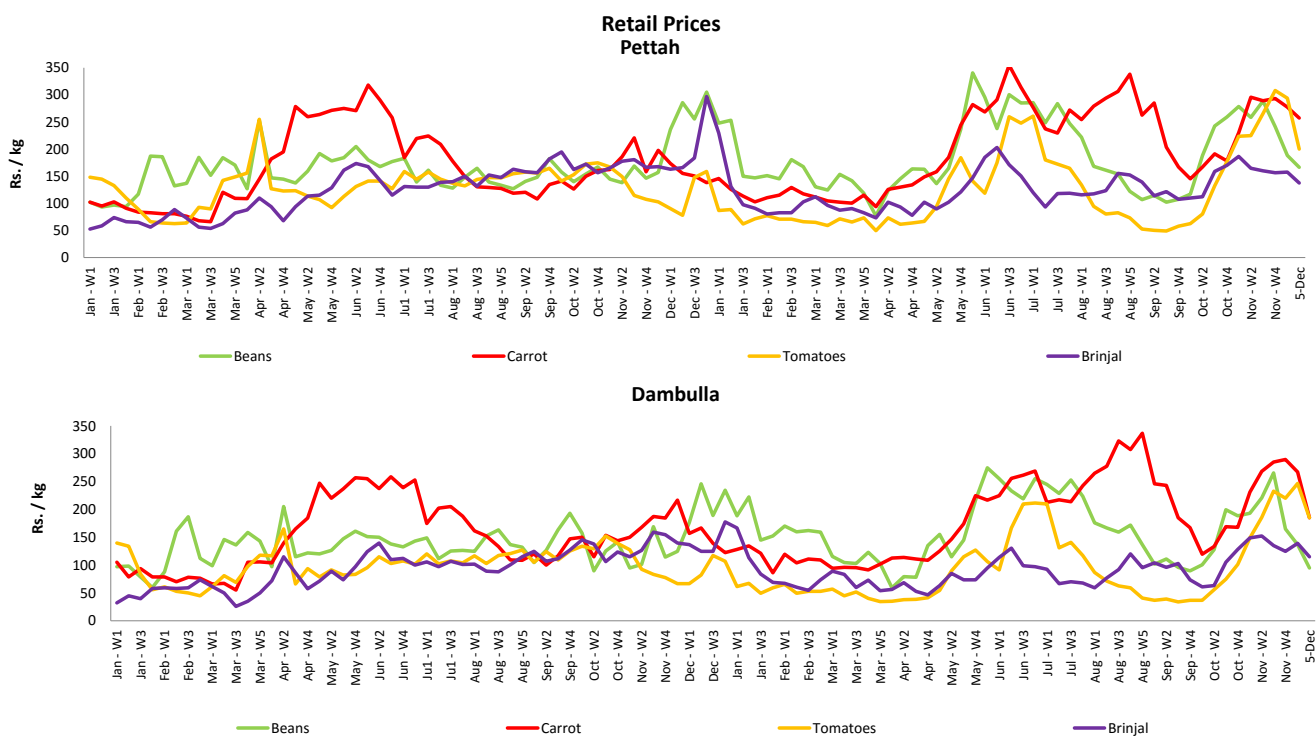


Wholesale and Retail Prices of Selected Food Commodities - 2018-12-05

Vegetables

| Item | Unit | Wholesale | | | | Retail | | | |
|-------------|--------|---------------|--------|---------------|--------|---------------|--------|---------------|--------|
| | | Pettah | | Dambulla | | Pettah | | Dambulla | |
| | | Previous Week | Today | Previous Week | Today | Previous Week | Today | Previous Week | Today |
| Beans | Rs./Kg | 148.00 | 133.00 | 117.00 | 75.00 | 189.00 | 167.00 | 137.00 | 95.00 |
| Carrot | Rs./Kg | 227.00 | 220.00 | 250.00 | 165.00 | 278.00 | 258.00 | 268.00 | 185.00 |
| Cabbage | Rs./Kg | 112.00 | 97.00 | 91.00 | 83.00 | 160.00 | 140.00 | 109.00 | 103.00 |
| Tomatoes | Rs./Kg | 248.00 | 160.00 | 227.00 | 165.00 | 294.00 | 200.00 | 247.00 | 185.00 |
| Brinjal | Rs./Kg | 123.00 | 100.00 | 119.00 | 95.00 | 157.00 | 138.00 | 139.00 | 115.00 |
| Pumpkin | Rs./Kg | 46.00 | 43.00 | 46.00 | 43.00 | 72.00 | 70.00 | 66.00 | 63.00 |
| Snake gourd | Rs./Kg | 118.00 | 90.00 | 97.00 | 75.00 | 156.00 | 120.00 | 117.00 | 95.00 |

- Price increased by more than 5% compared to previous week average price.
- Price decreased by more than 5% compared to previous week average price.



Wholesale and Retail Prices of Selected Food Commodities - 2018-12-05

Rice

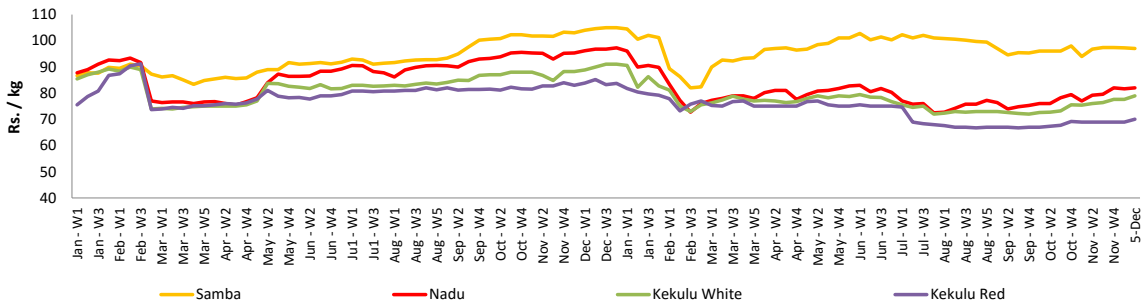
| Item | Unit | Wholesale | | | | Retail | |
|--------------|--------|---------------|-------|---------------|-------|---------------|--------|
| | | Maradaghamula | | Pettah | | Pettah | |
| | | Previous Week | Today | Previous Week | Today | Previous Week | Today |
| Samba | Rs./Kg | 97.00 | 97.00 | 98.00 | 97.00 | 106.00 | 105.00 |
| Nadu | Rs./Kg | 82.00 | 82.00 | 80.00 | 80.00 | 90.00 | 90.00 |
| Kekulu White | Rs./Kg | 78.00 | 79.00 | 75.00 | 80.00 | 85.00 | 90.00 |
| Kekulu Red | Rs./Kg | 69.00 | 70.00 | 68.00 | 70.00 | 76.00 | 80.00 |

Price increased by more than 5% compared to previous week average price.

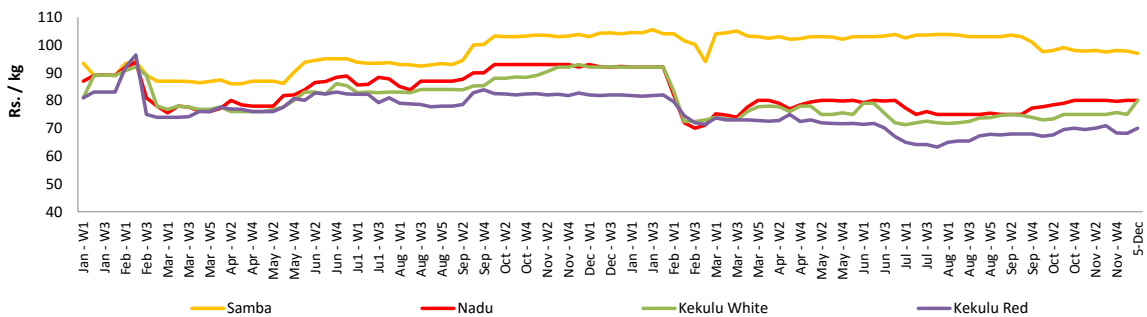
Price decreased by more than 5% compared to previous week average price.

Wholesale Prices

Marandaghamula

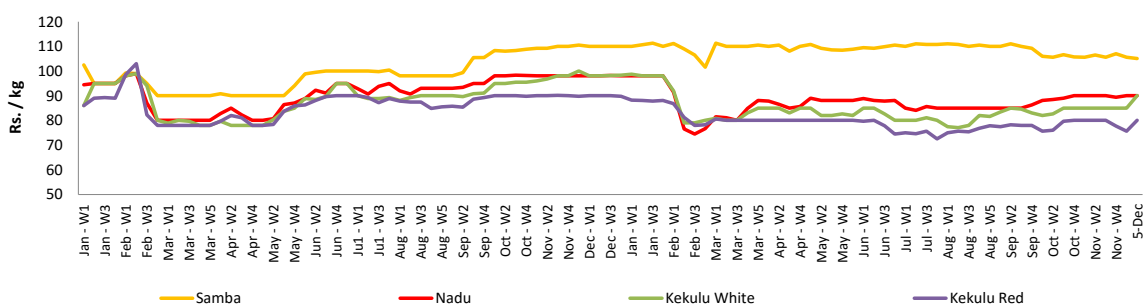


Pettah



Retail Prices

Pettah



Wholesale and Retail Prices of Selected Food Commodities - 2018-12-05

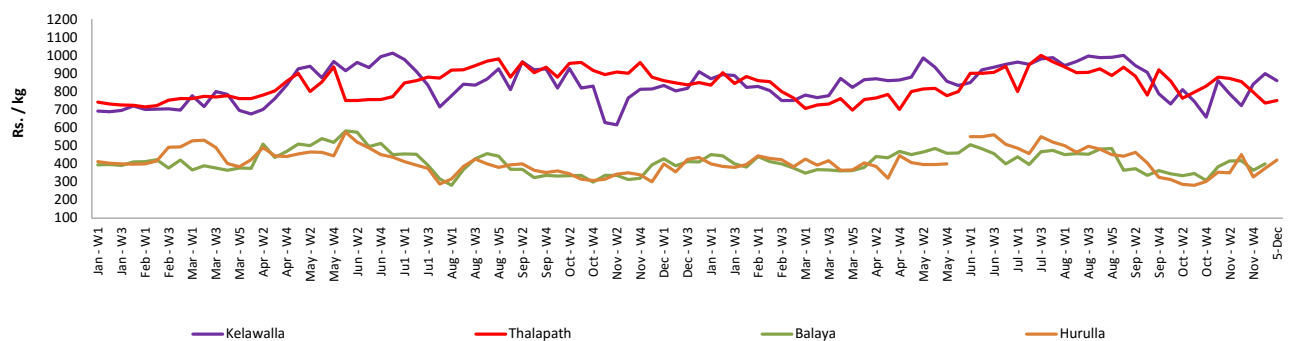
Fish

| Item | Unit | Wholesale | | | | Retail | | | |
|-----------|--------|---------------|--------|---------------|--------|---------------|--------|---------------|--------|
| | | Peliyagoda | | Negombo | | Peliyagoda | | Negombo | |
| | | Previous Week | Today | Previous Week | Today | Previous Week | Today | Previous Week | Today |
| Kelawalla | Rs./Kg | 546.00 | 500.00 | 458.00 | 500.00 | 898.00 | 860.00 | 686.00 | 750.00 |
| Thalapath | Rs./Kg | 596.00 | 600.00 | 698.00 | 700.00 | 736.00 | 750.00 | 900.00 | 920.00 |
| Balaya | Rs./Kg | 300.00 | n.a. | 284.00 | 300.00 | 400.00 | n.a. | 456.00 | 480.00 |
| Paraw | Rs./Kg | 520.00 | 600.00 | 506.00 | n.a. | 863.00 | 950.00 | 734.00 | n.a. |
| Salaya | Rs./Kg | 124.00 | 160.00 | 108.00 | 100.00 | 156.00 | 200.00 | 170.00 | 160.00 |
| Hurulla | Rs./Kg | 274.00 | 320.00 | 250.00 | 200.00 | 374.00 | 420.00 | 344.00 | 280.00 |

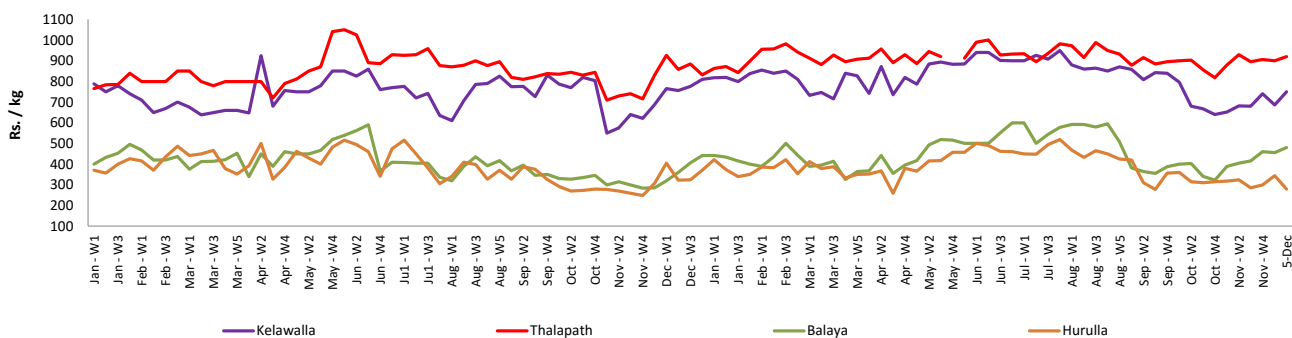
- Price increased by more than 5% compared to previous week average price.
- Price decreased by more than 5% compared to previous week average price.

Retail Prices

Peliyagoda



Negombo



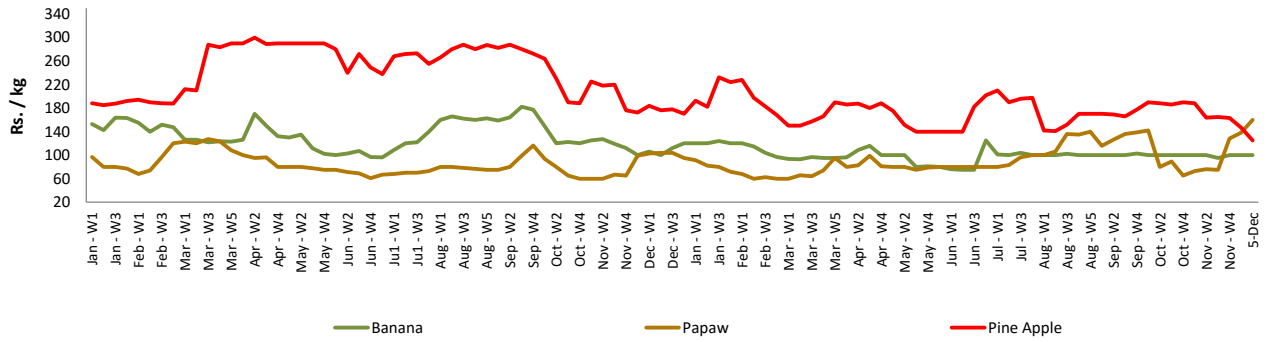
Wholesale and Retail Prices of Selected Food Commodities - 2018-12-05

Fruits

| Item | Unit | Wholesale | | Retail | |
|---------------|----------|---------------|--------|---------------|--------|
| | | Pettah | | | |
| | | Previous Week | Today | Previous Week | Today |
| Banana (Sour) | Rs./Kg | 60.00 | 60.00 | 100.00 | 100.00 |
| Papaw | Rs./Kg | 100.00 | 120.00 | 138.00 | 160.00 |
| Pineapple | Rs./Kg | 116.00 | 80.00 | 147.00 | 125.00 |
| Apple (Imp) | Rs./Each | | | 45.00 | 40.00 |
| Orange (Imp) | Rs./Each | | | 45.00 | 40.00 |

- Price increased by more than 5% compared to previous week average price.
- Price decreased by more than 5% compared to previous week average price.

Retail - Pettah



Wholesale and Retail Prices of Selected Food Commodities - 2018-12-05

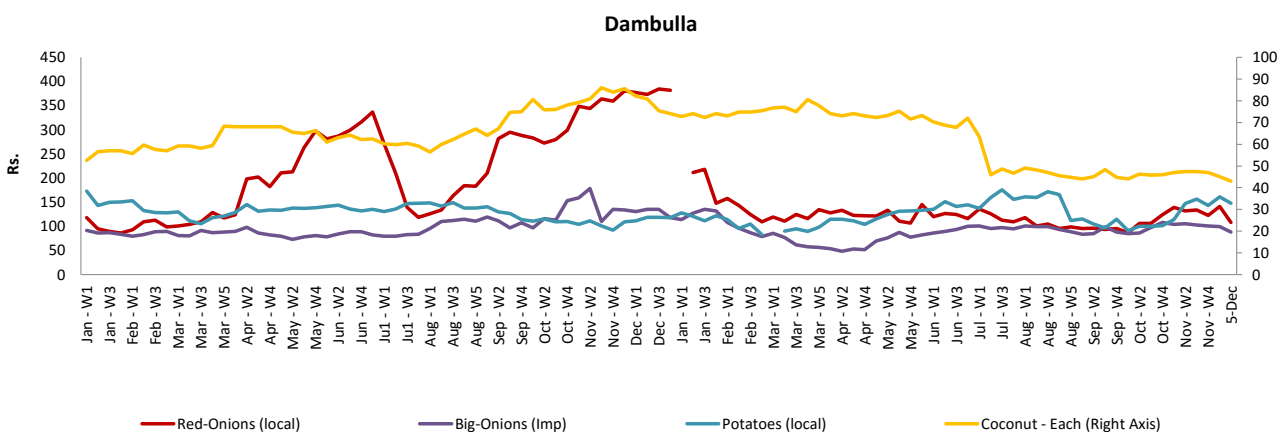
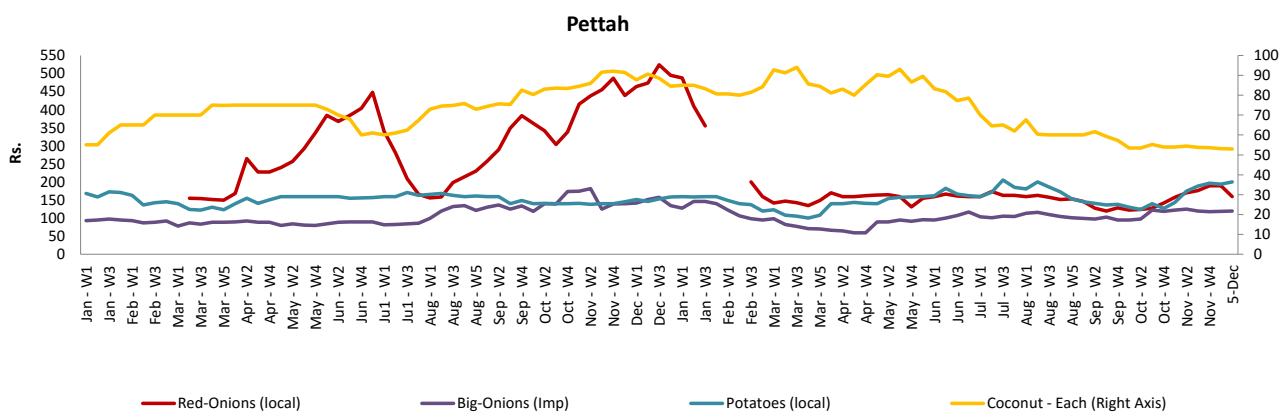
Other

| Item | Unit | Wholesale | | | | Retail | | | |
|----------------------|----------|---------------|--------|---------------|--------|---------------|--------|---------------|--------|
| | | Pettah | | Dambulla | | Pettah | | Dambulla | |
| | | Previous Week | Today | Previous Week | Today | Previous Week | Today | Previous Week | Today |
| Red-Onions (local) | Rs./Kg | 153.00 | 135.00 | 131.00 | 98.00 | 190.00 | 160.00 | 141.00 | 108.00 |
| Red-Onions (Imp) | Rs./Kg | n.a. | 150.00 | 157.00 | 158.00 | n.a. | 190.00 | 167.00 | 168.00 |
| Big-Onions (local) | Rs./Kg | n.a. | n.a. | 92.00 | 72.00 | n.a. | n.a. | 104.00 | 83.00 |
| Big-Onions (Imp) | Rs./Kg | 96.00 | 90.00 | 89.00 | 78.00 | 119.00 | 120.00 | 99.00 | 88.00 |
| Potatoes (local) | Rs./Kg | 153.00 | 150.00 | 151.00 | n.a. | 194.00 | 200.00 | 161.00 | n.a. |
| Potatoes (Imp) | Rs./Kg | 88.00 | 75.00 | | | 116.00 | 95.00 | | |
| Dried Chillies (Imp) | Rs./Kg | 280.00 | 290.00 | 268.00 | 278.00 | 328.00 | 340.00 | 278.00 | 288.00 |
| Coconut | Rs./Nut | 44.00 | 44.00 | 39.00 | 37.00 | 53.00 | 53.00 | 45.00 | 43.00 |
| Coconut oil | Rs./Ltr | 334.00 | 350.00 | | | 364.00 | 380.00 | | |
| Dhal | Rs./Kg | 104.00 | 110.00 | | | 116.00 | 120.00 | | |
| Sugar | Rs./Kg | 97.00 | 96.00 | | | 100.00 | 100.00 | | |
| Eggs | Rs./Each | 16.50 | 16.50 | | | 17.55 | 17.50 | | |
| Katta | Rs./Kg | 900.00 | 880.00 | | | 950.00 | 950.00 | | |
| Sprats | Rs./Kg | 500.00 | 500.00 | | | 550.00 | 550.00 | | |

Price increased by more than 5% compared to previous week average price.

Price decreased by more than 5% compared to previous week average price.

Retail Prices



* Prices of food commodities may vary due to quality and markets among other factors.