

# Daily Price Report

---

A Summary of Price Developments - 03 December 2018

---



## Vegetables

- Prices of most **vegetable** varieties **decreased** in both **Pettah** and **Dambulla** markets due to **favourable supply** from **Balangoda** and **Bandarawela** areas.
- **Decline** in the level of **quality** of **vegetable** varieties caused by **recent rainfall** also contributed to the **decrease** in **prices**.



## Fish

- Prices of **fish** varieties **demonstrated mixed movements** in both **Peliyagoda** and **Negombo** markets.



## Fruits

- Price of **Papaw** **increased** in **Pettah** market due to **low supply** from **Vavunia** area.



Statistics Department  
Central Bank of Sri Lanka

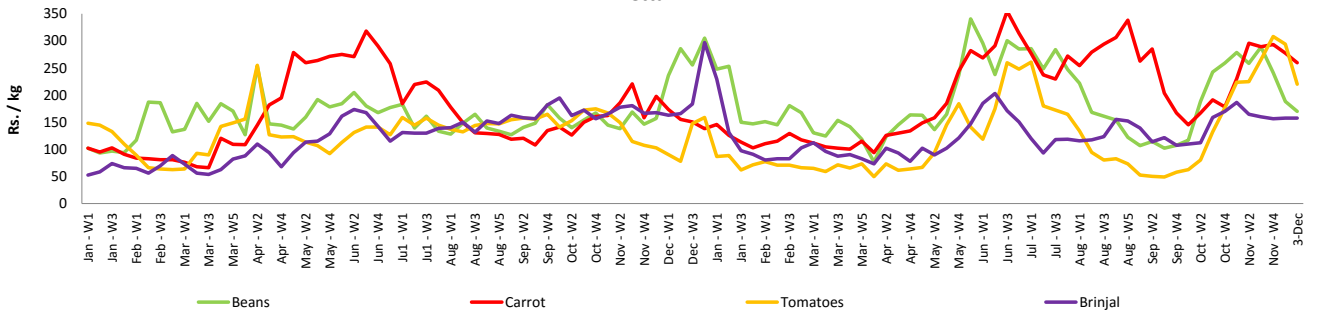
# Wholesale and Retail Prices of Selected Food Commodities - 2018-12-03

## Vegetables

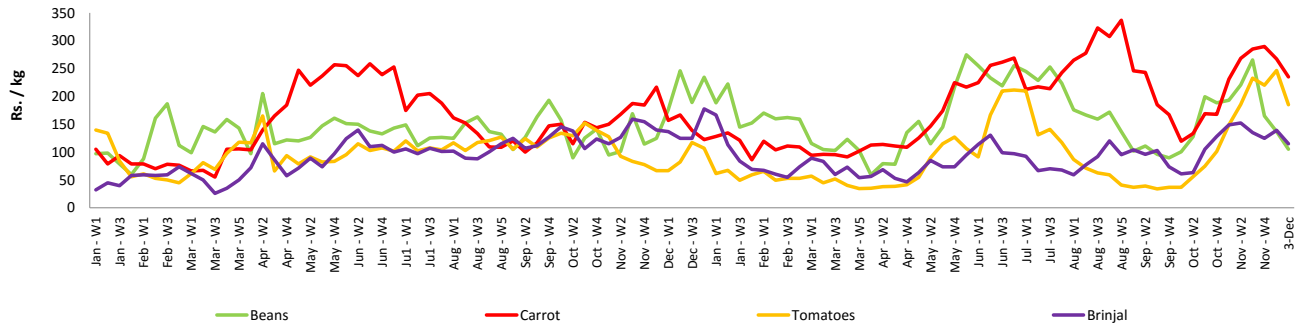
Item	Unit	Wholesale				Retail			
		Pettah		Dambulla		Pettah		Dambulla	
		Previous Week	Today	Previous Week	Today	Previous Week	Today	Previous Week	Today
Beans	Rs./Kg	148.00	137.00	117.00	85.00	189.00	170.00	137.00	105.00
Carrot	Rs./Kg	227.00	220.00	250.00	210.00	278.00	260.00	268.00	235.00
Cabbage	Rs./Kg	112.00	87.00	91.00	83.00	160.00	133.00	109.00	95.00
Tomatoes	Rs./Kg	248.00	173.00	227.00	165.00	294.00	220.00	247.00	185.00
Brinjal	Rs./Kg	123.00	120.00	119.00	95.00	157.00	158.00	139.00	115.00
Pumpkin	Rs./Kg	46.00	45.00	46.00	43.00	72.00	73.00	66.00	63.00
Snake gourd	Rs./Kg	118.00	97.00	97.00	105.00	156.00	127.00	117.00	125.00

- Price increased by more than 5% compared to previous week average price.
- Price decreased by more than 5% compared to previous week average price.

### Retail Prices Pettah



### Dambulla



# Wholesale and Retail Prices of Selected Food Commodities - 2018-12-03

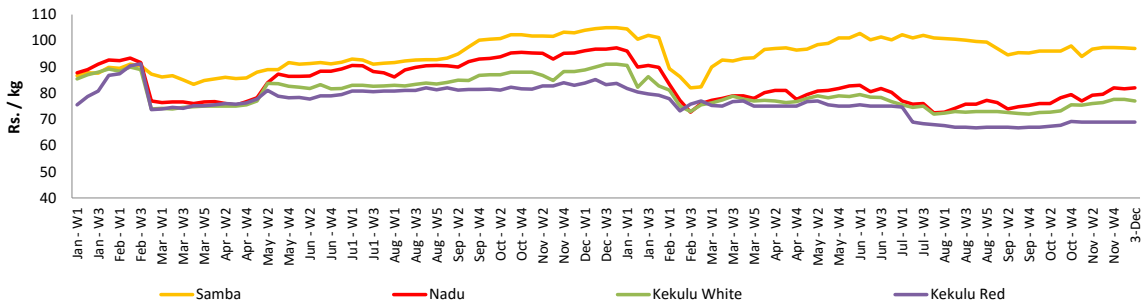
## Rice

Item	Unit	Wholesale				Retail	
		Maradaghamula		Pettah		Pettah	
		Previous Week	Today	Previous Week	Today	Previous Week	Today
Samba	Rs./Kg	97.00	97.00	98.00	97.00	106.00	105.00
Nadu	Rs./Kg	82.00	82.00	80.00	80.00	90.00	90.00
Kekulu White	Rs./Kg	78.00	77.00	75.00	80.00	85.00	90.00
Kekulu Red	Rs./Kg	69.00	69.00	68.00	70.00	76.00	80.00

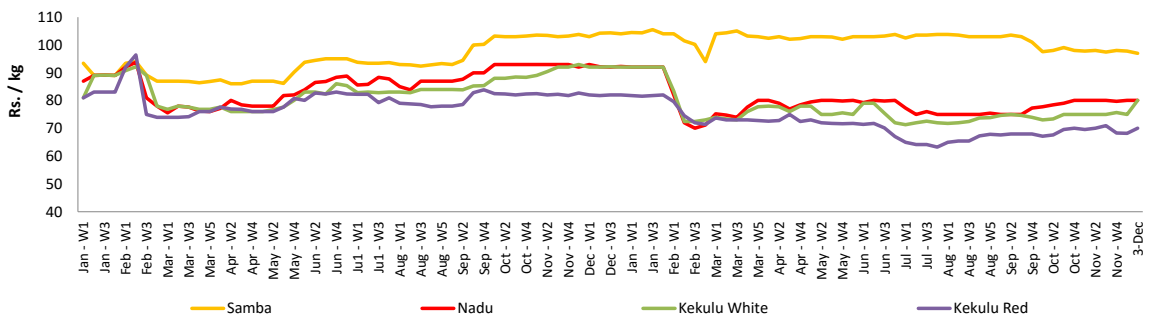
- Price increased by more than 5% compared to previous week average price.
- Price decreased by more than 5% compared to previous week average price.

### Wholesale Prices

#### Marandaghamula

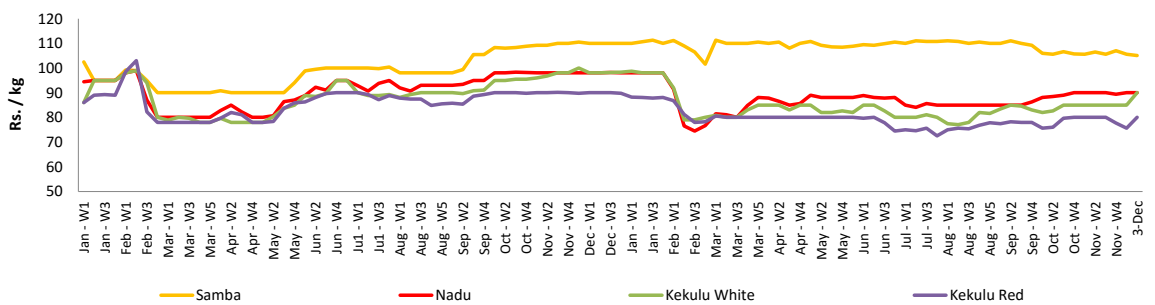


#### Pettah



### Retail Prices

#### Pettah



## Wholesale and Retail Prices of Selected Food Commodities - 2018-12-03

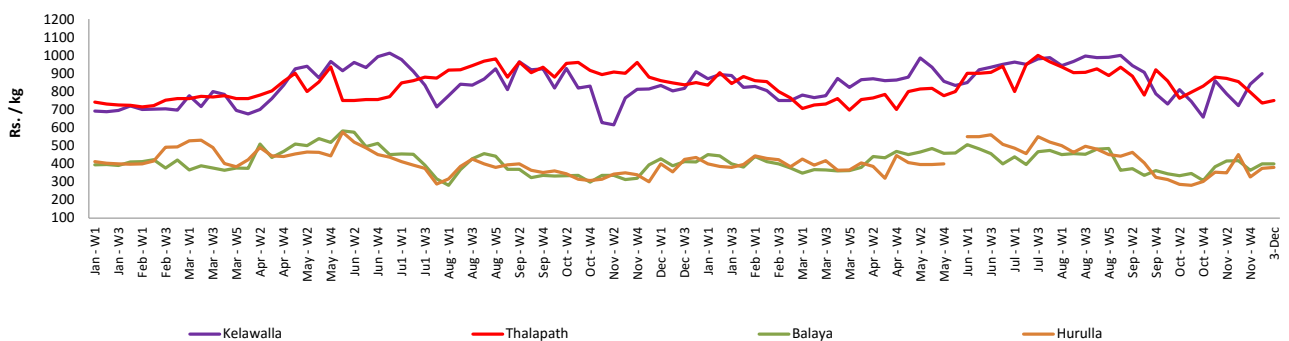
### Fish

Item	Unit	Wholesale				Retail			
		Peliyagoda		Negombo		Peliyagoda		Negombo	
		Previous Week	Today	Previous Week	Today	Previous Week	Today	Previous Week	Today
Kelawalla	Rs./Kg	546.00	n.a.	458.00	480.00	898.00	n.a.	686.00	750.00
Thalapath	Rs./Kg	596.00	600.00	698.00	720.00	736.00	750.00	900.00	920.00
Balaya	Rs./Kg	300.00	300.00	284.00	300.00	400.00	400.00	456.00	480.00
Paraw	Rs./Kg	520.00	550.00	506.00	550.00	863.00	900.00	734.00	750.00
Salaya	Rs./Kg	124.00	140.00	108.00	100.00	156.00	180.00	170.00	160.00
Hurulla	Rs./Kg	274.00	280.00	250.00	220.00	374.00	380.00	344.00	300.00

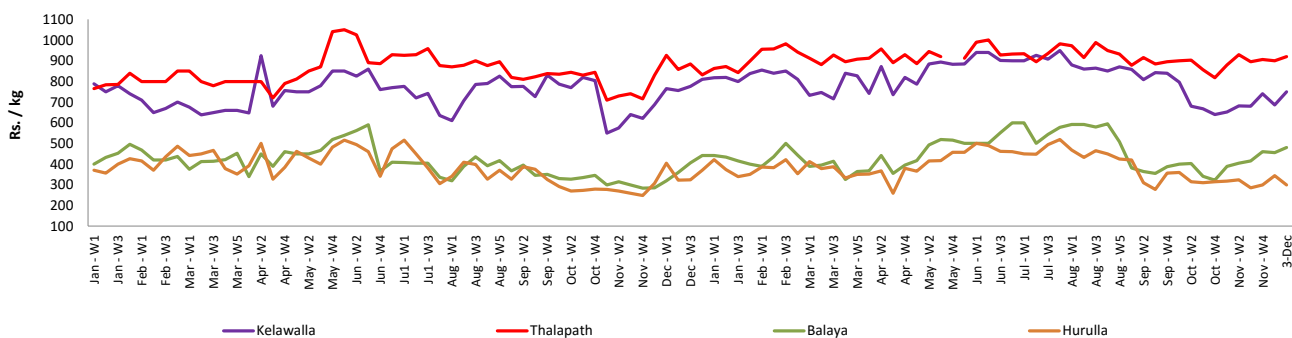
- Price increased by more than 5% compared to previous week average price.
- Price decreased by more than 5% compared to previous week average price.

### Retail Prices

#### Peliyagoda



#### Negombo



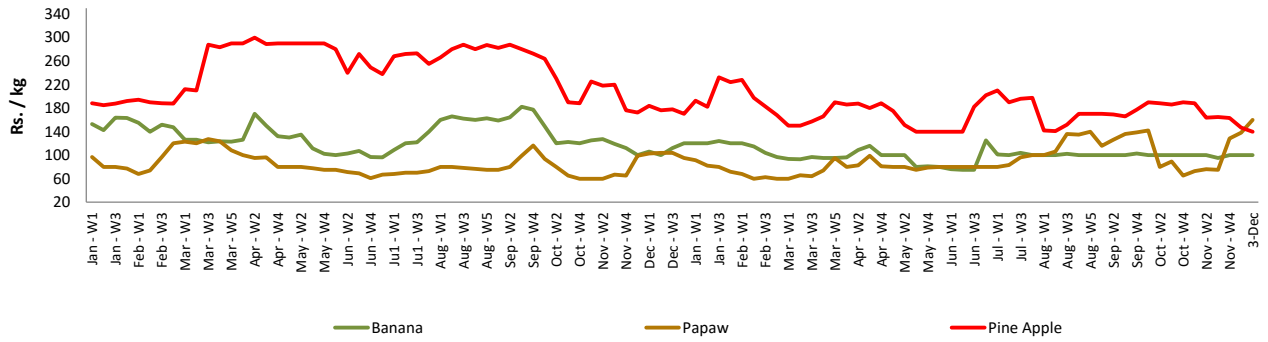
**Wholesale and Retail Prices of Selected Food Commodities - 2018-12-03**

**Fruits**

Item	Unit	Wholesale		Retail	
		Pettah			
		Previous Week	Today	Previous Week	Today
Banana (Sour)	Rs./Kg	60.00	60.00	100.00	100.00
Papaw	Rs./Kg	100.00	115.00	138.00	160.00
Pineapple	Rs./Kg	116.00	100.00	147.00	140.00
Apple (Imp)	Rs./Each			45.00	40.00
Orange (Imp)	Rs./Each			45.00	40.00

- Price increased by more than 5% compared to previous week average price.
- Price decreased by more than 5% compared to previous week average price.

**Retail - Pettah**



# Wholesale and Retail Prices of Selected Food Commodities - 2018-12-03

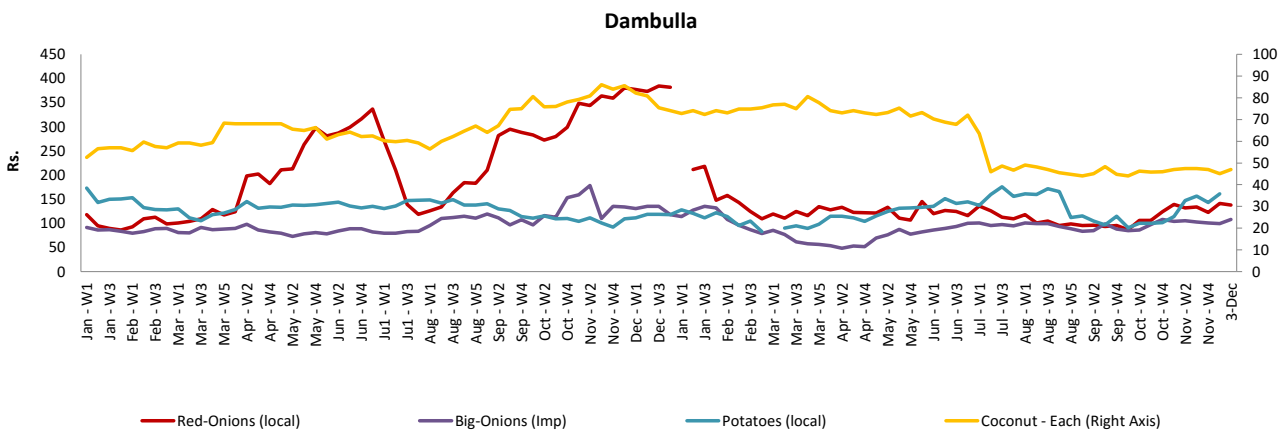
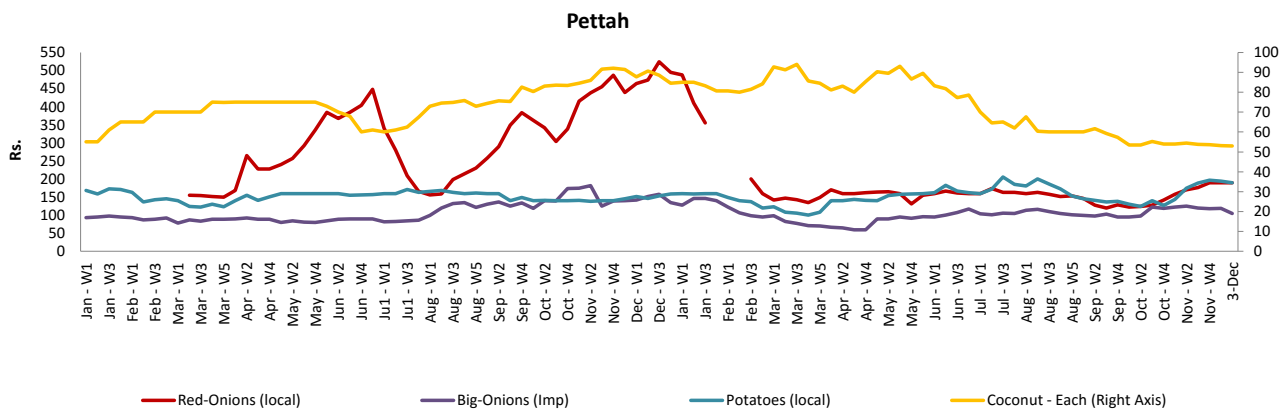
## Other

Item	Unit	Wholesale				Retail			
		Pettah		Dambulla		Pettah		Dambulla	
		Previous Week	Today	Previous Week	Today	Previous Week	Today	Previous Week	Today
Red-Onions (local)	Rs./Kg	153.00	150.00	131.00	125.00	190.00	190.00	141.00	138.00
Red-Onions (Imp)	Rs./Kg	n.a.	n.a.	157.00	143.00	n.a.	n.a.	167.00	153.00
Big-Onions (local)	Rs./Kg	n.a.	n.a.	92.00	93.00	n.a.	n.a.	104.00	103.00
Big-Onions (Imp)	Rs./Kg	96.00	85.00	89.00	95.00	119.00	105.00	99.00	108.00
Potatoes (local)	Rs./Kg	153.00	150.00	151.00	n.a.	194.00	190.00	161.00	n.a.
Potatoes (Imp)	Rs./Kg	88.00	75.00			116.00	95.00		
Dried Chillies (Imp)	Rs./Kg	280.00	290.00	268.00	278.00	328.00	340.00	278.00	288.00
Coconut	Rs./Nut	44.00	44.00	39.00	38.00	53.00	53.00	45.00	47.00
Coconut oil	Rs./Ltr	334.00	350.00			364.00	380.00		
Dhal	Rs./Kg	104.00	110.00			116.00	120.00		
Sugar	Rs./Kg	97.00	96.00			100.00	100.00		
Eggs	Rs./Each	16.50	16.50			17.55	17.50		
Katta	Rs./Kg	900.00	880.00			950.00	950.00		
Sprats	Rs./Kg	500.00	500.00			550.00	550.00		

Price increased by more than 5% compared to previous week average price.

Price decreased by more than 5% compared to previous week average price.

### Retail Prices



\* Prices of food commodities may vary due to quality and markets among other factors.