

Daily Price Report

A Summary of Price Developments - 29 November 2018



Vegetables

- Prices of **vegetable** varieties in both **Pettah** and **Dambulla** markets **demonstrated mixed movements**.
- Price of **Beans decreased significantly** in both markets due to **favourable supply** from **Welimada** area.



Other

- Price of **imported Dried Chillies increased** in **Pettah** market reportedly due to **high cost** caused by **rupee depreciation**.
- Price of **imported Red Onions increased** in **Dambulla** market due to **high quality varieties** from **India** and **Pakistan**.
- Price of **local Potatoes increased** in **Dambulla** market due to **low supply** from **Nuwara Eliya** and **Welimada** areas.



Statistics Department
Central Bank of Sri Lanka

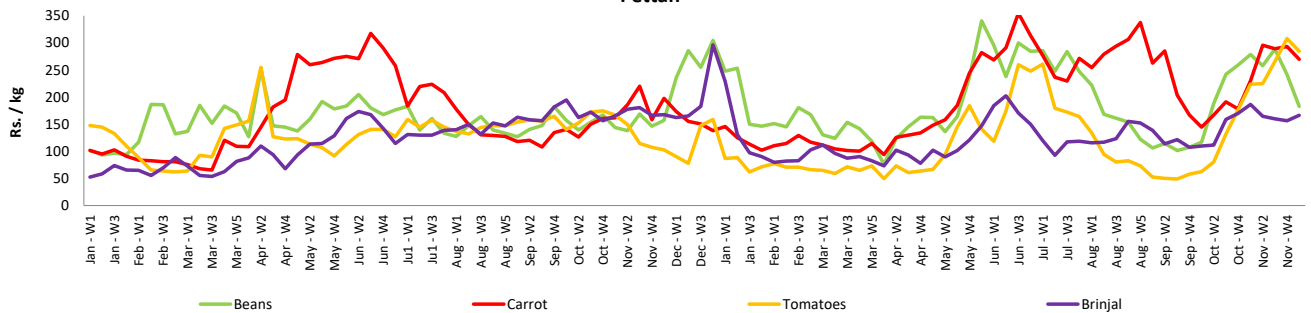
Wholesale and Retail Prices of Selected Food Commodities - 2018-11-29

Vegetables

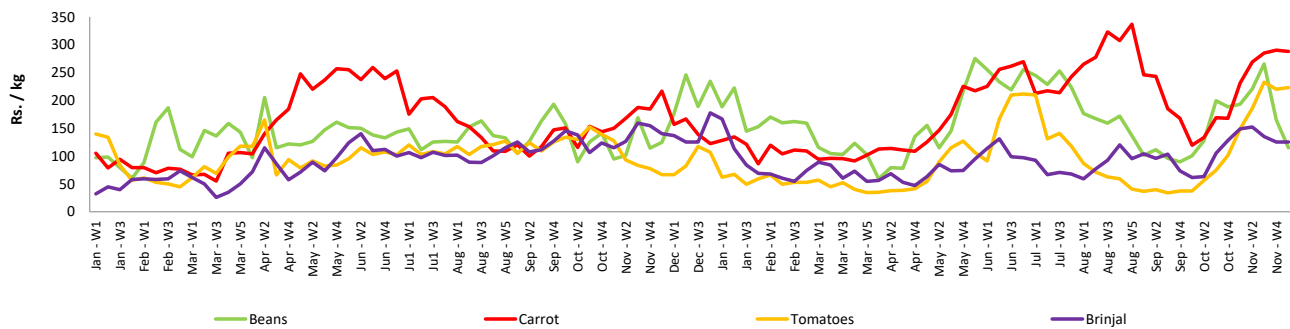
Item	Unit	Wholesale				Retail			
		Pettah		Dambulla		Pettah		Dambulla	
		Previous Week	Today	Previous Week	Today	Previous Week	Today	Previous Week	Today
Beans	Rs./Kg	185.00	147.00	145.00	95.00	242.00	183.00	165.00	115.00
Carrot	Rs./Kg	227.00	220.00	270.00	278.00	293.00	270.00	290.00	288.00
Cabbage	Rs./Kg	121.00	103.00	99.00	85.00	182.00	150.00	119.00	105.00
Tomatoes	Rs./Kg	254.00	245.00	200.00	203.00	308.00	285.00	220.00	223.00
Brinjal	Rs./Kg	116.00	130.00	105.00	105.00	157.00	167.00	125.00	125.00
Pumpkin	Rs./Kg	45.00	45.00	53.00	58.00	76.00	73.00	73.00	78.00
Snake gourd	Rs./Kg	141.00	110.00	95.00	95.00	178.00	148.00	115.00	115.00

- Price increased by more than 5% compared to previous week average price.
- Price decreased by more than 5% compared to previous week average price.

Retail Prices Pettah



Dambulla



Wholesale and Retail Prices of Selected Food Commodities - 2018-11-29

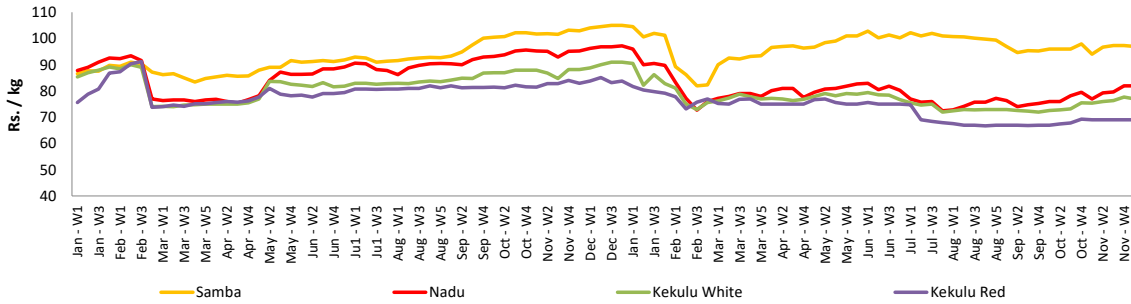
Rice

Item	Unit	Wholesale				Retail	
		Maradaghamula		Pettah		Pettah	
		Previous Week	Today	Previous Week	Today	Previous Week	Today
Samba	Rs./Kg	97.00	97.00	98.00	97.00	107.00	105.00
Nadu	Rs./Kg	82.00	82.00	80.00	80.00	89.00	90.00
Kekulu White	Rs./Kg	78.00	77.00	76.00	75.00	85.00	85.00
Kekulu Red	Rs./Kg	69.00	69.00	68.00	68.00	78.00	75.00

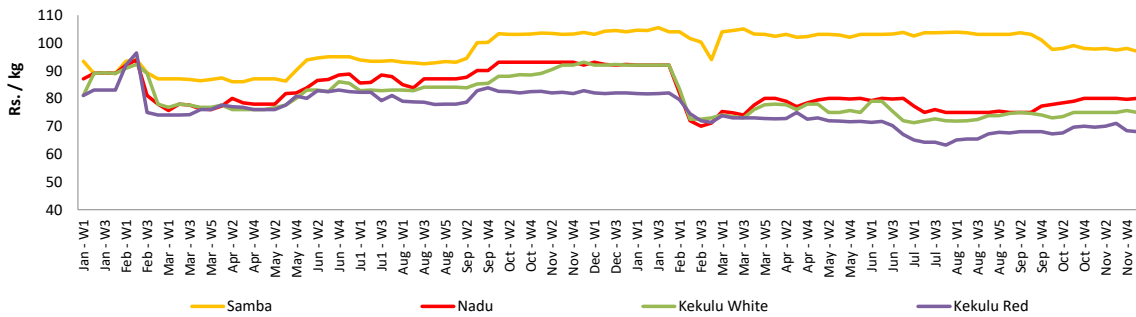
- Price increased by more than 5% compared to previous week average price.
- Price decreased by more than 5% compared to previous week average price.

Wholesale Prices

Marandaghamula

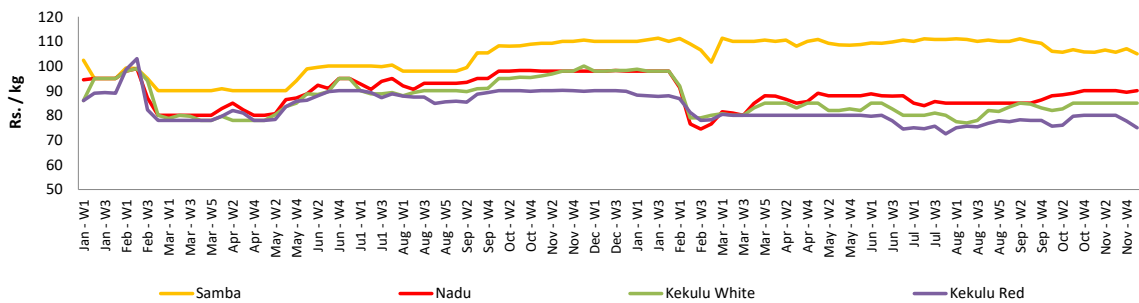


Pettah



Retail Prices

Pettah



Wholesale and Retail Prices of Selected Food Commodities - 2018-11-29

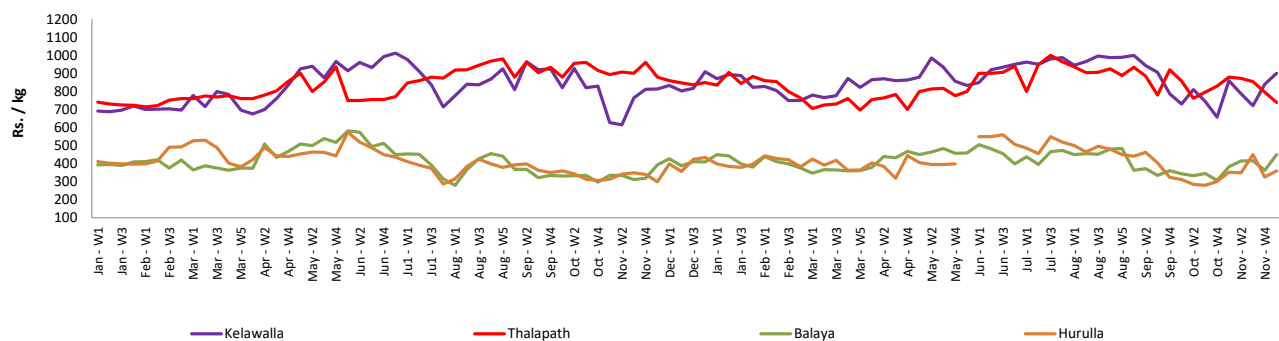
Fish

Item	Unit	Wholesale				Retail			
		Peliyagoda		Negombo		Peliyagoda		Negombo	
		Previous Week	Today	Previous Week	Today	Previous Week	Today	Previous Week	Today
Kelawalla	Rs./Kg	483.00	550.00	477.00	430.00	840.00	900.00	740.00	650.00
Thalapath	Rs./Kg	640.00	600.00	693.00	680.00	797.00	740.00	907.00	880.00
Balaya	Rs./Kg	263.00	350.00	293.00	260.00	363.00	450.00	460.00	420.00
Paraw	Rs./Kg	517.00	550.00	500.00	520.00	867.00	900.00	730.00	720.00
Salaya	Rs./Kg	127.00	140.00	107.00	100.00	157.00	180.00	167.00	150.00
Hurulla	Rs./Kg	227.00	260.00	223.00	230.00	327.00	360.00	300.00	330.00

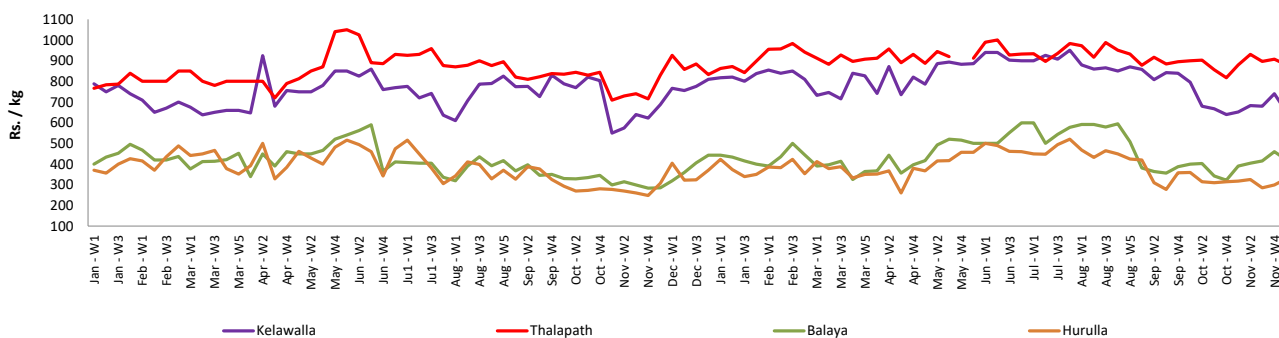
- Price increased by more than 5% compared to previous week average price.
- Price decreased by more than 5% compared to previous week average price.

Retail Prices

Peliyagoda



Negombo



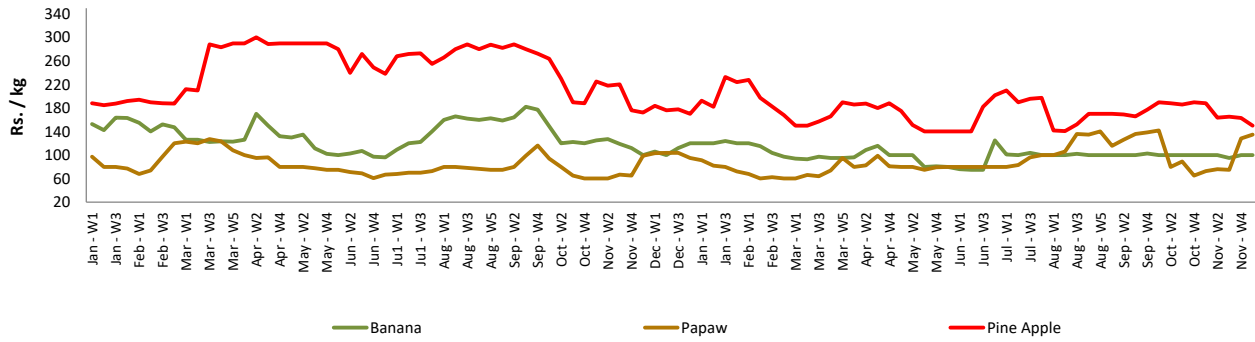
Wholesale and Retail Prices of Selected Food Commodities - 2018-11-29

Fruits

Item	Unit	Wholesale		Retail	
		Pettah			
		Previous Week	Today	Previous Week	Today
Banana (Sour)	Rs./Kg	62.00	60.00	100.00	100.00
Papaw	Rs./Kg	90.00	100.00	128.00	135.00
Pineapple	Rs./Kg	123.00	120.00	163.00	150.00
Apple (Imp)	Rs./Each			46.00	45.00
Orange (Imp)	Rs./Each			45.00	45.00

- Price increased by more than 5% compared to previous week average price.
- Price decreased by more than 5% compared to previous week average price.

Retail - Pettah



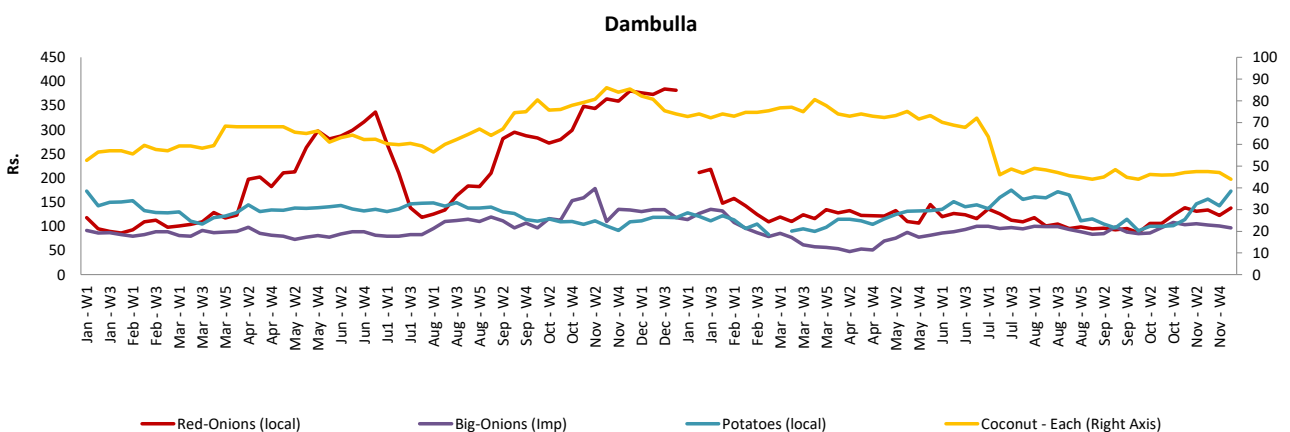
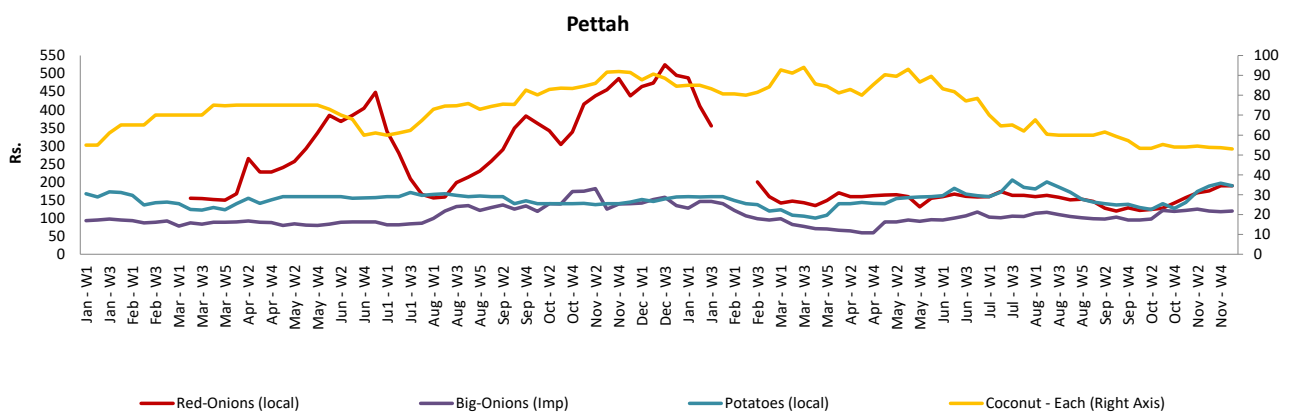
Wholesale and Retail Prices of Selected Food Commodities - 2018-11-29

Other

Item	Unit	Wholesale				Retail			
		Pettah		Dambulla		Pettah		Dambulla	
		Previous Week	Today	Previous Week	Today	Previous Week	Today	Previous Week	Today
Red-Onions (local)	Rs./Kg	151.00	150.00	113.00	128.00	190.00	190.00	123.00	138.00
Red-Onions (Imp)	Rs./Kg	n.a.	n.a.	143.00	158.00	n.a.	n.a.	153.00	168.00
Big-Onions (local)	Rs./Kg	n.a.	n.a.	86.00	98.00	n.a.	n.a.	96.00	108.00
Big-Onions (Imp)	Rs./Kg	89.00	100.00	90.00	87.00	118.00	120.00	101.00	97.00
Potatoes (local)	Rs./Kg	153.00	150.00	133.00	163.00	197.00	190.00	143.00	173.00
Potatoes (Imp)	Rs./Kg	80.00	90.00			110.00	120.00		
Dried Chillies (Imp)	Rs./Kg	263.00	290.00	258.00	278.00	303.00	340.00	268.00	288.00
Coconut	Rs./Nut	45.00	45.00	41.00	39.00	54.00	53.00	47.00	44.00
Coconut oil	Rs./Ltr	330.00	330.00			360.00	360.00		
Dhal	Rs./Kg	103.00	103.00			116.00	115.00		
Sugar	Rs./Kg	97.00	97.00			100.00	100.00		
Eggs	Rs./Each	16.50	16.50			17.58	17.50		
Katta	Rs./Kg	900.00	900.00			950.00	950.00		
Sprats	Rs./Kg	500.00	500.00			550.00	550.00		

- Price increased by more than 5% compared to previous week average price.
- Price decreased by more than 5% compared to previous week average price.

Retail Prices



* Prices of food commodities may vary due to quality and markets among other factors.