

Daily Price Report

A Summary of Price Developments - 28 November 2018



Vegetables

- Prices of **vegetable** varieties in **Dambulla** market **demonstrated mixed movements**.
- Price of **Beans decreased significantly** in **Pettah** market due to **favourable supply** from **Welimada** area.



Other

- Price of **local Red Onions increased** in **Dambulla** market due to **low supply** from **Jaffna** area.
- Price of **imported Red Onions increased** in **Dambulla** market due to **high quality varieties** from **India** and **Pakistan**.
- Price of **local Potatoes increased** in **Dambulla** market due to **low supply** from **Nuwara Eliya** and **Welimada** areas.



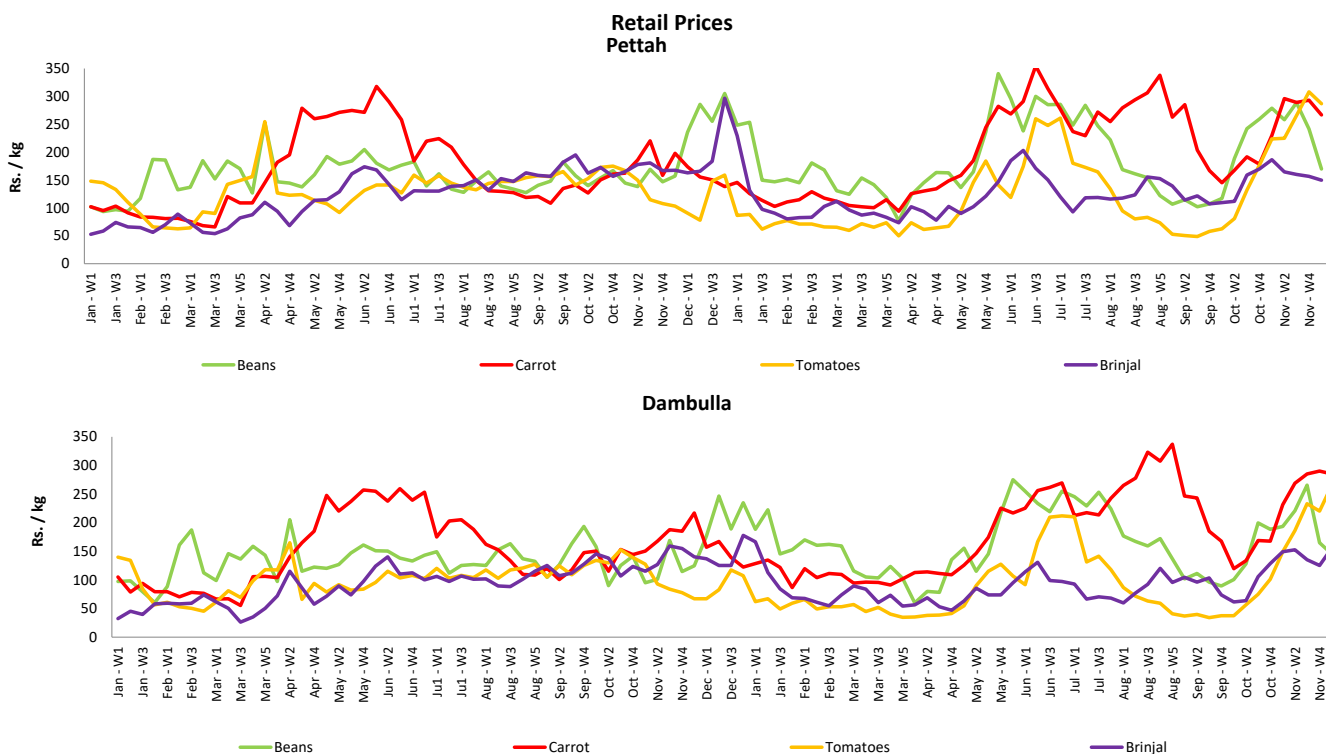
Statistics Department
Central Bank of Sri Lanka

Wholesale and Retail Prices of Selected Food Commodities - 2018-11-28

Vegetables

Item	Unit	Wholesale				Retail			
		Pettah		Dambulla		Pettah		Dambulla	
		Previous Week	Today	Previous Week	Today	Previous Week	Today	Previous Week	Today
Beans	Rs./Kg	185.00	133.00	145.00	125.00	242.00	170.00	165.00	145.00
Carrot	Rs./Kg	227.00	220.00	270.00	265.00	293.00	267.00	290.00	285.00
Cabbage	Rs./Kg	121.00	100.00	99.00	75.00	182.00	150.00	119.00	95.00
Tomatoes	Rs./Kg	254.00	253.00	200.00	245.00	308.00	287.00	220.00	265.00
Brinjal	Rs./Kg	116.00	117.00	105.00	135.00	157.00	150.00	125.00	155.00
Pumpkin	Rs./Kg	45.00	43.00	53.00	43.00	76.00	70.00	73.00	63.00
Snake gourd	Rs./Kg	141.00	117.00	95.00	95.00	178.00	158.00	115.00	115.00

- Price increased by more than 5% compared to previous week average price.
- Price decreased by more than 5% compared to previous week average price.



Wholesale and Retail Prices of Selected Food Commodities - 2018-11-28

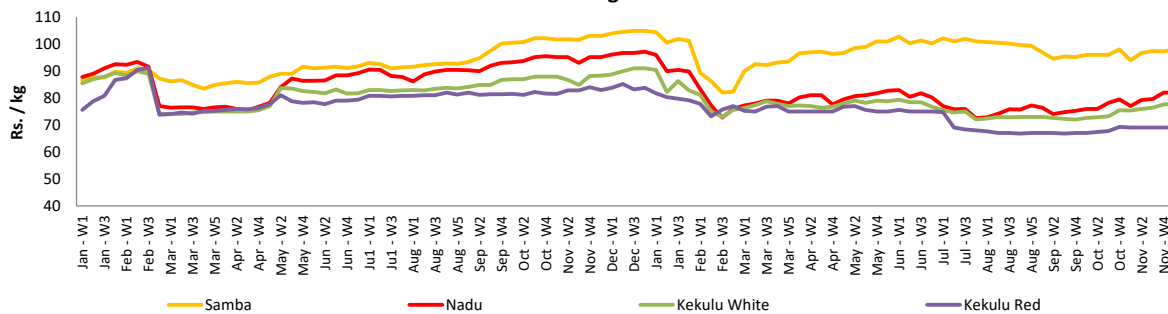
Rice

Item	Unit	Wholesale				Retail	
		Maradaghamula		Pettah		Pettah	
		Previous Week	Today	Previous Week	Today	Previous Week	Today
Samba	Rs./Kg	97.00	98.00	98.00	97.00	107.00	105.00
Nadu	Rs./Kg	82.00	82.00	80.00	80.00	89.00	90.00
Kekulu White	Rs./Kg	78.00	78.00	76.00	75.00	85.00	85.00
Kekulu Red	Rs./Kg	69.00	69.00	68.00	68.00	78.00	75.00

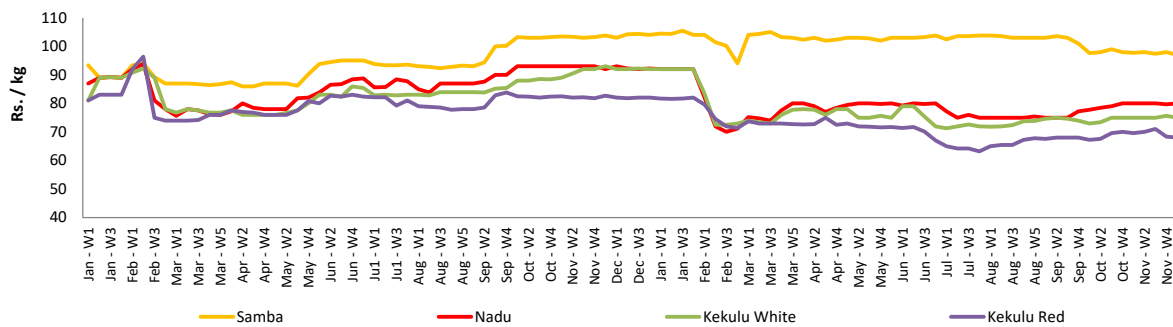
- Price increased by more than 5% compared to previous week average price.
- Price decreased by more than 5% compared to previous week average price.

Wholesale Prices

Marandaghamula

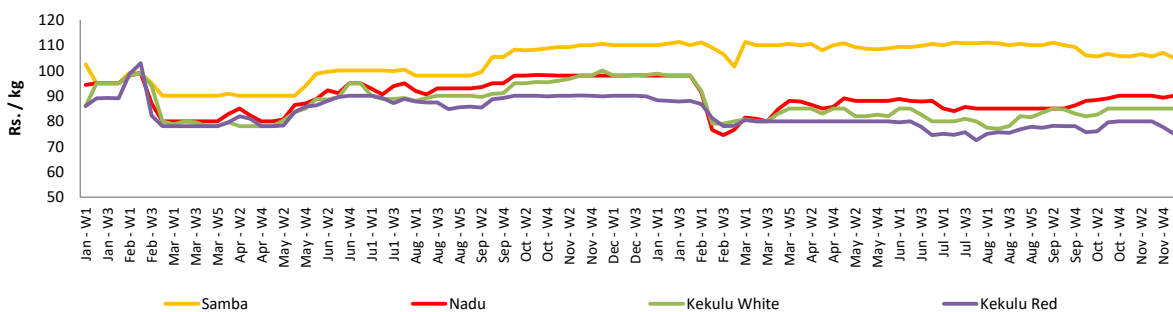


Pettah



Retail Prices

Pettah



Wholesale and Retail Prices of Selected Food Commodities - 2018-11-28

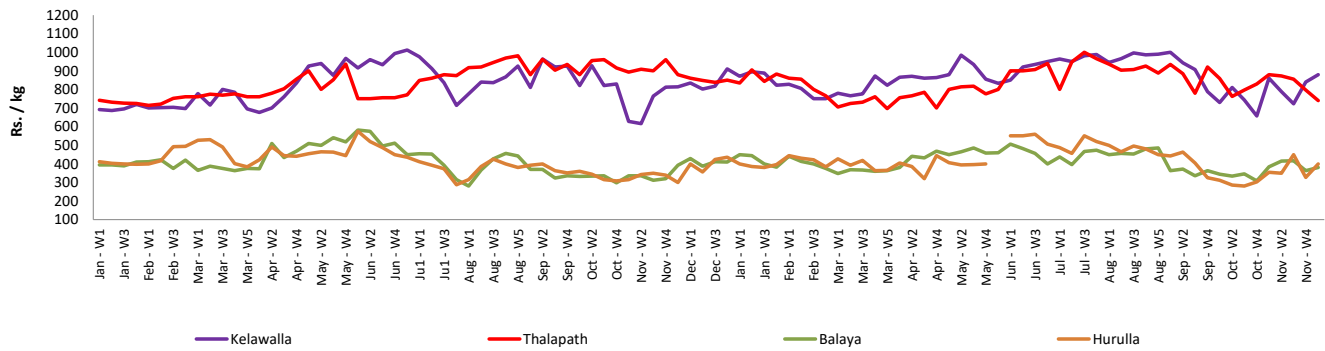
Fish

Item	Unit	Wholesale				Retail			
		Peliyagoda		Negombo		Peliyagoda		Negombo	
		Previous Week	Today	Previous Week	Today	Previous Week	Today	Previous Week	Today
Kelawalla	Rs./Kg	483.00	530.00	485.00	470.00	840.00	880.00	740.00	700.00
Thalapath	Rs./Kg	640.00	600.00	693.00	730.00	797.00	740.00	907.00	900.00
Balaya	Rs./Kg	263.00	280.00	293.00	300.00	363.00	380.00	460.00	480.00
Paraw	Rs./Kg	517.00	550.00	500.00	500.00	867.00	900.00	730.00	720.00
Salaya	Rs./Kg	127.00	120.00	107.00	130.00	157.00	150.00	167.00	200.00
Hurulla	Rs./Kg	227.00	300.00	223.00	260.00	327.00	400.00	300.00	350.00

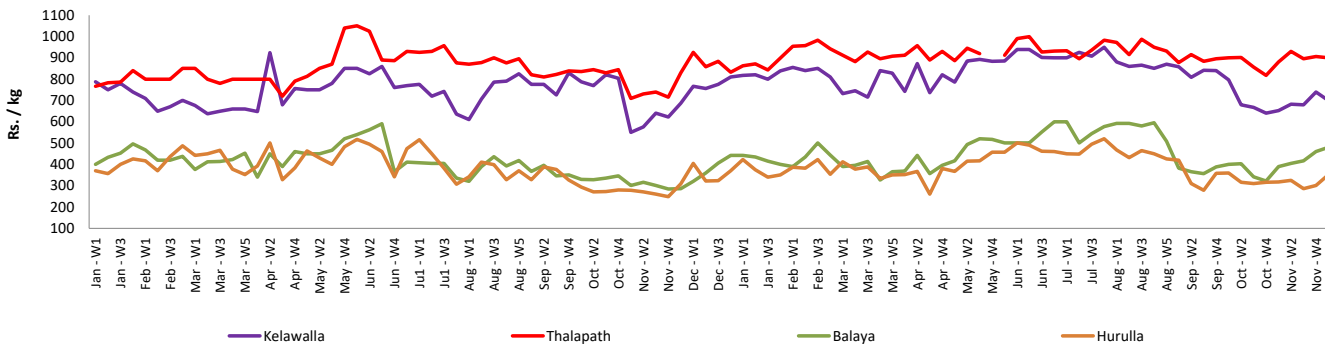
- Price increased by more than 5% compared to previous week average price.
- Price decreased by more than 5% compared to previous week average price.

Retail Prices

Peliyagoda



Negombo



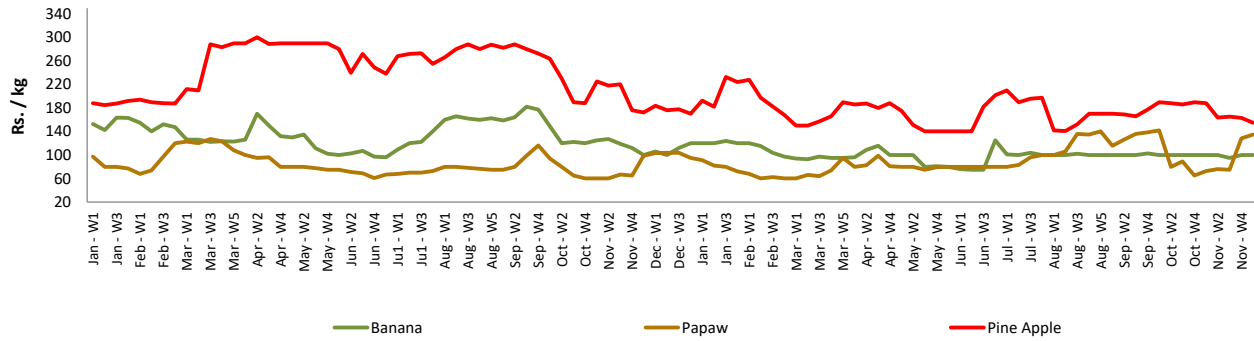
Wholesale and Retail Prices of Selected Food Commodities - 2018-11-28

Fruits

Item	Unit	Wholesale		Retail	
		Pettah			
		Previous Week	Today	Previous Week	Today
Banana (Sour)	Rs./Kg	62.00	60.00	100.00	100.00
Papaw	Rs./Kg	90.00	100.00	128.00	135.00
Pineapple	Rs./Kg	123.00	120.00	163.00	155.00
Apple (Imp)	Rs./Each			46.00	45.00
Orange (Imp)	Rs./Each			45.00	45.00

- Price increased by more than 5% compared to previous week average price.
- Price decreased by more than 5% compared to previous week average price.

Retail - Pettah



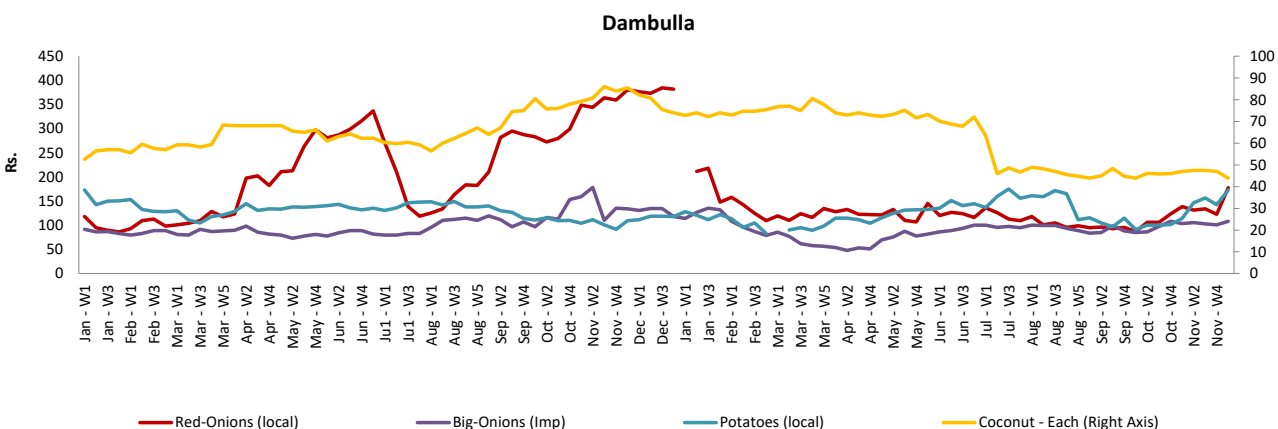
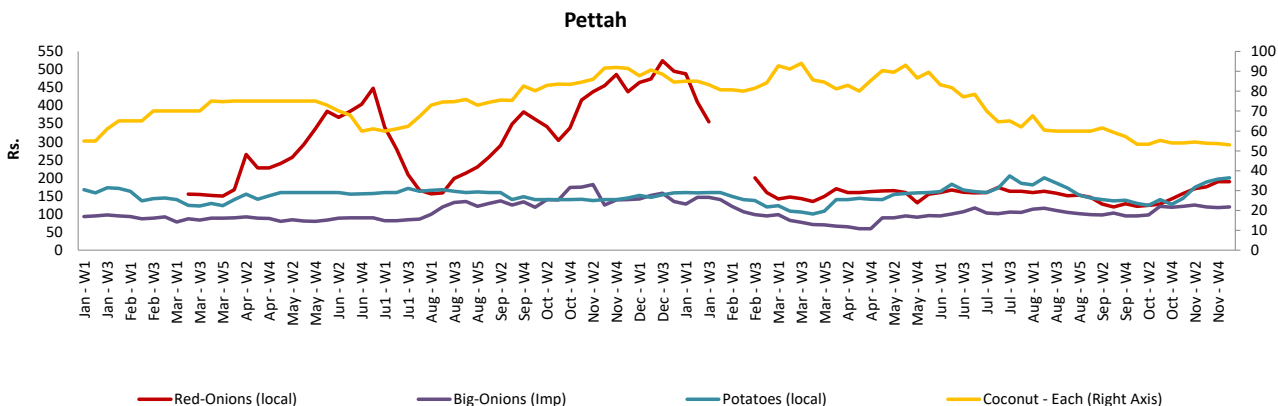
Wholesale and Retail Prices of Selected Food Commodities - 2018-11-28

Other

Item	Unit	Wholesale				Retail			
		Pettah		Dambulla		Pettah		Dambulla	
		Previous Week	Today	Previous Week	Today	Previous Week	Today	Previous Week	Today
Red-Onions (local)	Rs./Kg	151.00	150.00	113.00	168.00	190.00	190.00	123.00	178.00
Red-Onions (Imp)	Rs./Kg	n.a.	n.a.	143.00	163.00	n.a.	n.a.	153.00	173.00
Big-Onions (local)	Rs./Kg	n.a.	n.a.	86.00	93.00	n.a.	n.a.	96.00	108.00
Big-Onions (Imp)	Rs./Kg	89.00	95.00	90.00	98.00	118.00	120.00	101.00	108.00
Potatoes (local)	Rs./Kg	153.00	150.00	133.00	163.00	197.00	200.00	143.00	173.00
Potatoes (Imp)	Rs./Kg	80.00	90.00			110.00	120.00		
Dried Chillies (Imp)	Rs./Kg	263.00	275.00	258.00	277.00	303.00	320.00	268.00	287.00
Coconut	Rs./Nut	45.00	42.00	41.00	38.00	54.00	53.00	47.00	44.00
Coconut oil	Rs./Ltr	330.00	330.00			360.00	360.00		
Dhal	Rs./Kg	103.00	103.00			116.00	115.00		
Sugar	Rs./Kg	97.00	97.00			100.00	100.00		
Eggs	Rs./Each	16.50	16.50			17.58	17.50		
Katta	Rs./Kg	900.00	900.00			950.00	950.00		
Sprats	Rs./Kg	500.00	500.00			550.00	550.00		

- Price increased by more than 5% compared to previous week average price.
- Price decreased by more than 5% compared to previous week average price.

Retail Prices



* Prices of food commodities may vary due to quality and markets among other factors.