

# Daily Price Report

---

A Summary of Price Developments - 26 November 2018

---



## Vegetables

- Prices of **vegetable** varieties **demonstrated mixed movements** in both **Pettah** and **Dambulla** markets.
- Price of **Carrots decreased** in **Dambulla** market due to **favourable supply** from **Welimada** area.



## Fruits

- Price of **Papaw increased** in **Pettah** market due to **low supply** from **Vavunia** area.



## Other

- Price of **local Red Onions increased** in **Dambulla** market due to **low supply from** of **Jaffna** area.
- Price of **imported Big Onions decreased** in **Dambulla** market due to **low quality varieties** from **India** and **Pakistan**.
- Price of **imported Dried Chillies increased** in **Pettah** market due to **high cost** caused by **rupee depreciation**.

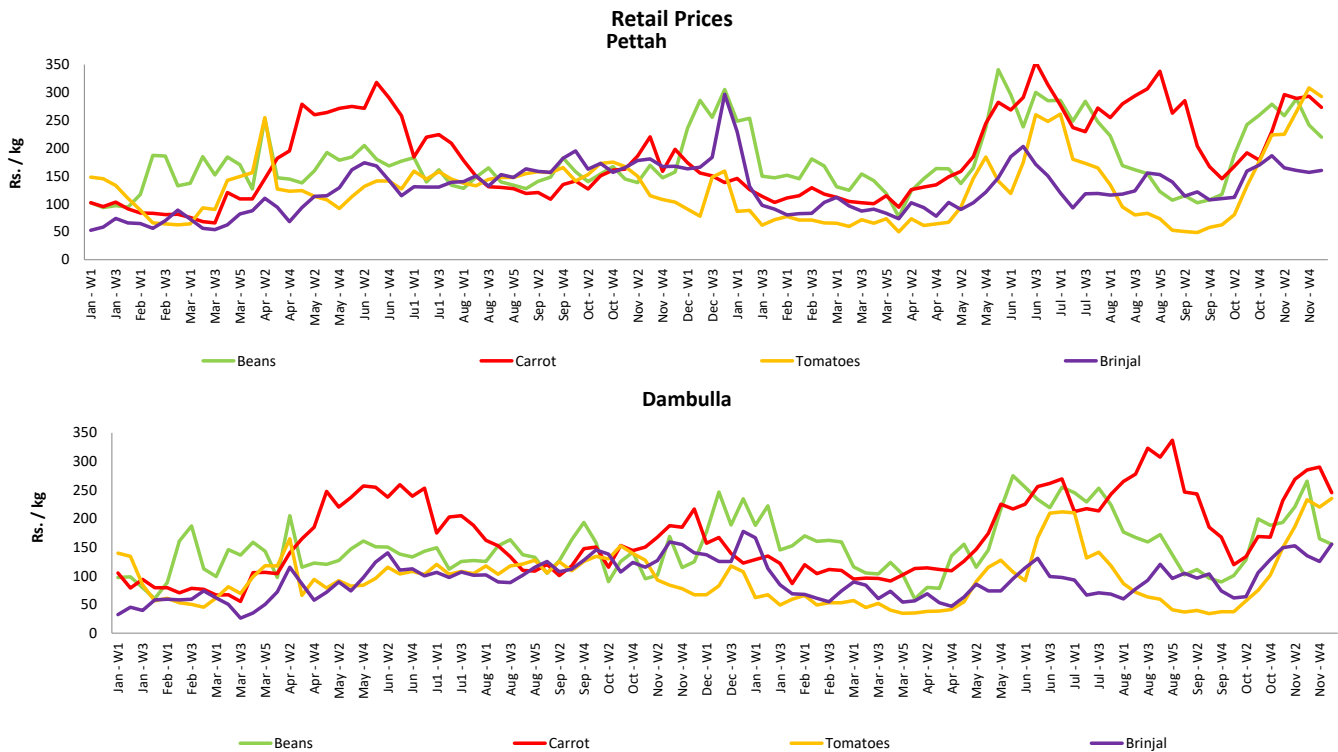


## Wholesale and Retail Prices of Selected Food Commodities - 2018-11-26

### Vegetables

| Item        | Unit   | Wholesale     |        |               |        | Retail        |        |               |        |
|-------------|--------|---------------|--------|---------------|--------|---------------|--------|---------------|--------|
|             |        | Pettah        |        | Dambulla      |        | Pettah        |        | Dambulla      |        |
|             |        | Previous Week | Today  | Previous Week | Today  | Previous Week | Today  | Previous Week | Today  |
| Beans       | Rs./Kg | 185.00        | 177.00 | 145.00        | 135.00 | 242.00        | 220.00 | 165.00        | 155.00 |
| Carrot      | Rs./Kg | 227.00        | 223.00 | 270.00        | 225.00 | 293.00        | 273.00 | 290.00        | 245.00 |
| Cabbage     | Rs./Kg | 121.00        | 125.00 | 99.00         | 115.00 | 182.00        | 170.00 | 119.00        | 125.00 |
| Tomatoes    | Rs./Kg | 254.00        | 253.00 | 200.00        | 215.00 | 308.00        | 293.00 | 220.00        | 235.00 |
| Brinjal     | Rs./Kg | 116.00        | 127.00 | 105.00        | 135.00 | 157.00        | 160.00 | 125.00        | 155.00 |
| Pumpkin     | Rs./Kg | 45.00         | 45.00  | 53.00         | 50.00  | 76.00         | 74.00  | 73.00         | 70.00  |
| Snake gourd | Rs./Kg | 141.00        | 133.00 | 95.00         | 105.00 | 178.00        | 173.00 | 115.00        | 125.00 |

- Price increased by more than 5% compared to previous week average price.
- Price decreased by more than 5% compared to previous week average price.



## Wholesale and Retail Prices of Selected Food Commodities - 2018-11-26

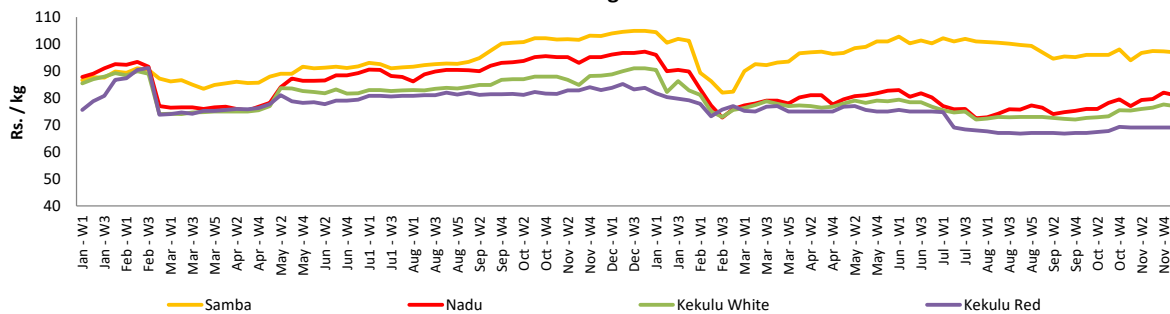
### Rice

| Item         | Unit   | Wholesale     |       |               |       | Retail        |        |
|--------------|--------|---------------|-------|---------------|-------|---------------|--------|
|              |        | Maradaghamula |       | Pettah        |       | Pettah        |        |
|              |        | Previous Week | Today | Previous Week | Today | Previous Week | Today  |
| Samba        | Rs./Kg | 97.00         | 97.00 | 98.00         | 97.00 | 107.00        | 105.00 |
| Nadu         | Rs./Kg | 82.00         | 81.00 | 80.00         | 80.00 | 89.00         | 90.00  |
| Kekulu White | Rs./Kg | 78.00         | 77.00 | 76.00         | 75.00 | 85.00         | 85.00  |
| Kekulu Red   | Rs./Kg | 69.00         | 69.00 | 68.00         | 68.00 | 78.00         | 75.00  |

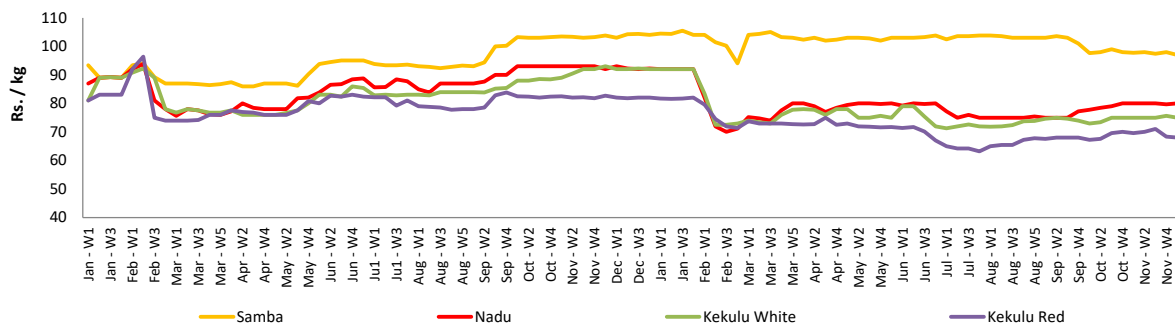
- Price increased by more than 5% compared to previous week average price.
- Price decreased by more than 5% compared to previous week average price.

### Wholesale Prices

#### Marandaghamula

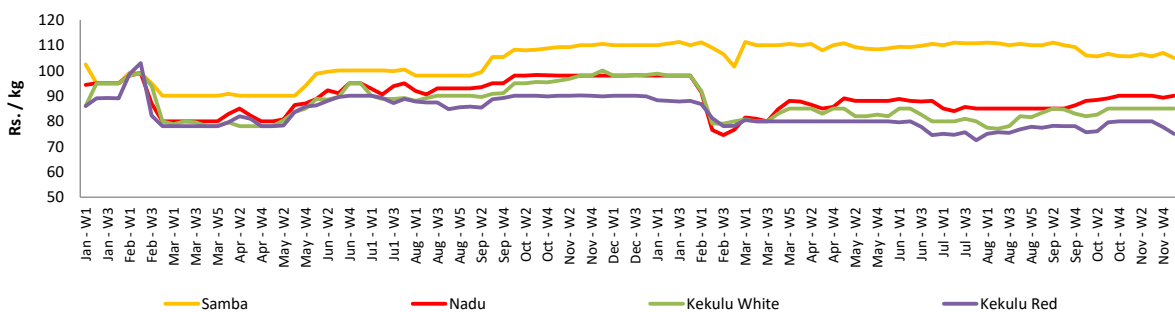


#### Pettah



### Retail Prices

#### Pettah



## Wholesale and Retail Prices of Selected Food Commodities - 2018-11-26

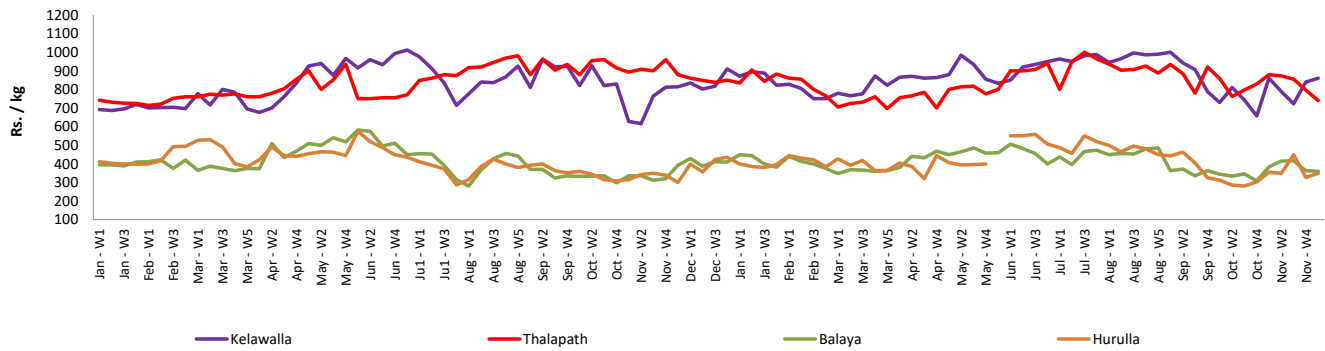
### Fish

| Item      | Unit   | Wholesale     |        |               |        | Retail        |        |               |        |
|-----------|--------|---------------|--------|---------------|--------|---------------|--------|---------------|--------|
|           |        | Peliyagoda    |        | Negombo       |        | Peliyagoda    |        | Negombo       |        |
|           |        | Previous Week | Today  | Previous Week | Today  | Previous Week | Today  | Previous Week | Today  |
| Kelawalla | Rs./Kg | 483.00        | 500.00 | 493.00        | 490.00 | 840.00        | 860.00 | 740.00        | 730.00 |
| Thalapath | Rs./Kg | 640.00        | 600.00 | 693.00        | 700.00 | 797.00        | 740.00 | 907.00        | 920.00 |
| Balaya    | Rs./Kg | 263.00        | 260.00 | 293.00        | 300.00 | 363.00        | 360.00 | 460.00        | 480.00 |
| Paraw     | Rs./Kg | 517.00        | 480.00 | 500.00        | 530.00 | 867.00        | 800.00 | 730.00        | 780.00 |
| Salaya    | Rs./Kg | 127.00        | 120.00 | 107.00        | 120.00 | 157.00        | 150.00 | 167.00        | 180.00 |
| Hurulla   | Rs./Kg | 227.00        | 250.00 | 223.00        | 260.00 | 327.00        | 350.00 | 300.00        | 360.00 |

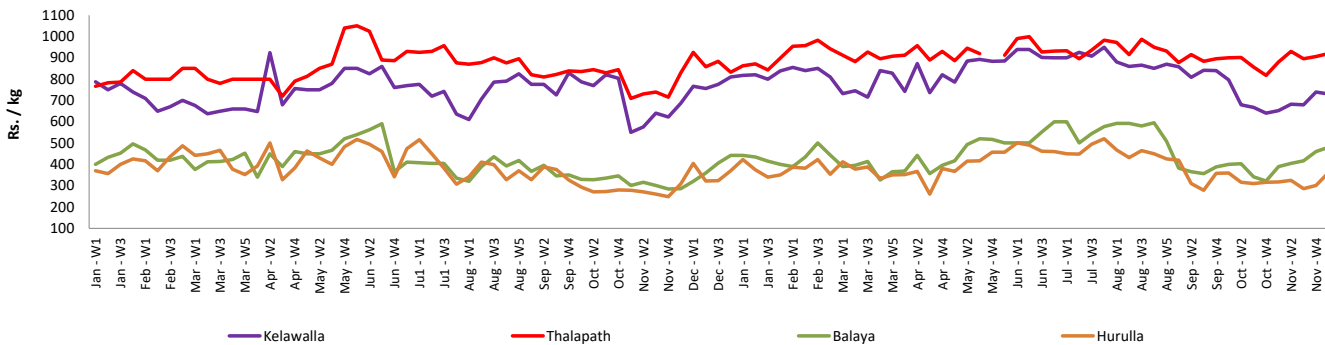
- Price increased by more than 5% compared to previous week average price.
- Price decreased by more than 5% compared to previous week average price.

### Retail Prices

#### Peliyagoda



#### Negombo



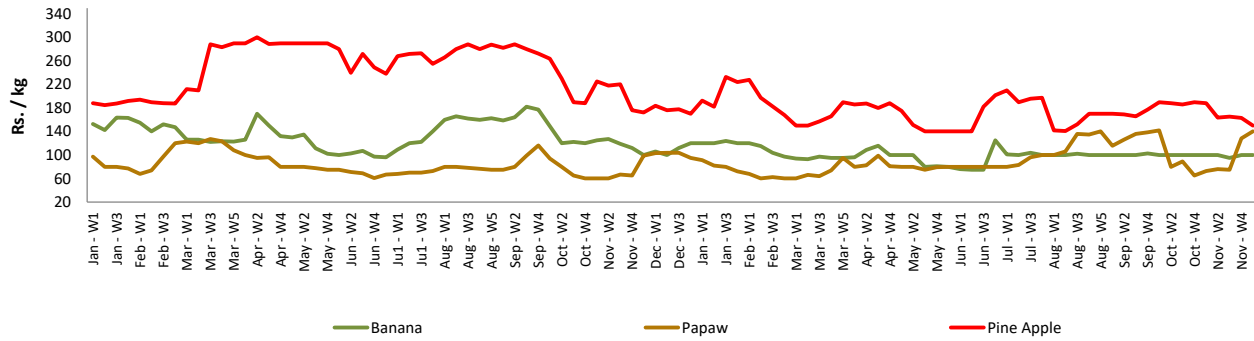
**Wholesale and Retail Prices of Selected Food Commodities - 2018-11-26**

**Fruits**

| Item          | Unit     | Wholesale     |        | Retail        |        |
|---------------|----------|---------------|--------|---------------|--------|
|               |          | Pettah        |        |               |        |
|               |          | Previous Week | Today  | Previous Week | Today  |
| Banana (Sour) | Rs./Kg   | 62.00         | 60.00  | 100.00        | 100.00 |
| Papaw         | Rs./Kg   | 90.00         | 100.00 | 128.00        | 140.00 |
| Pineapple     | Rs./Kg   | 123.00        | 120.00 | 163.00        | 150.00 |
| Apple (Imp)   | Rs./Each |               |        | 46.00         | 45.00  |
| Orange (Imp)  | Rs./Each |               |        | 45.00         | 45.00  |

- Price increased by more than 5% compared to previous week average price.
- Price decreased by more than 5% compared to previous week average price.

**Retail - Pettah**



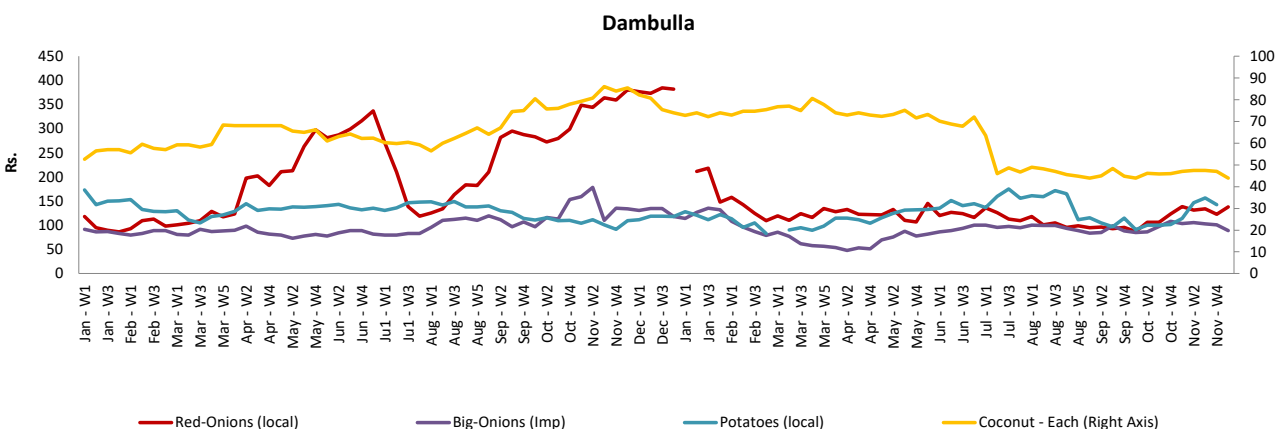
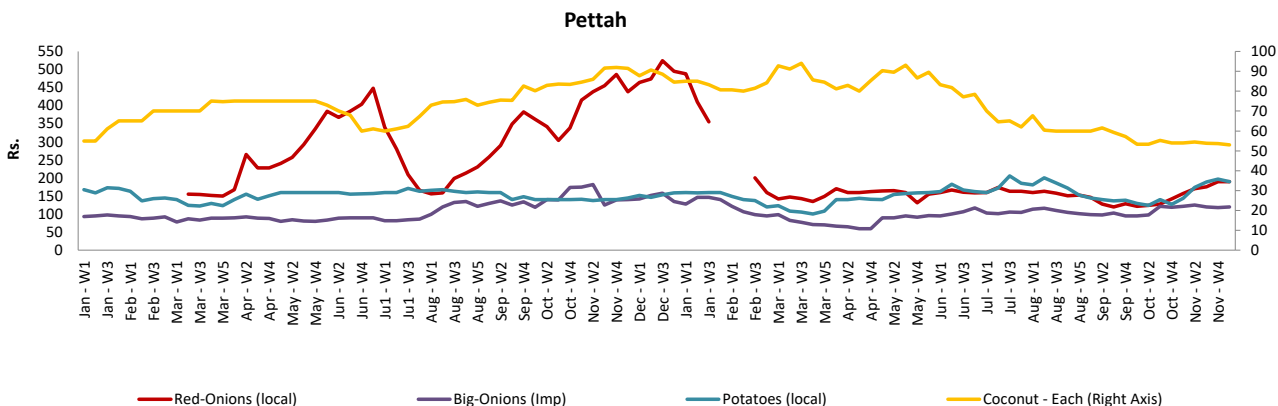
# Wholesale and Retail Prices of Selected Food Commodities - 2018-11-26

## Other

| Item                 | Unit     | Wholesale     |        |               |        | Retail        |        |               |        |
|----------------------|----------|---------------|--------|---------------|--------|---------------|--------|---------------|--------|
|                      |          | Pettah        |        | Dambulla      |        | Pettah        |        | Dambulla      |        |
|                      |          | Previous Week | Today  | Previous Week | Today  | Previous Week | Today  | Previous Week | Today  |
| Red-Onions (local)   | Rs./Kg   | 151.00        | 160.00 | 113.00        | 128.00 | 190.00        | 190.00 | 123.00        | 138.00 |
| Red-Onions (Imp)     | Rs./Kg   | n.a.          | n.a.   | 143.00        | 143.00 | n.a.          | n.a.   | 153.00        | 153.00 |
| Big-Onions (local)   | Rs./Kg   | n.a.          | n.a.   | 86.00         | 88.00  | n.a.          | n.a.   | 96.00         | 103.00 |
| Big-Onions (Imp)     | Rs./Kg   | 89.00         | 100.00 | 90.00         | 79.00  | 118.00        | 120.00 | 101.00        | 89.00  |
| Potatoes (local)     | Rs./Kg   | 153.00        | 150.00 | 133.00        | n.a.   | 197.00        | 190.00 | 143.00        | n.a.   |
| Potatoes (Imp)       | Rs./Kg   | 80.00         | 90.00  |               |        | 110.00        | 120.00 |               |        |
| Dried Chillies (Imp) | Rs./Kg   | 263.00        | 275.00 | 258.00        | 268.00 | 303.00        | 320.00 | 268.00        | 278.00 |
| Coconut              | Rs./Nut  | 45.00         | 45.00  | 41.00         | 39.00  | 54.00         | 53.00  | 47.00         | 44.00  |
| Coconut oil          | Rs./Ltr  | 330.00        | 330.00 |               |        | 360.00        | 360.00 |               |        |
| Dhal                 | Rs./Kg   | 103.00        | 103.00 |               |        | 116.00        | 115.00 |               |        |
| Sugar                | Rs./Kg   | 97.00         | 97.00  |               |        | 100.00        | 100.00 |               |        |
| Eggs                 | Rs./Each | 16.50         | 16.50  |               |        | 17.58         | 17.50  |               |        |
| Katta                | Rs./Kg   | 900.00        | 900.00 |               |        | 950.00        | 950.00 |               |        |
| Sprats               | Rs./Kg   | 500.00        | 500.00 |               |        | 550.00        | 550.00 |               |        |

- Price increased by more than 5% compared to previous week average price.
- Price decreased by more than 5% compared to previous week average price.

### Retail Prices



\* Prices of food commodities may vary due to quality and markets among other factors.