

# Daily Price Report

---

A Summary of Price Developments - 23 November 2018

---



## Vegetables

- Prices of **vegetable** varieties **demonstrated mixed movements** in **Pettah** market.
- Retail price of **Cabbage increased** in **Pettah** market due to **low supply** from **Puttalam** area.



## Other

- Price of **imported Potatoes remained low** in **Pettah** market due to **availability of high level of stocks** of **Pakistan** and **Chinese** varieties.
- However, price of **local Potatoes increased** in **Pettah** market due to **low supply** of varieties from **Welimada** area.
- Price of **imported Dried Chillies increased** in **Pettah** market reportedly due to **high cost** caused by **rupee depreciation**.



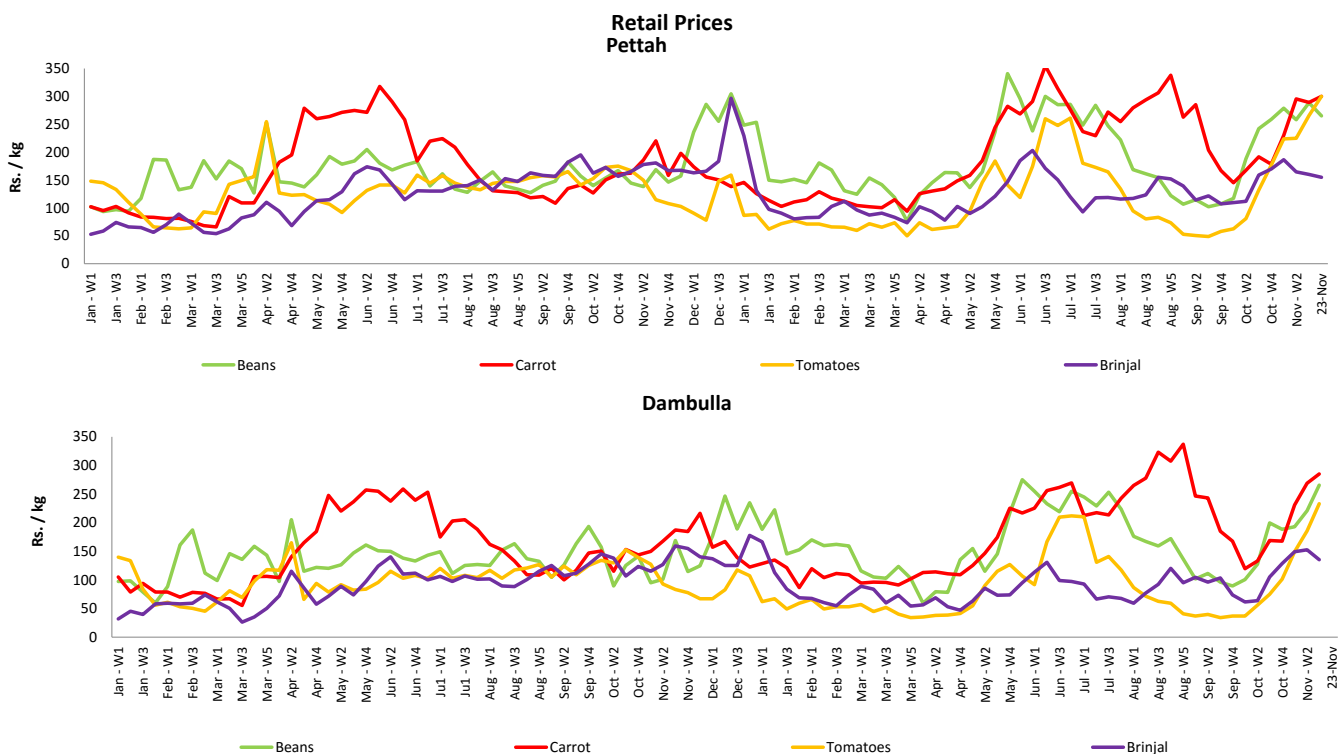
Statistics Department  
Central Bank of Sri Lanka

## Wholesale and Retail Prices of Selected Food Commodities - 2018-11-23

### Vegetables

Item	Unit	Wholesale				Retail			
		Pettah		Dambulla		Pettah		Dambulla	
		Previous Week	Today	Previous Week	Today	Previous Week	Today	Previous Week	Today
Beans	Rs./Kg	234.00	193.00	245.00	n.a.	289.00	265.00	266.00	n.a.
Carrot	Rs./Kg	236.00	220.00	265.00	n.a.	289.00	300.00	285.00	n.a.
Cabbage	Rs./Kg	105.00	107.00	98.00	n.a.	150.00	187.00	118.00	n.a.
Tomatoes	Rs./Kg	209.00	233.00	213.00	n.a.	266.00	300.00	233.00	n.a.
Brinjal	Rs./Kg	120.00	113.00	115.00	n.a.	160.00	155.00	135.00	n.a.
Pumpkin	Rs./Kg	51.00	48.00	58.00	n.a.	82.00	77.00	78.00	n.a.
Snake gourd	Rs./Kg	128.00	135.00	93.00	n.a.	165.00	170.00	113.00	n.a.

- Price increased by more than 5% compared to previous week average price.
- Price decreased by more than 5% compared to previous week average price.



## Wholesale and Retail Prices of Selected Food Commodities - 2018-11-23

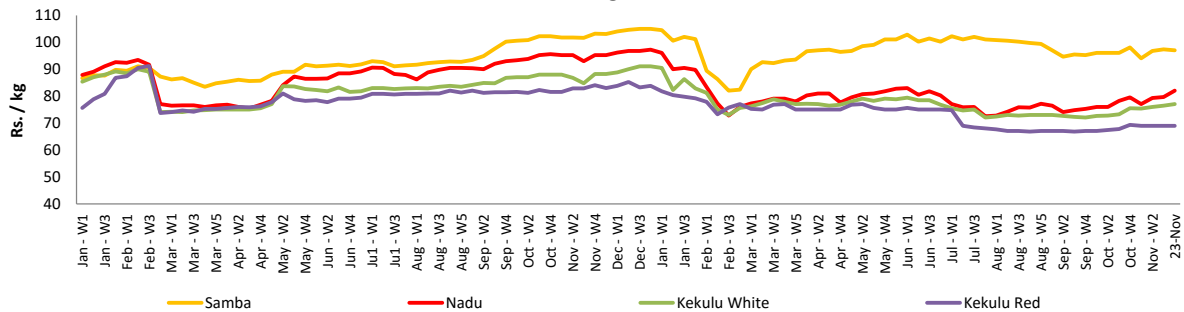
### Rice

Item	Unit	Wholesale				Retail	
		Maradaghamula		Pettah		Pettah	
		Previous Week	Today	Previous Week	Today	Previous Week	Today
Samba	Rs./Kg	97.00	97.00	97.00	100.00	106.00	108.00
Nadu	Rs./Kg	80.00	82.00	80.00	80.00	90.00	90.00
Kekulu White	Rs./Kg	76.00	77.00	75.00	75.00	85.00	85.00
Kekulu Red	Rs./Kg	69.00	69.00	71.00	69.00	80.00	80.00

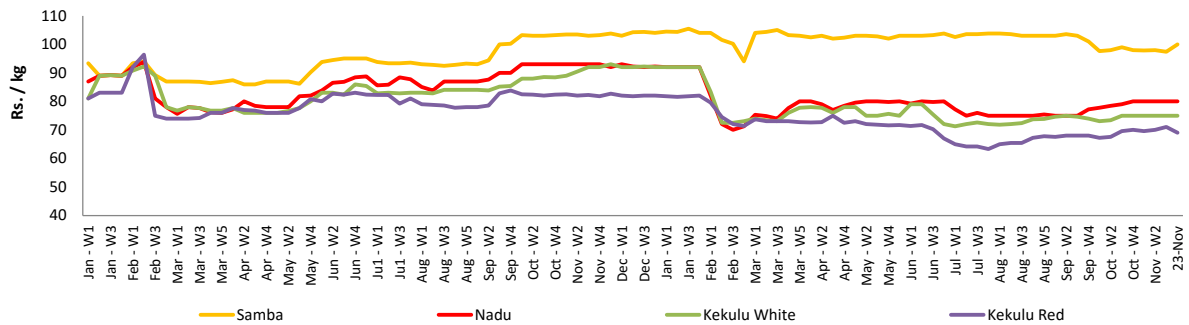
- Price increased by more than 5% compared to previous week average price.
- Price decreased by more than 5% compared to previous week average price.

### Wholesale Prices

#### Marandaghamula

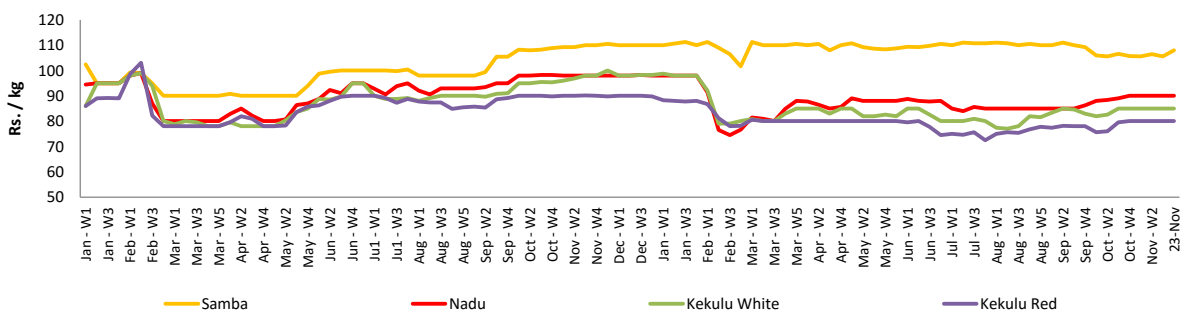


#### Pettah



### Retail Prices

#### Pettah



## Wholesale and Retail Prices of Selected Food Commodities - 2018-11-23

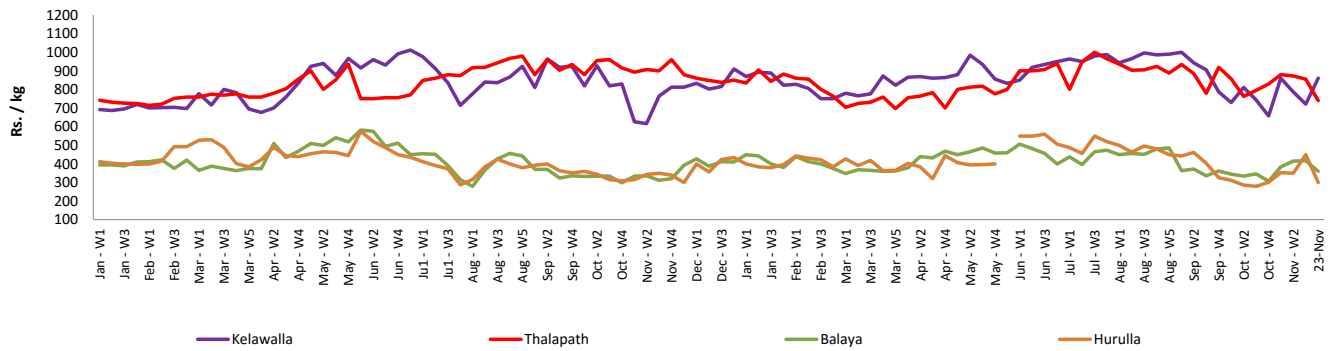
### Fish

Item	Unit	Wholesale				Retail			
		Peliyagoda		Negombo		Peliyagoda		Negombo	
		Previous Week	Today	Previous Week	Today	Previous Week	Today	Previous Week	Today
Kelawalla	Rs./Kg	464.00	500.00	450.00	500.00	722.00	860.00	680.00	750.00
Thalpath	Rs./Kg	703.00	600.00	692.00	700.00	855.00	740.00	896.00	920.00
Balaya	Rs./Kg	317.00	260.00	264.00	300.00	417.00	360.00	416.00	480.00
Paraw	Rs./Kg	500.00	480.00	505.00	500.00	800.00	800.00	715.00	750.00
Salaya	Rs./Kg	142.00	120.00	116.00	100.00	172.00	150.00	176.00	160.00
Hurulla	Rs./Kg	350.00	200.00	216.00	250.00	450.00	300.00	286.00	330.00

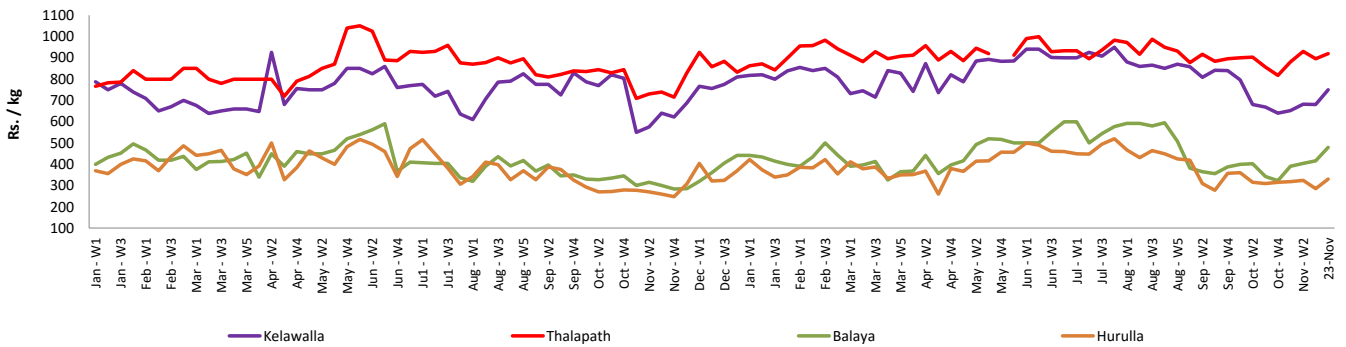
- Price increased by more than 5% compared to previous week average price.
- Price decreased by more than 5% compared to previous week average price.

### Retail Prices

#### Peliyagoda



#### Negombo



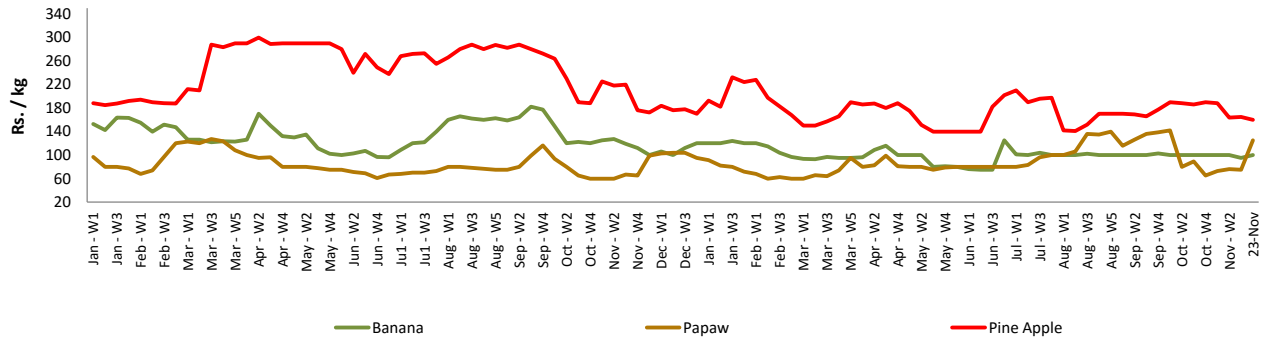
**Wholesale and Retail Prices of Selected Food Commodities - 2018-11-23**

**Fruits**

Item	Unit	Wholesale		Retail	
		Pettah			
		Previous Week	Today	Previous Week	Today
Banana (Sour)	Rs./Kg	60.00	60.00	95.00	100.00
Papaw	Rs./Kg	49.00	90.00	75.00	125.00
Pineapple	Rs./Kg	129.00	120.00	165.00	160.00
Apple (Imp)	Rs./Each			44.00	48.00
Orange (Imp)	Rs./Each			45.00	45.00

- Price increased by more than 5% compared to previous week average price.
- Price decreased by more than 5% compared to previous week average price.

**Retail - Pettah**



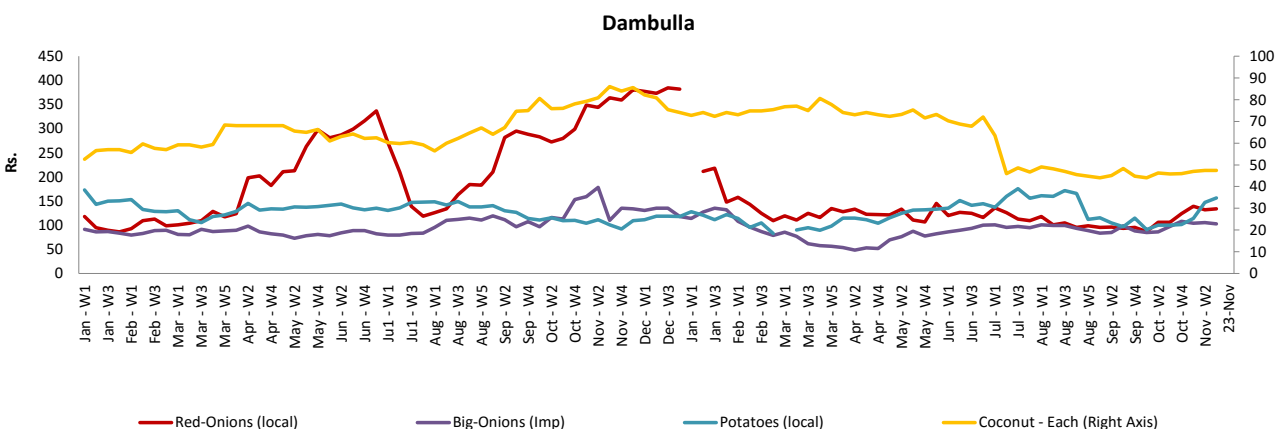
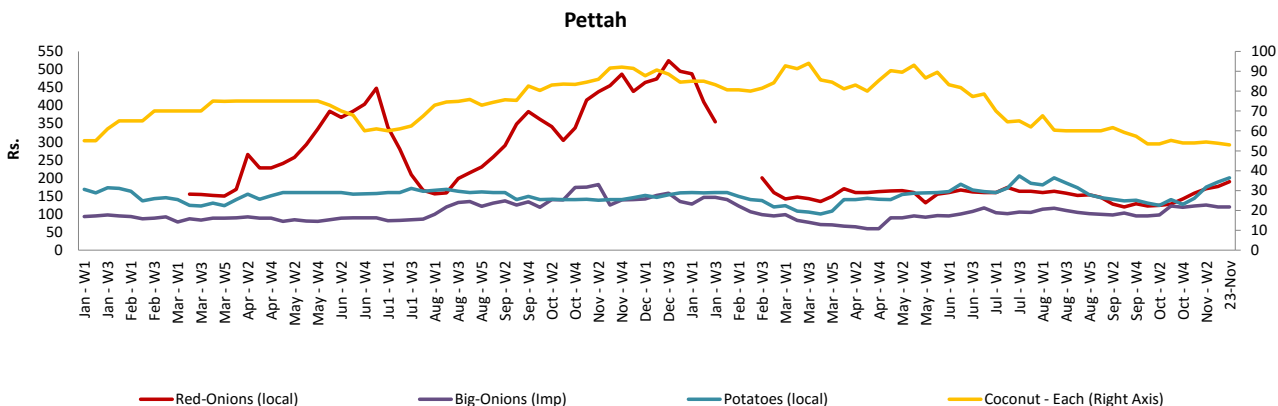
Wholesale and Retail Prices of Selected Food Commodities - 2018-11-23

Other

Item	Unit	Wholesale				Retail			
		Pettah		Dambulla		Pettah		Dambulla	
		Previous Week	Today	Previous Week	Today	Previous Week	Today	Previous Week	Today
Red-Onions (local)	Rs./Kg	144.00	147.00	124.00	n.a.	176.00	190.00	134.00	n.a.
Red-Onions (Imp)	Rs./Kg	140.00	n.a.	140.00	n.a.	170.00	n.a.	150.00	n.a.
Big-Onions (local)	Rs./Kg	90.00	n.a.	89.00	n.a.	115.00	n.a.	99.00	n.a.
Big-Onions (Imp)	Rs./Kg	92.00	89.00	91.00	n.a.	120.00	120.00	103.00	n.a.
Potatoes (local)	Rs./Kg	152.00	160.00	147.00	n.a.	189.00	200.00	157.00	n.a.
Potatoes (Imp)	Rs./Kg	118.00	80.00			139.00	120.00		
Dried Chillies (Imp)	Rs./Kg	246.00	270.00	237.00	n.a.	290.00	310.00	268.00	n.a.
Coconut	Rs./Nut	46.00	44.00	42.00	n.a.	54.00	53.00	47.00	n.a.
Coconut oil	Rs./Ltr	326.00	330.00			352.00	360.00		
Dhal	Rs./Kg	103.00	104.00			115.00	118.00		
Sugar	Rs./Kg	99.00	97.00			103.00	100.00		
Eggs	Rs./Each	15.30	16.50			16.30	17.75		
Katta	Rs./Kg	900.00	900.00			950.00	950.00		
Sprats	Rs./Kg	500.00	500.00			550.00	550.00		

Price increased by more than 5% compared to previous week average price.  
 Price decreased by more than 5% compared to previous week average price.

Retail Prices



\* Prices of food commodities may vary due to quality and markets among other factors.